

Digital Degree Download Process

Step-1: Open <https://ignou.samarth.edu.in> and Click New Registration button

Indira Gandhi National Open University

ignou
THE PEOPLE'S
UNIVERSITY
Student Portal

Sign In

Username
Enrolment Number

Password
Password

Captcha Verification (Click on the text to change)
q u o w z j x

Login

Click on New Registration → New Registration Reset Password

<https://ignou.samarth.edu.in/index.php/studentlogin/registration/register>

Step-2 : Go to choose programme then select your programme, your Name along with your enrolment number then enter the captcha and submit.

Indira Gandhi National Open University

Instructions

- Students are advised to use their own mobile and email address details for registration of account.

Choose the Programme →

Student Registration Form

Select Programme

Name (as on ID card)

Enrolment Number

Select

- ACE : Appreciation Course on Environment (ODL)
- ACISE : ADVANCE CERTIFICATE IN INFORMATION SECURITY (ODL)
- ACPDM : ADVANCED CERTIFICATE IN POWER DISTRIBUTION MANAGEMENT (ODL)
- ACPSD : Appreciation Course on Population and Sustainable Development (ODL)
- APDF : Awareness Programme on Dairy Farming (ODL)

© Project Samarth

Instructions

- Students are advised to use their own mobile and email address details for registration of account.

Student Registration Form

Select Programme

Name (as on ID card)

Enrolment Number



Enter Captcha →

Click on the text to change

Submit

Step-3: An OTP will be sent to your registered email id which you have provided at the time of registration. Enter the OTP and click submit.



Info!

Mail sent successfully to your registered email demo@example.com

Enter the one time password (OTP) sent to your email/mobile.

Enter the one time password (OTP) sent to your email/mobile

Submit

← Click on the Submit Button

Step-04: You will be asked to create your password, so please create your new password and remember the same for future use (also remember your username).

Indira Gandhi National Open University

Info!
Please create your password.

Set your password

Username : DEMOERN

Password


Confirm Password

← Click on the Submit button

© Project Samarth

Step-05: Again go to <https://ignou.samarth.edu.in> and login with credentials.

Indira Gandhi National Open University



ignou
THE PEOPLE'S UNIVERSITY
Student Portal

Sign In

Username

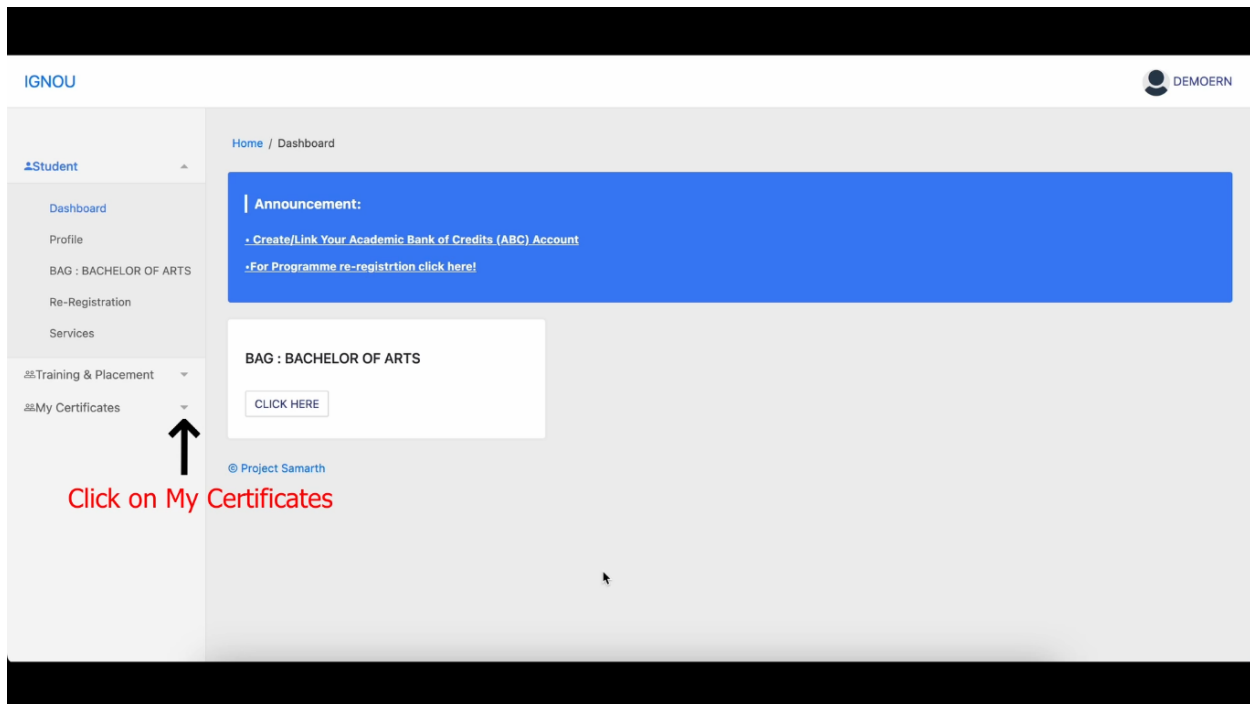
Password

Captcha Verification (Click on the text to change)


quowzj

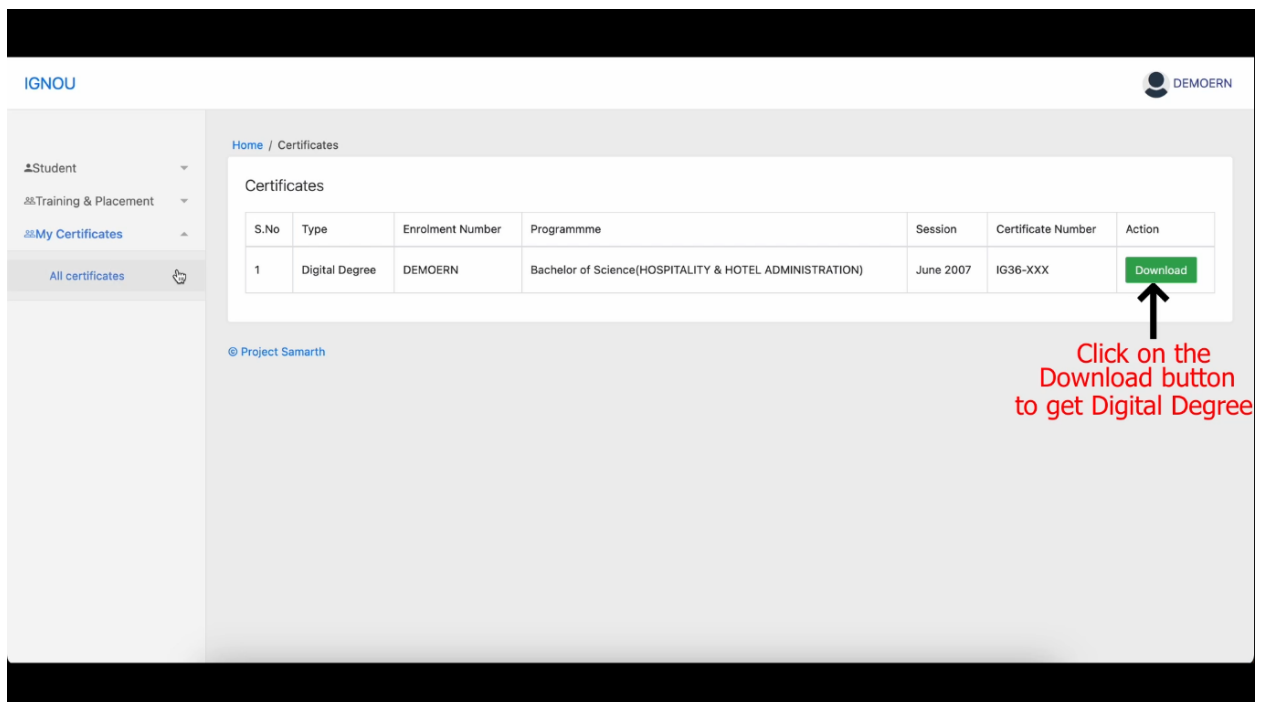
← Enter Captcha

Step-06: Then go and click to My Certificates



The screenshot shows the IGNOU student dashboard. The left sidebar contains a menu with 'My Certificates' highlighted. A red arrow points to this menu item with the text 'Click on My Certificates'. The main content area features a blue announcement banner, a 'BAG : BACHELOR OF ARTS' section with a 'CLICK HERE' button, and a user profile for 'Project Samarth'.

Step-07: Then click to All certificates go to download.



The screenshot displays the 'My Certificates' page. The left sidebar has 'All certificates' selected. The main content area shows a table of certificates. A red arrow points to the 'Download' button in the 'Action' column of the first row, with the text 'Click on the Download button to get Digital Degree'.

S.No	Type	Enrolment Number	Programme	Session	Certificate Number	Action
1	Digital Degree	DEMOERN	Bachelor of Science(HOSPITALITY & HOTEL ADMINISTRATION)	June 2007	IG36-XXX	Download

Step-8: Once downloaded open the PDF file in Adobe Acrobat Reader for Signed Digital Degree.