

**Compiled by : Regional  
Services Division, IGNOU  
Hqrs, Maidan Garhi New  
Delhi 110068**

# Monthly Monitoring Report - APRIL 2024

Regional Centers activities

MMR APRIL 2024  
PREPARED BY RSD

---

**Overall Guidance & Supervision:**

Dr. Umesh Chandra Pandey, Director, Regional Services Division

**Formatting & Editing**

Dr. Vinita Katiyar, Regional Services Division, IGNOU New Delhi

**Cover Design**

Dr. Vinita Katiyar, Regional Services Division, IGNOU New Delhi

**Analysis & Compilation**

Dr. Vinita Katiyar, Regional Services Division, IGNOU New Delhi

**Data and Photographs**

IGNOU Regional Centres



## Contents

<b>PART I - HIGHLIGHTS OF ACTIVITIES – APRIL 2024</b>	<b>6</b>
<b>PART-II – MMR APRIL 2024– EXECUTIVE SUMMARY</b>	<b>9</b>
<b>Promotional, Extension and Outreach Activities</b>	<b>9</b>
Table 1 Summary of promotional and publicity activity (Online and offline)	10
Table 2 Summary of efforts made by RCs to reach out to the disadvantaged communities	11
<b>Press Releases Issued</b>	<b>12</b>
<b>Meetings, Trainings &amp; Orientation Programme at Regional Centre</b>	<b>13</b>
Table 4 Summary of Capacity building and training programme organised by RCs	14
<b>Strengthening/Establishing LSCs and Exam centres</b>	<b>14</b>
Table 5 Summary of strengthening of LSCs related activities	15
<b>Regional Centres and Learners Support Centres Activities</b>	<b>16</b>
Table 6 Summary of IM organised meetings for online and ODL programme	16
Table 7 Summary of academic counselling sessions organised by RCs	17
Table 8 Summary of Project Viva-voce organised by RCs	18
Table 9 Summary of assignment evaluation and awards transmission	20
<b>Monitoring of Study Centres Activities</b>	<b>20</b>
Table 10 Summary of monitoring activity (Induction Meetings)	21
Table 11 Summary of monitoring activity (Exam related activities) *	22
<b>Student Support Services</b>	<b>23</b>
Table 12 Summary of student support service-related activities	23
<b>Research and Academic Development Activities</b>	<b>26</b>
Expenditure of Regional Centres	27
Table 13 Item-wise summary of expenses	27
<b>Staff strength at the Regional Centres</b>	<b>35</b>
<b>Ratio – Expenditure, Enrolment and Staff</b>	<b>36</b>
<b>Social Media Use</b>	<b>39</b>
Table 14 Summary of use of social media during the month	39
<b>PART III – PROMOTIONAL, EXTENSION AND OUTREACH ACTIVITIES</b>	<b>43</b>
Table 15 Regional centre wise number of promotional and publicity initiatives in APRIL 2024.	44
Table 16 Regional centre wise efforts for reaching out to the disadvantage communities	46

Table 17 Regional centre wise sensitising, collaborative and extension activities for sensitizing learners and other stakeholders to social and sustainable development issues leading to inclusive society in APRIL 2024.....	48
Table 18 Regional centre wise number of press releases/ published by Regional Centers in APRIL2024 .....	50

<b>PART IV - MEETINGS, TRAININGS &amp; ORIENTATION PROGRAMME AT REGIONAL CENTRE .....</b>	<b>52</b>
Table 19 Regional centre wise number of In-house meetings held in DECEMBER2023 .....	53
Table 20 Regional centre wise number of meeting with Hqrs and RSD - Participated/Interacted in JANUARY 2024 .....	55
Table 21 Regional centre wise number of capacity building and training programme organised in DECEMBER2023.....	57

<b>PART V – STRENGTHENING OF LSCS &amp; ECS.....</b>	<b>59</b>
Table 22 Regional centre wise expansion/strengthen of study centers in APRIL 2024 .....	60

<b>PART VI – ACTIVITIES AT RCS &amp; LSCS.....</b>	<b>62</b>
Table 23 Regional centre wise number of inductions meetings (IM) organized for the students of ONLINE and ODL Programme (Face to face & online both) in APRIL 2024. ....	63
Table 24 Regional centre wise number of academic counseling sessions for theory courses organized by study centers for ODL Prog (Online & F2f mode), Practical courses for ODL Prog and academic counselling for Online programme in APRIL 2024 .....	65
Table 25 Regional centre wise number of Programme for which Project viva – voce held at Regional Center (Face to face mode & Online mode) for ODL programme in APRIL 2024 .....	67
Table 26 Regional centre wise number of assignments received and awards transmitted by RCs/LSCs in offline mode and online mode for ODL and ONLINE programme in APRIL 2024. ....	69

<b>PART VII – MONITORING OF STUDY CENTRES ACTIVITIES .....</b>	<b>71</b>
Table 27 Regional centre wise number of Induction Meeting (IM) attended by officials of RC in ONLINE and face to face mode in APRIL 2024 .....	72
Table 28 Regional centre wise number of academic counseling sessions visited/monitored by officials of RC in APRIL 2024 .....	74
Table 29 Regional centre wise number of TEE centers visited/monitored by RC (Please submit this information only if the activity was done in the month for which you are reporting.) in APRIL 2024 .....	76

<b>PART VIII – STUDENT SUPPORT SERVICES.....</b>	<b>78</b>
Table 30 Regional Centers wise students queries handled through various modes in Ferbruary 2024.....	79
Table 31 Regional Centre wise total number of students' queries handled in DECEMBER2023.....	81
Table 32 Regional Centers wise number of SMSs utilized for students support in APRIL 2024. ....	83
Table 33 Regional centers wise number of grievance redressal camp(s) organized by RCs/LSCs in online and face to face mode in JANUARY 2024 .....	85

<b>PART IX - ACADEMIC ACTIVITIES BY REGIONAL CENTRE.....</b>	<b>87</b>
Table 34 Regional centers wise number of research and professional development by regional center academics in JANUARY 2024. ....	88

<b>PART X–ACCOUNTS &amp; FINANCE.....</b>	<b>90</b>
Table 35: Regional Centre wise total expenditure in APRIL 2024. ....	91



Table 36 Regional Centre wise expenditure on Salaries of Regular Staff in APRIL 2024. ....	93
Table 37 Regional Centre wise expenditure on salaries of DW staff in APRIL 2024. ....	95
Table 38 Regional Centre wise expenditure on Regional Centre' Security in APRIL 2024. ....	97
Table 39 Regional Centre wise expenditure on rent of Regional Centre' Building in APRIL 2024. ....	99
Table 40 Regional Centre wise expenditure on tours and travels in APRIL 2024. ....	101
Table 41Regional Centre wise expenditure on meetings/orientations/workshops' in APRIL 2024. ....	103
Table 42Regional Centre wise expenditure on Printing/Publicity etc in APRIL 2024.....	105
Table 43 Regional Centre wise other expenditure in APRIL 2024.....	107

## **PART XI – EXPENDITURES ON FUNCTIONING OF LEARNER SUPPORT CENTERS ..... 109**

Table 44 Regional Centre wise expenditure on payment of salaries of Part-time functionaries of LSCs in APRIL 2024. ....	110
Table 45 Regional Centre wise expenditure on payment for Counseling, Assignment Evaluation, Practical's etc in April 2024.....	112
Table 46 Regional Centre wise expenditure on the functioning (salaries + counseling, assignments, evaluation) of LSCs in APRIL 2024. ....	114

## **PART XII - STAFF STRENGTH ..... 116**

Table 47 Regional Centre wise staff strength in APRIL 2024. ....	117
--	-----

## **PART XIII – RATIO : EXPENDITURE, ENROLMENT AND STAFF ..... 119**

Table 48 Expenditure – staff ratio in the APRIL 2024 .....	120
Table 49 Expenditure – enrollment (Fresh) ratio in the APRIL 2024.....	121
Table 50 Enrollment (Fresh) – staff ratio in the APRIL 2024 .....	123

## **PART XIV – USE OF DIGITAL MEDIA PLATFORMS BY REGIONAL CENTRES .. 125**

Table 51 Regional Centre wise Digital Media Platforms used .....	126
Table 52 Regional Centre wise links of Facebook Page .....	128
Table 53Regional Centre wise usage of Facebook in APRIL 2024 .....	130
Table 54 Regional Centre wise Twitter Handles and their links.....	132
Table 55 Regional Centre wise usage of Twitter in APRIL 2024.....	134
Table 56 Regional Centre wise links of Youtube Channel .....	136
Table 57 Regional Centre wise usage of Youtube.....	138

## **ANNEXURE I : OTHER EVENTS ..... 140**

Bijapur .....	141
Chennai.....	143
Darbhang.....	145
Delhi-2 .....	146
Gangtok.....	149
Imphal .....	151
Jabalpur.....	152
Jaipur .....	155
Jammu.....	158
Jodhpur .....	159
Jorhat .....	169
Karnal .....	171

Kolkata.....	172
Koraput .....	172
Lucknow .....	175
Patna .....	175
Ranchi .....	180
Shimla .....	181
Srinagar.....	181
Varanasi .....	183
Vatakara.....	186
Vishakhapatnam.....	189

***Annexure II : Item-wise Expenditure of Regional Centers ..... 193***



## PART I - Highlights of Activities – April 2024

Particulars	Numbers
Number of general publicity initiative/activities to enhance outreach - Face to face mode	82
Number of general publicity initiative/activities to enhance outreach - ONLINE mode	524
Number of programme specific publicities - Face to face mode	27
Number of programme specific publicities - ONLINE mode	39
Efforts for reaching out to the persons who do not have access to higher education (Disadvantaged communities eg..PH, SC/ST, Women etc.) - Face to face mode	34
Efforts for reaching out to the persons who do not have access to higher education (Disadvantaged communities eg..PH, SC/ST, Women etc.) - ONLINE mode	16
Extension activities for sensitizing learners and other stakeholders to social and sustainable development issues leading to inclusive society - Face to face mode	28
Extension activities for sensitizing learners and other stakeholders to social and sustainable development issues leading to inclusive society - ONLINE mode	21
Collaborative extension and outreach Programs (If any)	40
<b>Total promotional and publicities activities</b>	811
Number of press releases/ published	176
In-house meetings at RC	160
No. of Meeting with Hqrs and RSD - Participated/Interacted	253
<b>Total Capacity building Prog</b>	77
Number of Coordinators Meetings organized by RC	25
Number of orientation Programmer for academic counsellors ACs) organised by RC	23
Number of orientation Programme for study centres functionary's organised by RC	18
Training programme organized for handling of Learning Management System by RC	11
<b>Total Capacity building Prog</b>	77
Number of new study centres notified/opened	1
Number of new programmes activated at existing study centres	12
Number of new academic counsellors empanelled in the reporting month	608
Number of exam centres established for online examinations and ODL exams	299
Number of Exam centres for Entrance test established in the region P	7
<b>Total expansion of Network</b>	927
Number of inductions meetings organized for ODL Prog - Face to face m	80
Number of inductions meetings organized for students of ODL Prog – Online mode	112
Number of inductions meetings organized for the students of ONLINE Program	60
<b>Total Induction meeting</b>	252
Number of academic counselling sessions for theory courses organized by study centres for ODL Prog -Face to face mode	2701
Number of academic counselling sessions for theory courses organized by study centres for ODL Prog - ONLINE mode	2169

Number of academic counselling sessions for practical courses organized by study centres for ODL Prog	2823
Number of academic counselling sessions organized for ONLINE Programme	415
<b>Total No. of Counselling sessions</b>	8108
Number of ODL Programme for which Project viva – voce held at RC	372
Number of ONLINE Programme for which Project viva – voce held at RC	32
<b>Total project viva</b>	404
Number of Assignments received by RCs/LSCs in OFFLINE mode Please	1289671
Number of Assignments received by RCs/LSCs in ONLINE mode Please g	185462
No. of Assignments awards transmitted to Hqrs during reporting month	507587
Number of Assignments submitted by students of ONLINE Programme	11213
Number of Assignments awards transmitted to Hqrs during reporting	3738
<b>Total assignment activity</b>	1997671
Number of Induction Meetings) attended by officials of RC ONLINE	125
Number of Induction Meetings) attended by officials of RC Face to Face mode	75
<b>Total IM attended</b>	200
Number of academic counselling sessions visited/monitored by official	459
Number of TEE centres visited/monitored by RC Please submit this in	2
Number of TEEP centres visited/monitored by RC Please submit this i	15
Number of entrance exam centres visited/monitored by RC Please submit information if the activity done in the reporting month	1
<b>Total Exam centres activities</b>	18
By Post	15074
Email	99299
Phone	41095
i-GRAM	30739
Face-to-Face Queries	57855
Face Book	785
Twitter	637
RTI	109
Court Cases	16
Any other	9652
<b>Total No. of queries</b>	255261
Number of Grievance Redressal Camps) organized by RCs/LSCs - ONLIN	51
Number of Grievance Redressal Camps) organized by RCs/LSCs - face	73
<b>Total Grievance redressal camp</b>	124
IGNOU programmes for New Admission	18512
Deficiency in the Fresh Admission Forms	1249
Confirmation of New Admission	12800
Information regarding Induction Meeting	75204
Submission of Re - registration	16900
Confirmation of Re - registration	5009
Face to Face Counselling schedule	52321
Collection of study material	7012
Submission of assignment	37834
Term End Examination Hall Ticket	22387
Practical Examinations	8195
Project Viva Voce, workshop	994

Declaration of the term end examination result	0
Placement activities	0
Convocation/degree	4658
Any other	47212
<b>Total SMS used</b>	319476
Systemic Research Activity (ies) performed on strengthening of the Open and Distance Learning	1
Research Articles) Published	2
Conference Organized	14
Conference Attended	52
Faculty Development Programmes) Organized	4
Faculty Development Programmes) Attended	5
Participation in Interactive Radio Counselling Session Gyan Vani/ AI	9
Participation in Door Darshan/ Other Electronic Media Channel program	13
Participation in Career Counselling Programme	7
<b>Total research activity</b>	107
Regular Staff Salary	12251335
	5
Daily Wage payment	8195904
Security	3572610
Building Rent	1938383
Travel and hiring of taxi	156798
Meeting/ workshop/Orientation Programme etc	482328
Printing/Publicity	54044
LSC/PSC/SSC Payments Salary of Part Time functionaries)	10234000
LSC/PSC/SSC Payments Counselling, Assignment Evaluation, Practical	5937127
Other Expenditure	18118274
<b>Total expenditure</b>	17120282
	3
Academic Staff	169
Non-Academic Staff	366
Daily Wage staff Engaged at Regional Centre	394
Daily Wage staff Engaged at Ware House	22
Security Guards	164
<b>Total staff</b>	1115
Number of Posts on the RC Facebook Page for the month:	3330
Total Number of Likes on the RC Facebook Page:	190120
Total Number of followers of the RC Facebook Page:	275005
Number of posts on Twitter for the month:	8590
Total Number of followers of the RC Twitter handle:	53880
Number of posts on YouTube during the month:	164
Total Number of subscribers of the RC YouTube channel:	194623
<b>Total social media use</b>	725712

## **PART-II – MMR APRIL 2024– Executive Summary**

The analysis for MMR 2024 is completely based on the data provided by the Regional Centres. As per the practice, the data for the Monthly Monitoring Report (MMR) was received through a filled-in format as well as through the Google Form. Both were received online. The MMR format which was in used earlier has been modified from January 2023.

The data received from 57 Regional Centres have been analysed in this Executive Summary for MMR-APRIL 2024. The analysis has been done under various subheadings for Promotional, extension and outreach activities of the Regional Centres, and Learner Support Centres. Further, various Finance & Accounts related matters, i.e., expenditures incurred by Regional Centres and Learner Support Centres have been analysed. Information related to academic and professional development of the academics of the regional centres has been also compiled and analysed. Immediately following the Executive Summary, data tables pertaining to various activities have been provided. Thereafter, a brief summary of the events held across the country has been provided along with the pictures of those programs.

### **Promotional, Extension and Outreach Activities**

During the month of April 2024, Regional Centres organized various promotional and publicity activities. During this time general publicity initiative/activities to enhance outreach, programme specific publicities, efforts for reaching out to the persons who do not have access to higher education like disadvantaged communities e.g., PH, SC/ST, Women etc have been organised by the Regional Centres.

Summary of general and specific publicity and promotional activities carried out in face-to-face mode and online mode has been given in

Table 1. A total of **672** such activities have been undertaken across all 57 Regional Centres. The list of top ten regional centres in has been given in

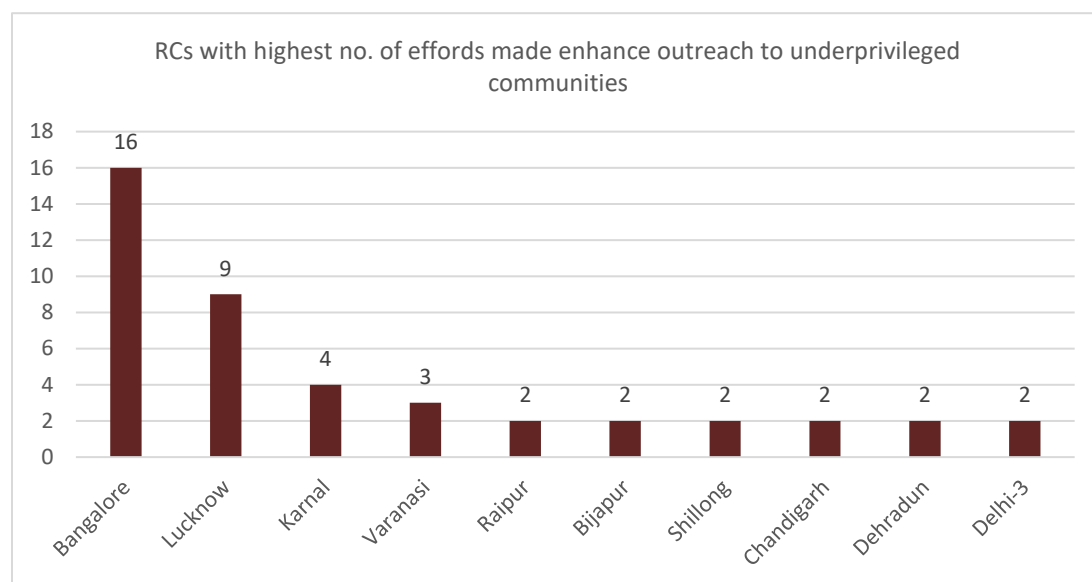


Figure 2.

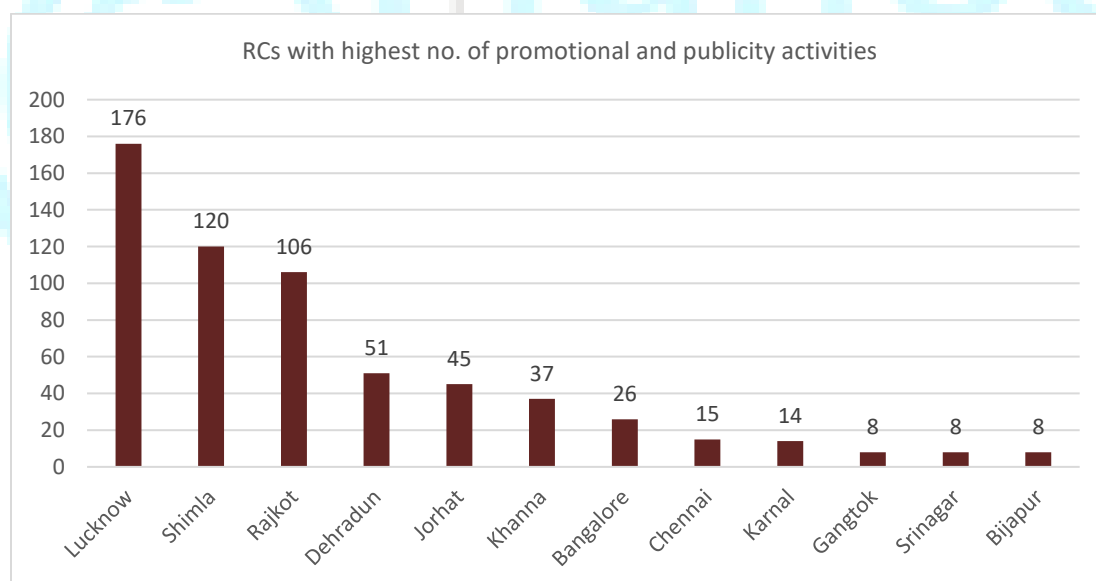


Figure 1

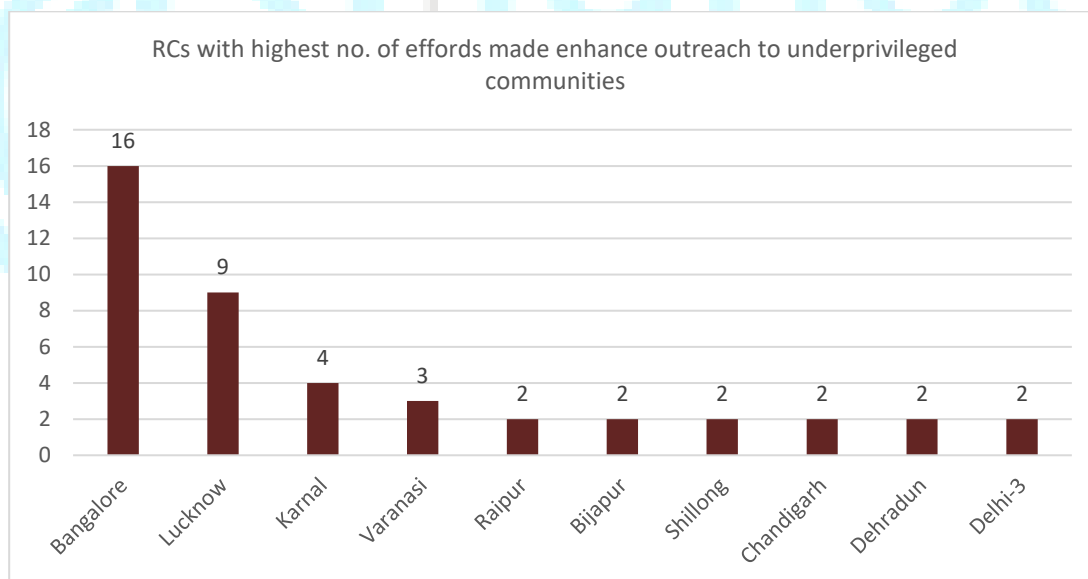
Regional centre-wise **general and specific publicity and promotional derives** carried out in online mode as well as face to face have been given in Table 15. Summary of total number such activities has been given in Table 1.

**Table 1** Summary of promotional and publicity activity (Online and offline)

S. No.	Particulars	Number	% of total
--------	-------------	--------	------------

1	Number of general publicity initiative/activities to enhance outreach - Face to face mode	82	12.2
2	Number of general publicity initiative/activities to enhance outreach - ONLINE mode	524	77.98
3	Number of programme specific publicities - Face to face mode	27	4.02
4	Number of programme specific publicities - ONLINE mode	39	5.8
	Total	672	100

The efforts to enhance **outreach to underprivileged communities like PH, SC/ST, women**, etc. are another component in this area. This item has been included separately in the MMR format from April 2024. Summary of such activities is given in Table 2. A total **50** such activities were carried out by the RCs. **Error! Reference source not found.** depicts the outreach efforts made by the top ten centres. RC wise efforts for reaching out to the disadvantaged communities in online mode as well as face to face have been given in Table 16.



**Figure 2**

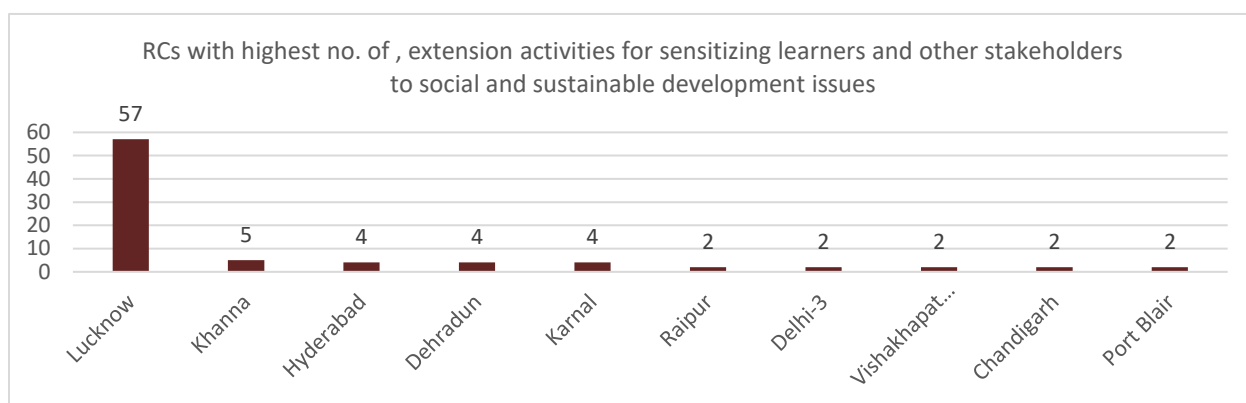
**Table 2** Summary of efforts made by RCs to reach out to the disadvantaged communities

S. No.	Particulars	Numbers	% of total
1.	Efforts for reaching out to the persons who do not have access to higher education (Disadvantaged communities eg..PH, SC/ST, Women etc.) - Face to face mode	34	68.00



2.	Efforts for reaching out to the persons who do not have access to higher education (Disadvantaged communities eg..PH, SC/ST, Women etc.) - ONLINE mode	16	32.00
	Total	50	100.00

In addition, extension activities for sensitizing learners and other stakeholders to social and sustainable development issues leading to an inclusive society, as well as extension and outreach programs carried out by the regional centres in collaboration both in online and face-to-face modes, were also considered in the MMR for April 2024. A total **89** such activities were reported by the RCs (**Table 3**). RC wise number of activities has been given in **Table 17**. **Error! Reference source not found.** depicts the list of top ten regional centres organised extension activities higher side.



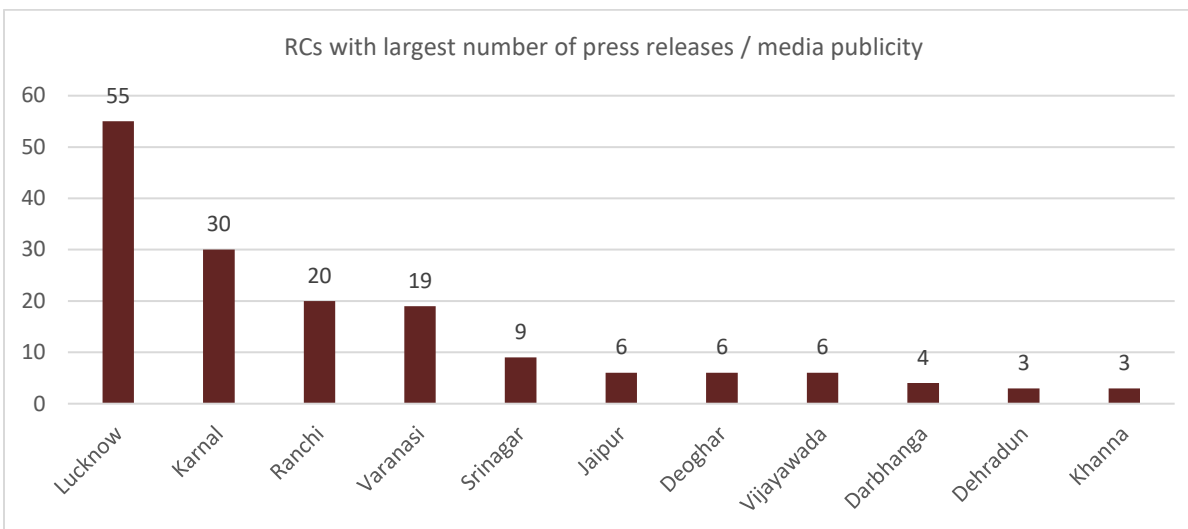
**Figure 3**

**Table 3 Summary of extension activity for sensitizing and collaborative activity by regional centres.**

S. No.	Particulars	Numbers	% of total
1.	Extension activities for sensitizing learners and other stakeholders to social and sustainable development issues leading to inclusive society - Face to face mode	28	31.46
2.	Extension activities for sensitizing learners and other stakeholders to social and sustainable development issues leading to inclusive society - ONLINE mode	21	23.6
3.	Collaborative extension and outreach Programs (If any)	40	44.94
	Total	89	100

### Press Releases Issued

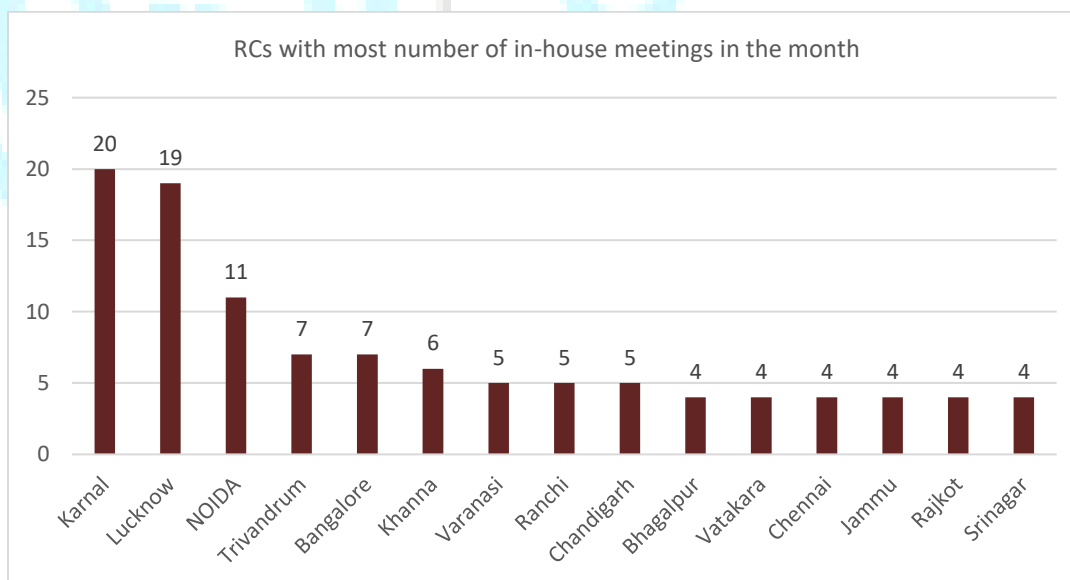
Regional Centres issue **press releases** to publicize the activities of IGNOU in local Newspapers. List of top ten Regional Centres are given in **Error! Reference source not found..** A total of **176** press releases/media coverages were reported during April 2024 across the Regional Centres (Table 18).



**Figure 4**

### **Meetings, Trainings & Orientation Programme at Regional Centre**

In order to deliberate on various activities at the regional centres, all regional centres had **160** official in-house meetings during April 2024 (Table 19). Regional Centres having highest number of in-house meetings are given in Figure 5.



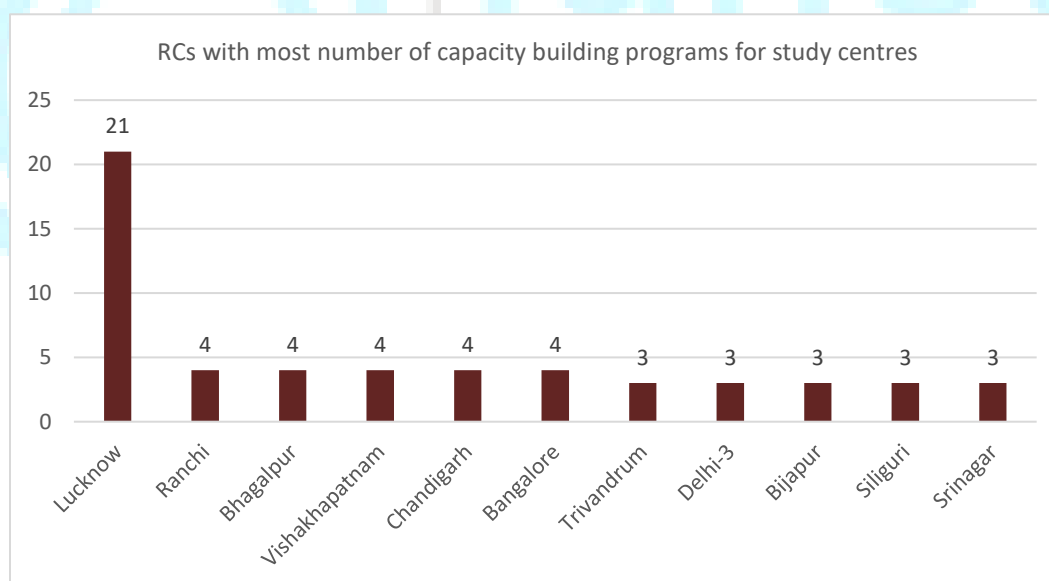
**Figure 5**

**Capacity building and the orientation** of part-time functionaries appointed in the learner support centres (LSC) are some of the key activities of regional centres. During the month of April 2024, a total of 77 such activities were undertaken across the regional centres (Table 21). This category involves meetings and orientation of coordinators and PICs of study centres, training of other part-time functionaries, orientation of academic counsellors and a new item which has been included

in the MMR from April 2024 is the training programme organized by regional centres for handling of Learning Management System (LMS). The training on LMS were organised by regional centres *Lucknow, Raipur, Ranchi, Siliguri, Srinagar, Trivandrum, Vishakhapatnam*. List of the regional centres who organised the highest number of such activities is given in **Error! Reference source not found.**

**Table 4** Summary of Capacity building and training programme organised by RCs

S. No.	Particulars	Numbers	% of Total
1	Number of Coordinators Meetings organized by RC	25	32.47
2	Number of orientation Programmer for academic counselors (ACs) organized by RC	23	29.87
3	Number of orientation Programme for study centers functionaries organized by RC	18	23.38
4	Training programme organized for handling of Learning Management System (LMS) for academic counselors, Students and RC functionaries.	11	14.29
	Total	77	100



**Figure 6**

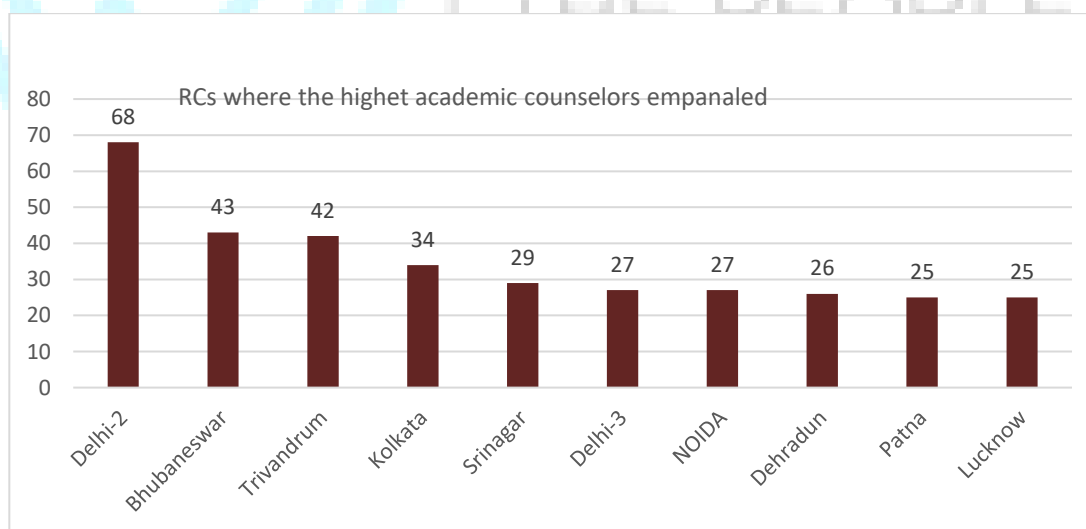
### **Strengthening/Establishing LSCs and Exam centres**

The items, which have been undertaken in this section, are - Number of new study centres notified/opened, New Programmes activated at existing LSCs, Number of new academic counsellors empanelled, Number of entrance exam centres and term end exam centres established (If the activity was done) in the month for which the report has been submitted. Summary of the activities has been given in Table 5.

**Table 5** Summary of strengthening of LSCs related activities

S. No.	Particulars	Numbers	% of total
1.	Number of new study centers notified/opened	1	0.11
2.	Number of new programmes activated at existing study centers	12	1.29
3.	Number of new academic counselors empaneled in the reporting month	608	65.59
4.	Number of exam centers established for online examinations and ODL exams in the region (Please submit this information only if the activity was done in the month for which you are reporting.)	299	32.25
5.	Number of Exam centers for Entrance test established in the region (Please submit this information only if the activity was done in the month for which you are reporting.)	7	0.76
	<b>Total</b>	<b>927</b>	<b>100</b>

RC wise information related to above activities has been given in Table 22. During the reporting period, a total of **608** academic counsellors were appointed across the regional centres. A list of the top ten regional centres under this category has been given in **Error! Reference source not found.**



**Figure 7**

Regional centres establish **exam centres** in their respective regions for holding term end exams or conduct of entrance exam for various academic programme. The activity related to exams has been reported during the month.

## Regional Centres and Learners Support Centres Activities

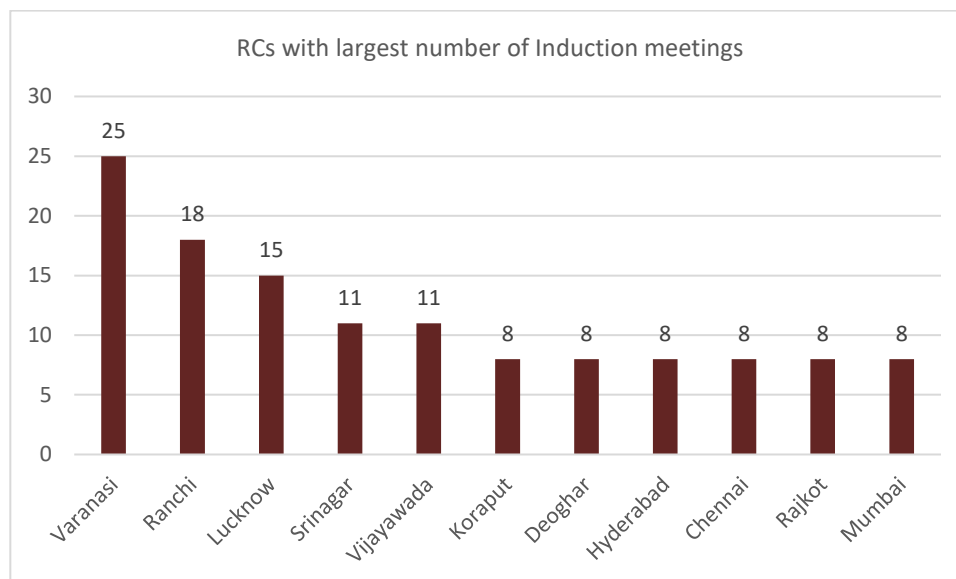
**Induction meeting (IM)** is an important event in IGNOU which is held at the Learner Support Centres (LSC) for newly enrolled students. The goal of this meeting is to familiarize newly admitted students with the open and distance learning system and the way it functions.

During the Corona pandemic, the Learner Support Centres organized this activity virtually. Face to face and physical activities have been restored to normalcy in the institutions and colleges. Accordingly, some of the LSCs also conducted the IM in face-to-face mode. In addition, induction meetings were also organized separately for the students who had enrolled in an online academic programme. Regional centre-wise details of IM have been given in Table 23.

A total **252** induction meetings (IM) were organised during the April 2024 (Table 6), whereas total **80** inductions meetings were organized in face to face for ODL Programme. A total of **112** IMs were organized for students of the ODL program in Online mode during April 2024. The university offers academic programme in two different modes – Online mode and Offline (ODL) mode. Hence, the regional centres were also asked to provide data for the IM organised for the students enrolled in online programme. The regional centres were organised **60** induction meetings for online academic programme. List of top regional centres who have organised the largest number of IM for the students has been given in

Table 6 Summary of IM organised meetings for online and ODL programme

S. No.	Particulars	Total	% of total
1.	Number of inductions meetings organized for ODL Prog - Face to face mode	80	31.75
2.	Number of inductions meetings organized for students of ODL Prog - ONLINE mode	112	44.44
3.	Number of inductions meetings organized for the students of ONLINE Programme.	60	23.81
	Total	252	100



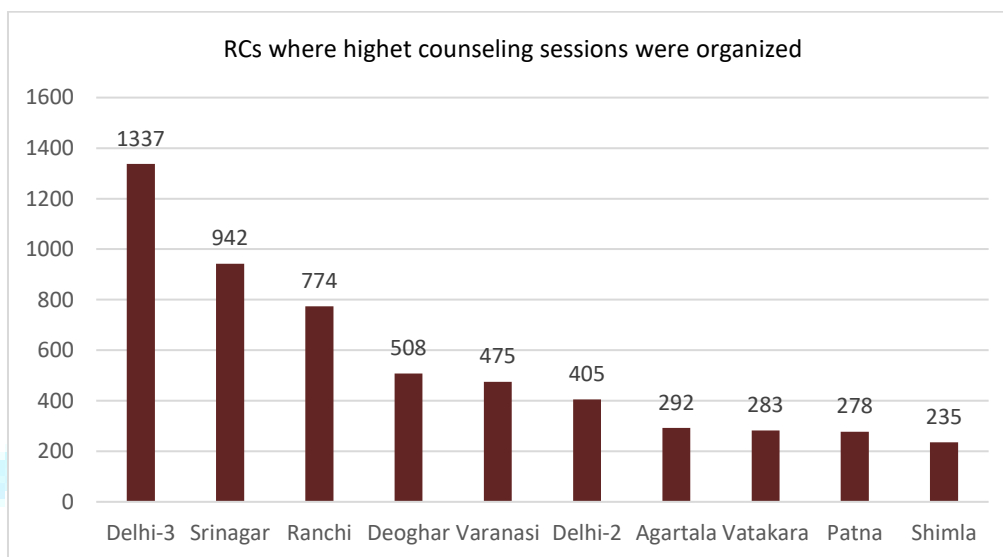
**Figure 8**

**Academic Counselling sessions** - The number of academic counselling sessions organised for theory courses for the Open and Distance Learning (ODL) programme in online and face-to-face modes; number of academic counselling sessions organised for practical courses for the ODL program; and the number of academic counselling sessions organised for the online programme are the items that have been taken into consideration separately. As far as the number of academic counselling sessions is concerned, a total **8108** such sessions were organised across the regional centres in the month of April 2024. Item-wise summary of academic counselling sessions held across the country has been given in Table 7. RC wise details of academic counselling sessions were organised for ODL Prog (Online and f2f mode), Practical courses for ODL Prog and academic counselling for Online programme have been given in Table 24. A list of the top regional centres where the maximum number of academic counselling sessions were organized for the ODL program, online program, and for practical courses is given in **Error! Reference source not found.**

**Table 7** Summary of academic counselling sessions organised by RCs

S. No.	Particulars	Total no. of sessions	% of total
1	Number of academic counseling sessions for theory courses organized by study centers for ODL Prog -Face to face mode	2701	33.31
2	Number of academic counseling sessions for theory courses organized by study centers for ODL Prog - ONLINE mode	2169	26.75

3	Number of academic counseling sessions for practical courses organized by study centers for ODL Prog	2823	34.82
4	Number of academic counseling sessions organized for ONLINE Programme	415	5.12
	Total	8108	100

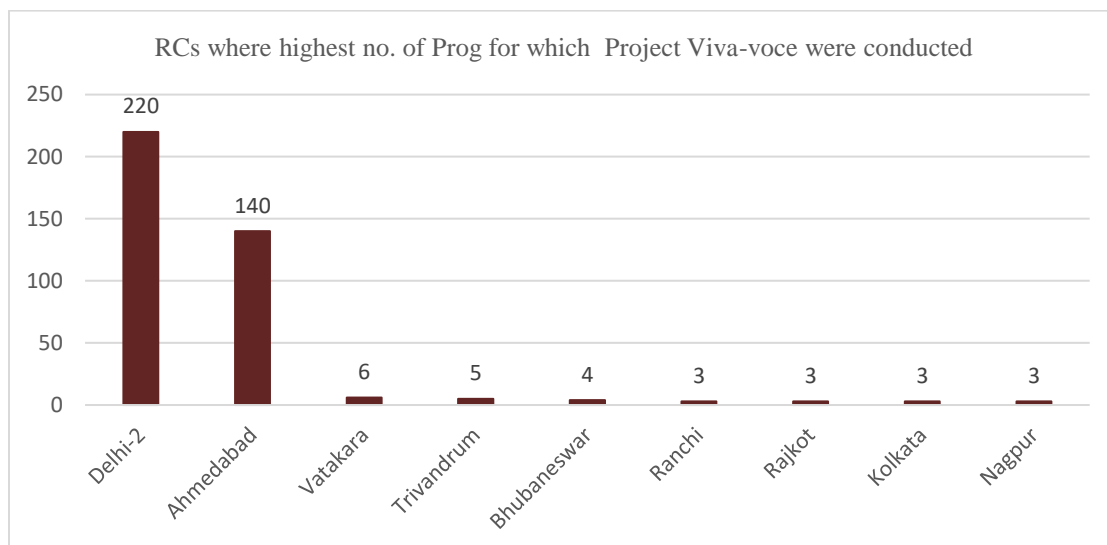


**Figure 9**

**Project Viva-voce** - During the reporting month, regional centres organised viva – voce for the students of 87 different academic programmes by all regional centres (Table 8). RC wise status of conduct of Project Viva-voce has been given in Table 25.

**Table 8** Summary of Project Viva-voce organised by RCs.

S. No.	Particulars	Total	% of total
1.	Number of ODL Programme for which Project viva – voce held at RC - Face to face mode & ONLINE mode	372	92.08
2.	Number of ONLINE Programme for which Project viva – voce held	32	7.92
	Total	404	100



**Figure 10**

**Assignments** - The status of evaluation assignments is another item that has been assessed under - number of assignments received by RCs/LSCs, and number of assignment awards transmitted to Hqrs for the ODL programme and online programme during the reporting month. Regional centres have provided information related to assignments received by RCs/LSCs for ODL programme in both offline and online mode separately. Separate data was collected for awards sent by regional centres to the SED as well as assignments received at RCs/LSCs. A separate section has been also created in the MMR format to obtain the status of assignments for the Online Programme. Regional centre-wise status of assignments received and awards transmitted, has been provided in the Table 26. Figure 11 shows the list of top regional centres in terms of handling assignments during the month. Summary of status of assignment received and awards transmitted has been given in Table 9.



Table 9 Summary of assignment evaluation and awards transmission

S. No.	Particulars	Total	% of total
1.	Number of Assignments received by RCs/LSCs in OFFLINE mode (Please give total figure of the region)	1289671	64.56
2.	Number of Assignments received by RCs/LSCs in ONLINE mode (Please give total figure of the region)	185462	9.28
3.	No. of Assignments awards transmitted to Hqrs during reporting month	507587	25.41
4.	Number of Assignments submitted by students of ONLINE Programme	11213	0.56
5.	Number of Assignments awards transmitted to Hqrs during reporting month (Online Programme)	3738	0.19
	Total	1997671	100

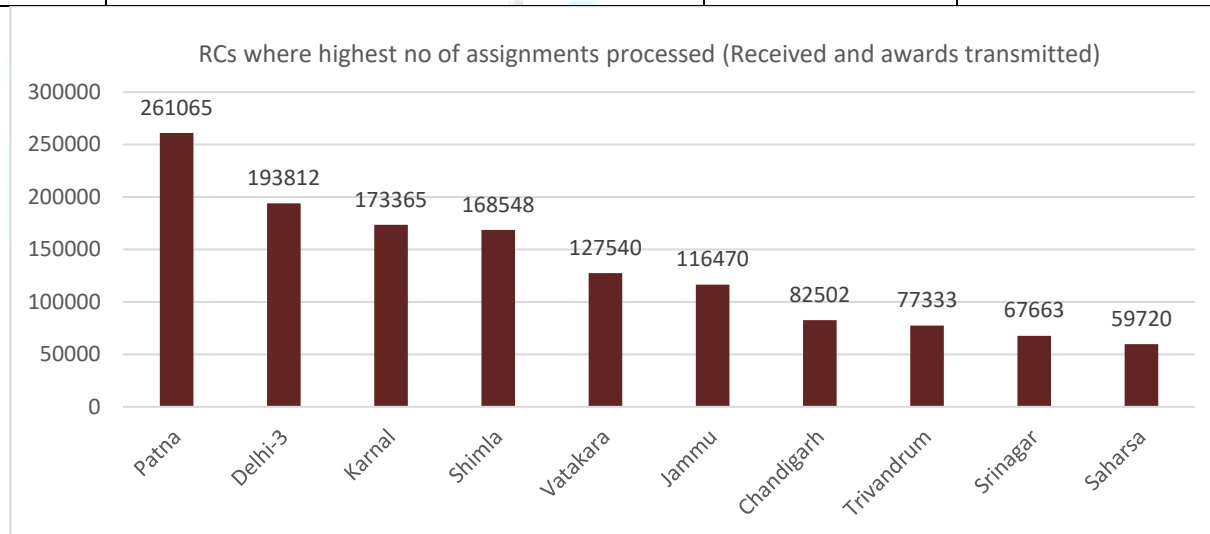


Figure 11

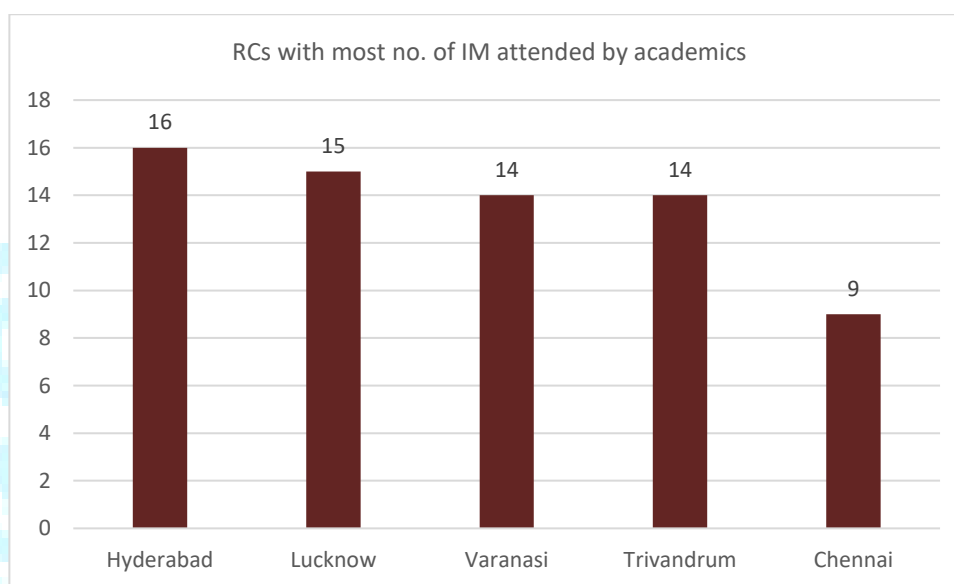
### Monitoring of Study Centres Activities

*Monitoring Activities by RCs* - Monitoring of functioning of Study Centres is one of the important activities of Regional Centres. Monitoring of academic counselling sessions is an important component of this category. The participation of RCs in the induction meeting (IM) is very important part, as academics from the RCs address the new learners during the **induction meeting**. In the reporting month a total **200** IM were addressed and attended by the academics of the regional centres. Top regional centres where the highest number of academics were attended IM have been given in Figure 12. Regional centres-wise status of induction meetings attended, academic counselling sessions visited, visit of exam and entrance exam centres has been provided in Table

27. Data of monitoring of academic activities of the study centres has been summarised in Table 10 and Table 11.

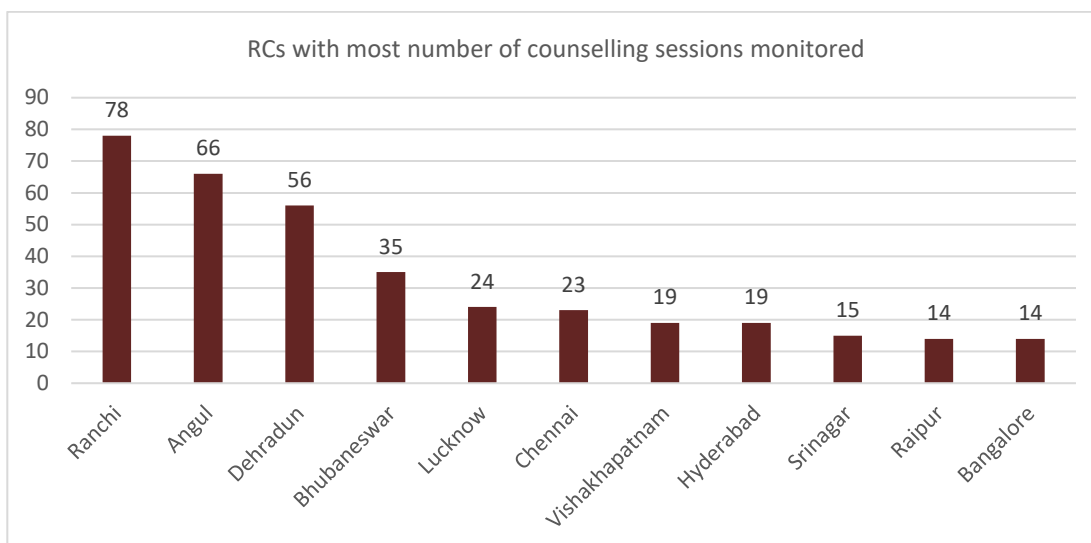
**Table 10** Summary of monitoring activity (Induction Meetings)

S. No.	Particulars	Numbers	% of total
1.	Number of Induction Meeting(s) attended by officials of RC (ONLINE mode)	125	62.50
2.	Number of Induction Meeting(s) attended by officials of RC (Face to face mode)	75	37.50
	Total	200	100.00



**Figure 12**

In the month of April 2024, out of the total of 8108 academic counselling sessions were organised (Table 7), 459 academic counselling sessions were monitored by the academics of the regional centres, constitutes 5.66% of the total academic counselling sessions (8199) organised (Table 7). Top Regional Centres where the largest number of academic counselling sessions were monitored have been given in Figure 13. Regional centres wise number of sessions monitored has been given in the Table 28.

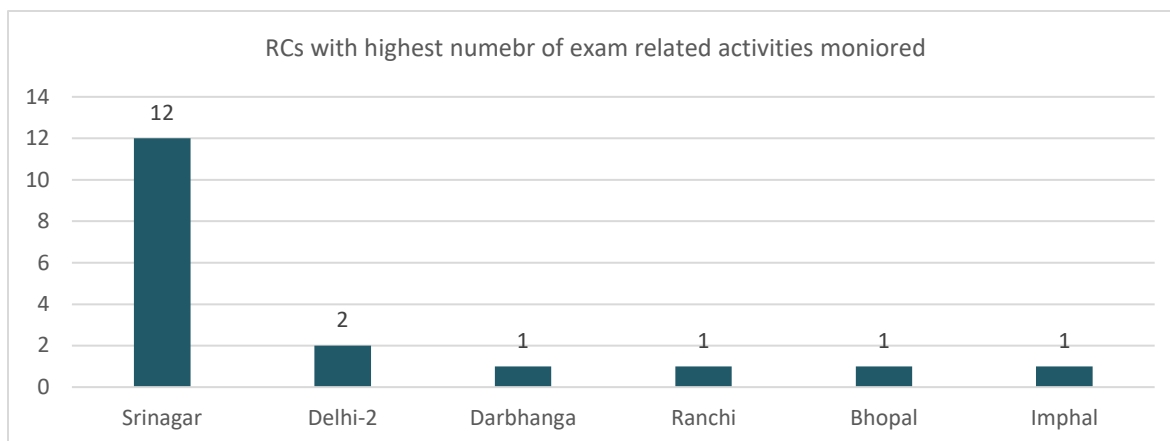


**Figure 13**

When activity occurs in their respective regions, officials from the regional centres actively participate in visit/monitoring term-end exams (both theory and practical) and entrance examination-related activities. During the period of report, a total 18 such exam centres related activities including TEPE centres, were carried out by the officials of RCs (Table 11). RC Wise number of exam activities have been given in the Table 29.

Table 11 Summary of monitoring activity (Exam related activities) \*

S. No.	Particulars	Numbers	% of total
1	Number of TEE centers visited/monitored by RC (Please submit this information only if the activity was done in the month for which you are reporting.)	2	11.11
2	Number of TEEP centers visited/monitored by RC (Please submit this information only if the activity was done in the month for which you are reporting.)	15	83.33
3	Number of entrance exam centers visited/monitored by RC (Please submit this information only if the activity was done in the month for which you are reporting.)	1	5.56
	Total	18	100



**Figure 14**

### Student Support Services

Resolving students queries by regional centres (Table 30 and Table 31), use of SMS to communicate with the students (Table 32) and holding grievance redressal camps/sessions to interact with the student (Table 33) are the parameters which have been analysed in this part of the report. Summary of such activities carried out by the regional centre are given in Table 12.

**Table 12** Summary of student support service-related activities

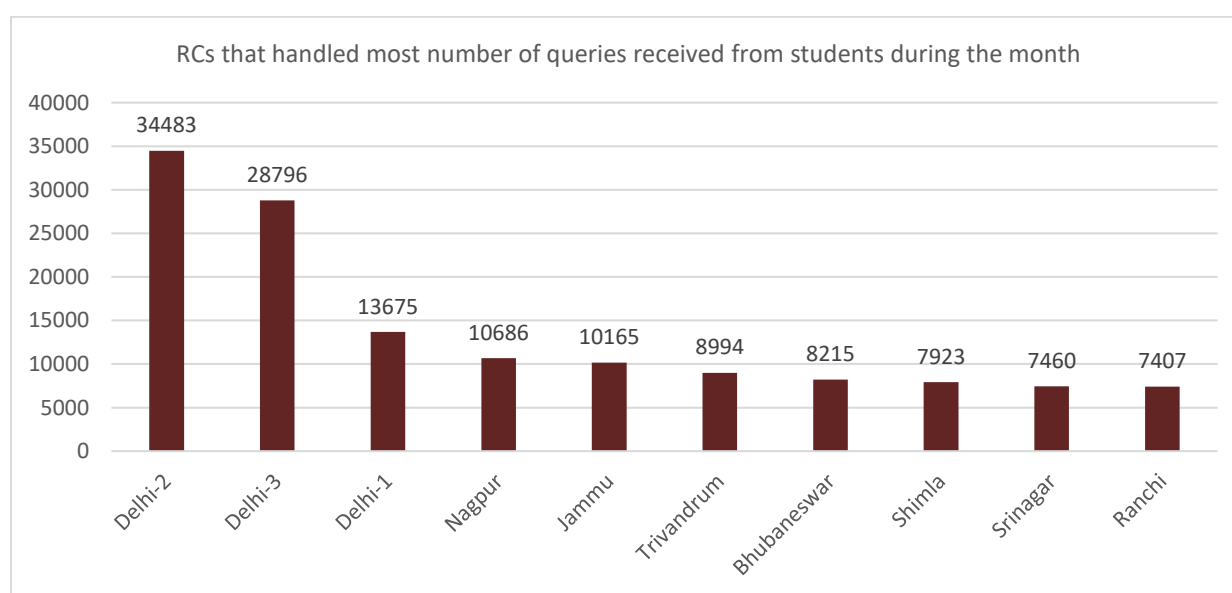
S. No.	Particulars	Numbers	% of total
1.	Total queries	255261	45.13
2.	Total SMS used	310287	54.85
3.	Total grievance	124	0.02
	Total of items	565672	100

**Handling of student queries** and **grievances** are crucial for effective student support services.

All regional centres answer students' issues face-to-face in person as well as via email, telephone, post, Facebook, and other means (Table 30). Table 30 and

Table 31 shows the RC-wise information regarding the handling of the total number of students' queries at each regional centre in the month of April 2024.

Across all Regional centres, a total of 255261 queries were handled/addressed, or responded to. The list of top-ten regional centres that attended the maximum number of students' queries is shown in Figure 15. These ten regional centres handled 45.13% of the total number of queries received at regional centres



**Figure 15**

**Use of SMS** is an important mode of communication for the regional centres. It is used to communicate important messages to the learners urgently. For this purpose, Regional Centres use the bulk SMS facilities. During the month of April 2024, a total of 310287 SMS was sent to the students to communicate various types of information to the learners. **Error! Reference source not found.** shows the list the regional centres that have used the SMS service the most frequently during the month. RC wise use of SMS has been given in the Table 32.

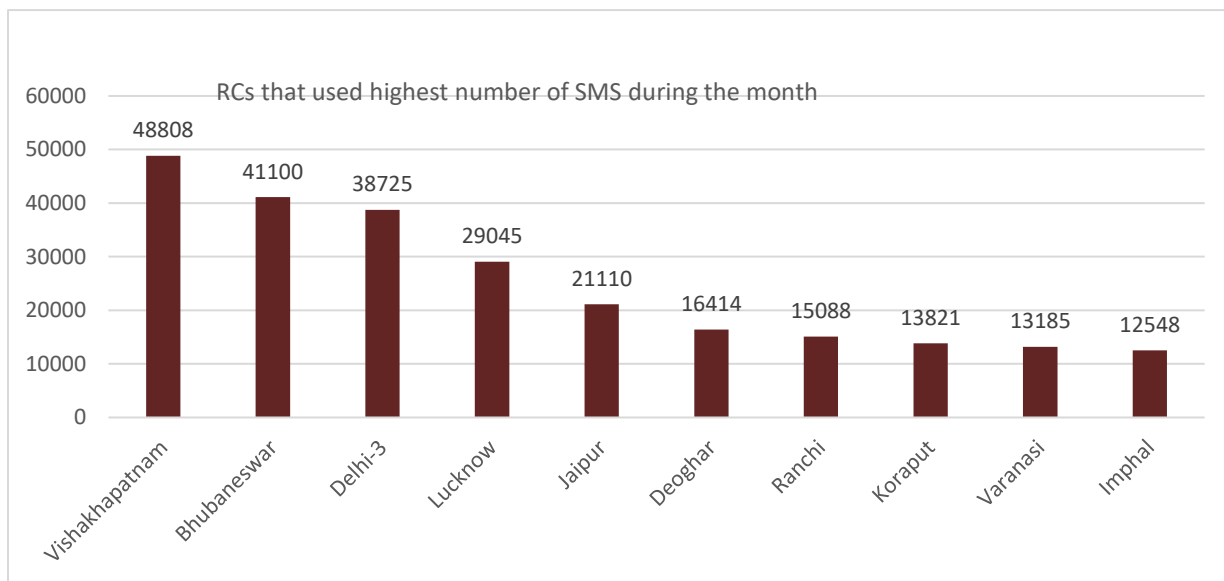


Figure 16



### **Grievance redressal**

Receiving and resolving student grievances is a crucial part of student support services. During the month, regional centres organized online and face to face mode (offline) grievance redressal camps to address students queries and problems related to their studies. In the month of April 2024, all together **124** such camps were held by the regional centres (Table 33). Out of 124, 73 have been organised in face-to-face mode and 51 virtual/online sessions had been hold by the regional centres to resolve students' grievances. The list of top ten regional centres in this category are given in Figure 17.

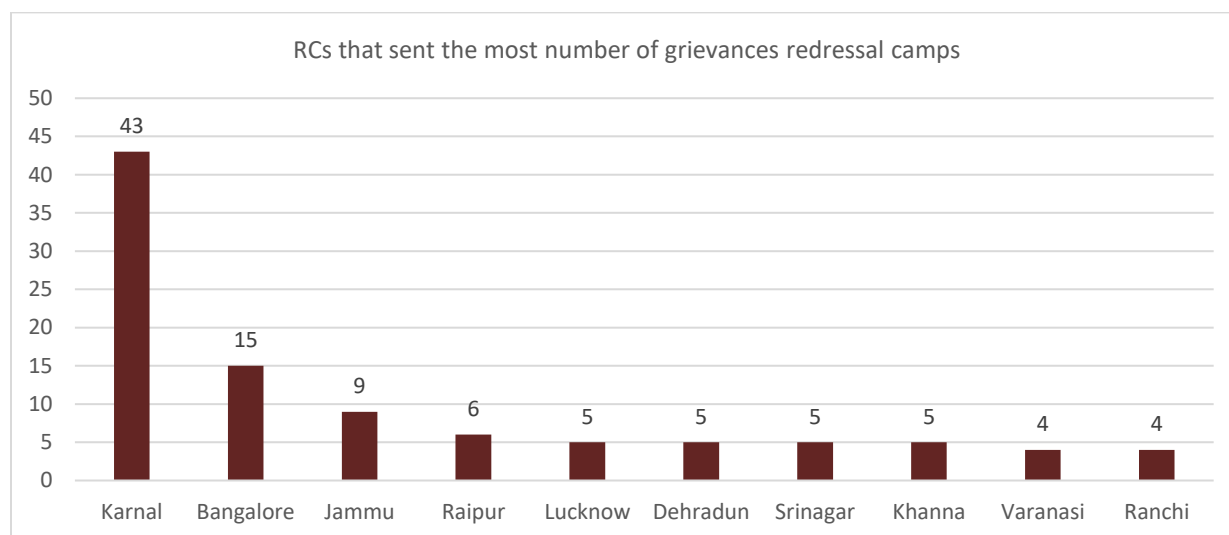
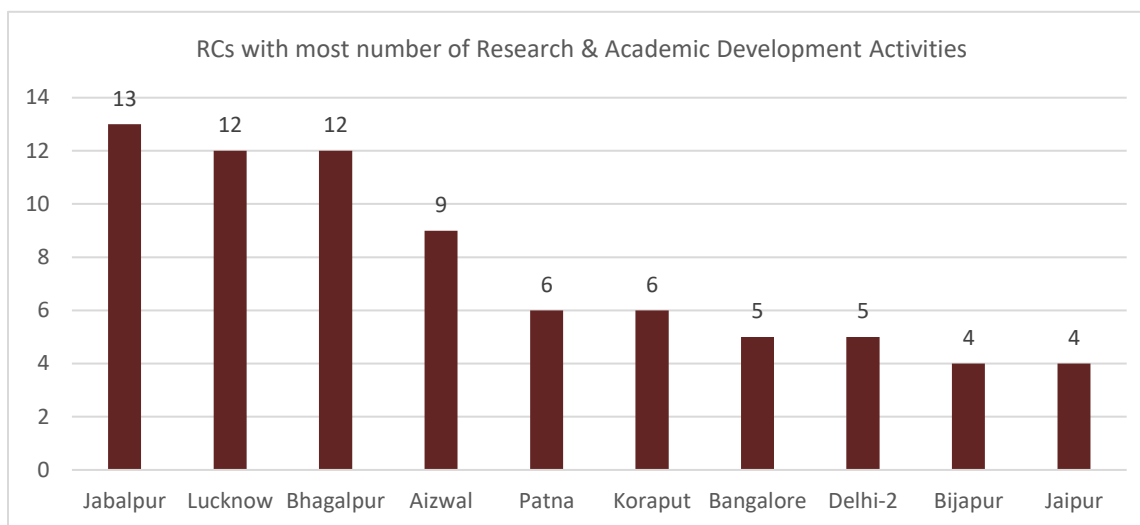


Figure 17

### **Research and Academic Development Activities**

Regional Centre wise Research and Academic Development activities have been given in Table 40. During the month of April 2024, Regional Centres reported a total of **107** different Research and Academic Development activities including Faculty Development Programme, Webinar/Seminar organized/participated, Radio/TV program and so on (Table 34). Indeed, the top ten regional centres (**Error! Reference source not found.**) reported a total 76 such activities accounting for 71.02% of the total during April 2024.



**Figure 18**

### **Expenditure of Regional Centres**

This section of the report deals with the expenses of Regional Centres incurred to meet the functioning of Regional Centres during April 2024. The analysis includes the Regional Centre wise total expenditure as well as item-wise expenditures during April 2024. The data is provided in Table 35 to 46. Item-wise summary of expenses has been given in the Table 13. In April 2024, a total expenditure of Rs. 171202823/- was incurred across the regional centres (Table 13 and Table 35).

**Table 13 Item-wise summary of expenses**

S. No.	Particulars	Amount (In Rs.)	% of total
1	Regular Staff Salary	122513355	71.56
2	Daily Wage payment	8195904	4.79
3	Security	3572610	2.09
4	Building Rent	1938383	1.13
5	Travel and hiring of taxi	156798	0.09
6	Meeting/ workshop/Orientation Programme etc	482328	0.28
7	Printing/Publicity	54044	0.03
8	LSC/PSC/SSC Payments (Salary of Part Time functionaries)	10234000	5.98
9	LSC/PSC/SSC Payments (Counselling, Assignment Evaluation, Practical's etc)	5937127	3.47
10	Other Expenditure	18118274	10.58
	<b>Total expenditures</b>	<b>171202823</b>	<b>100</b>



**Error! Reference source not found.** shows the names of the top-ten regional centres that accounted for about 35.26% of total expenditure incurred across all the regional centres. Some of the RCs with lowest expenses have been given in the **Error! Reference source not found.**

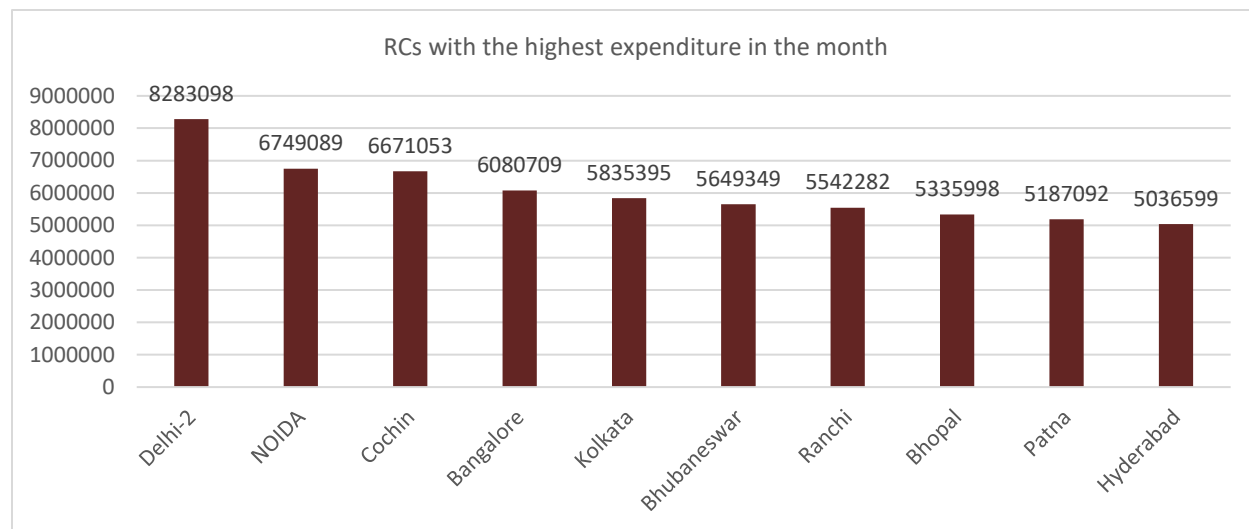


Figure 20

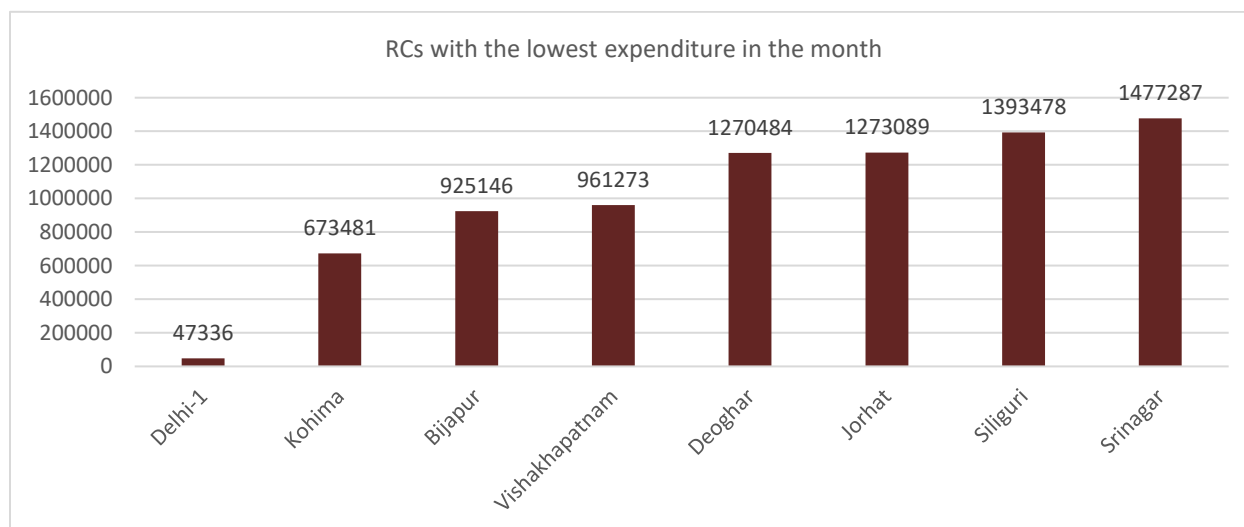
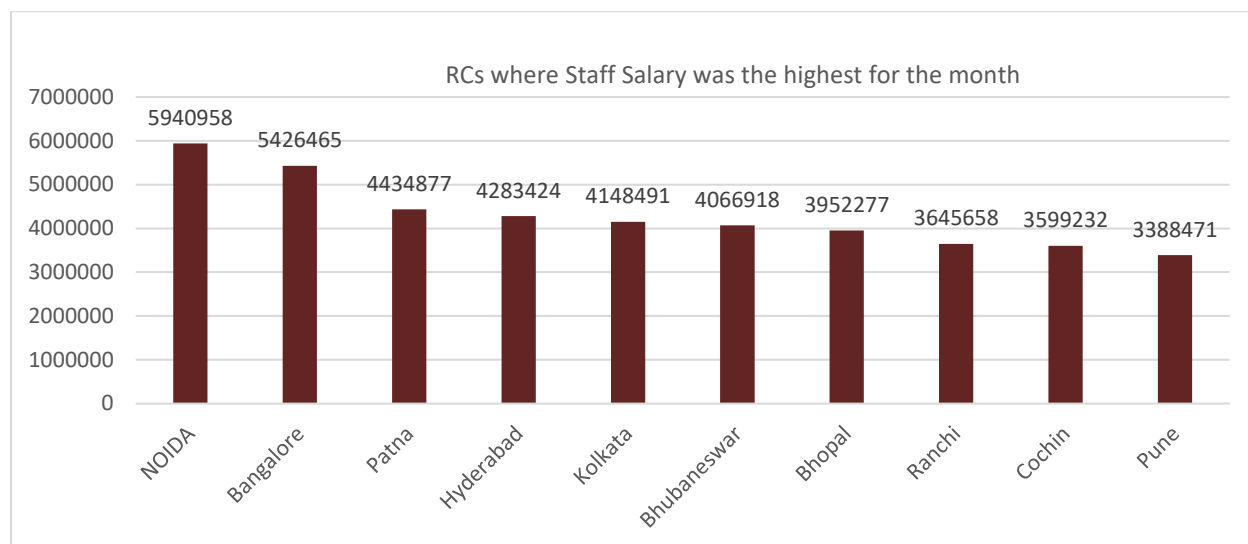


Figure 19

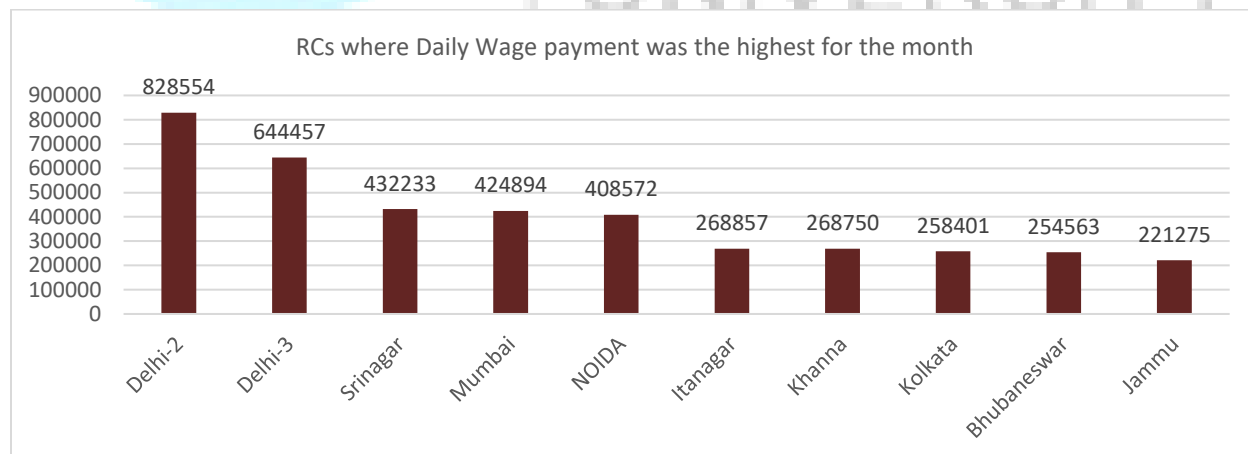
Table 36 shows the expenditure incurred on the payment of **salaries to regular staff** of the regional centres. Percentage of expenditure incurred on the payment of staff salaries at respective regional centres has been given in the corresponding column of the Table 36. Top-ten regional centres that had the highest expenditure for paying staff salaries are given in Figure 21. Across all regional

centres, a total of Rs. 122513355/- was spent for the payment of staff salaries which accounted for 71.56% of total expenditure (Rs. 171202823/-) of the regional centres.



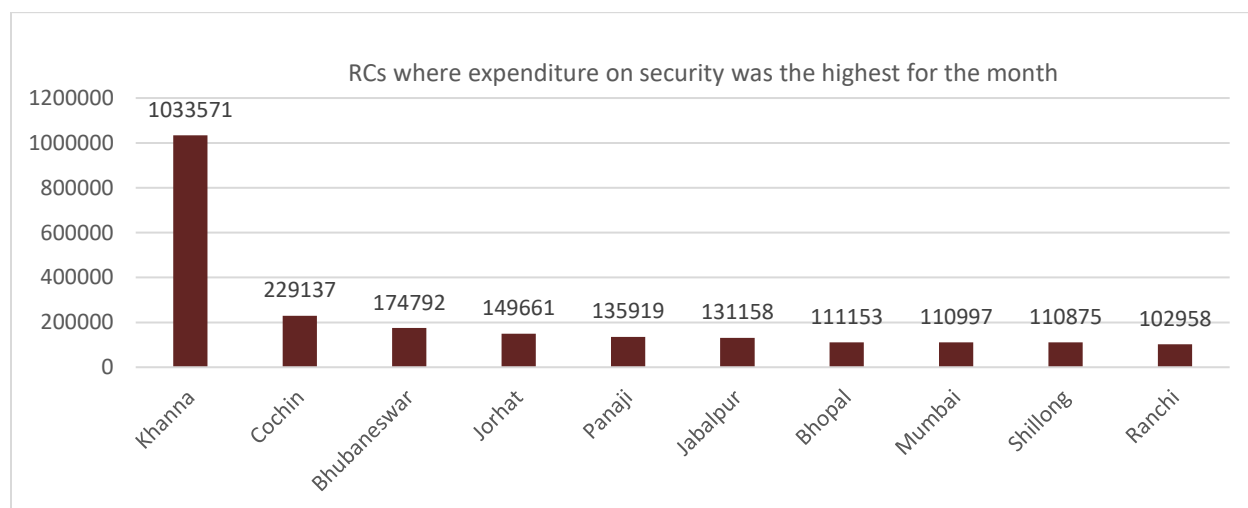
**Figure 21**

Payment towards the salaries of **daily wager** staff working at the Regional Centres is the next item which has been analysed. Regional Centre wise data on the payment of daily wagers' salaries has been given in Table 37. A total of Rs. 8195904/- has been paid towards the salaries of daily wagers across the Regional Centres which was 4.79% of the total expenditure of Rs. 171202823/-. Top-ten regional centres who have spent highest amount under this category are listed in Figure 22. Eight regional centres reported nil expenditure in this category.



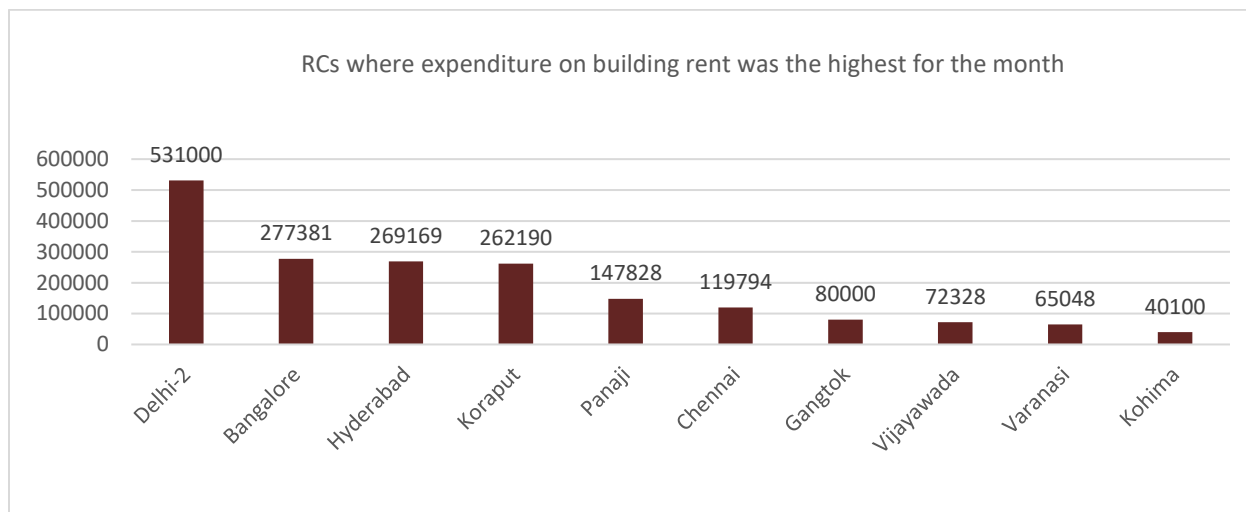
**Figure 22**

Expenditure for the arrangement of **security** is another item of expense at the regional centres. regional centre wise expenditure under this head has been given in Table 38. It shows that a sum of Rs. 3572610/- was spent by all the regional centres, which accounted for 2.09% of total expenditure (Rs. 171202823/-) of all regional centres. Under this category, the top-ten regional centres who spent the highest amount of their total expenditure on security arrangements have been given in **Error! Reference source not found..** There were 27 regional centres that reported nil expenses for security arrangements (Table 38)



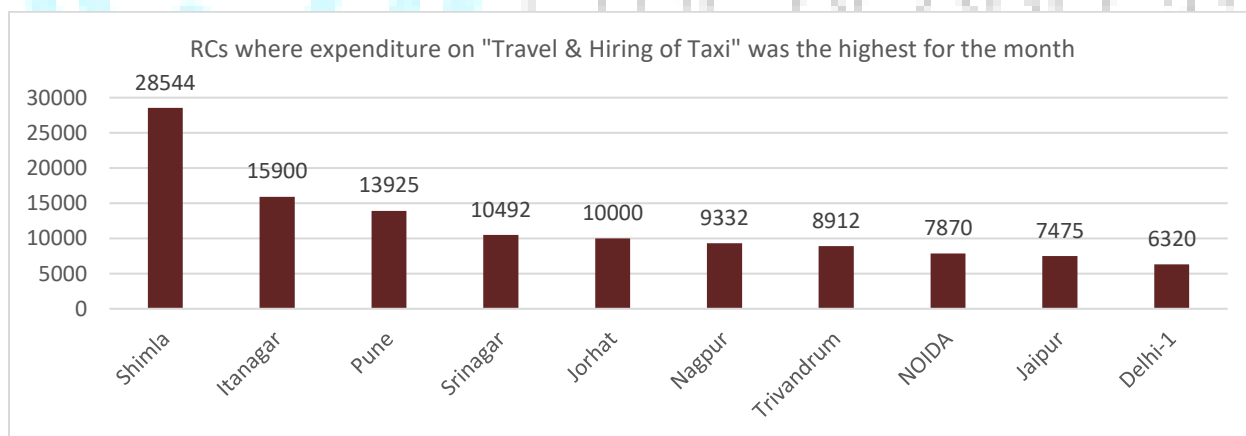
**Figure 23**

There are Regional Centres which are operational in **rented buildings**. Regional Centre wise expenses towards the rent of hiring buildings are given in Table 39. Analysis of data indicates that a sum of Rs. 1938383/- was spent for paying the rent of buildings by the regional centres, which accounted for 1.13% of total expenditure (Rs. 171202823/-) on regional centres functioning. There are 44 regional centres who reported nil expenditure in this category. Top-ten regional centres who spent the highest amount on building rent are listed in Figure 24.



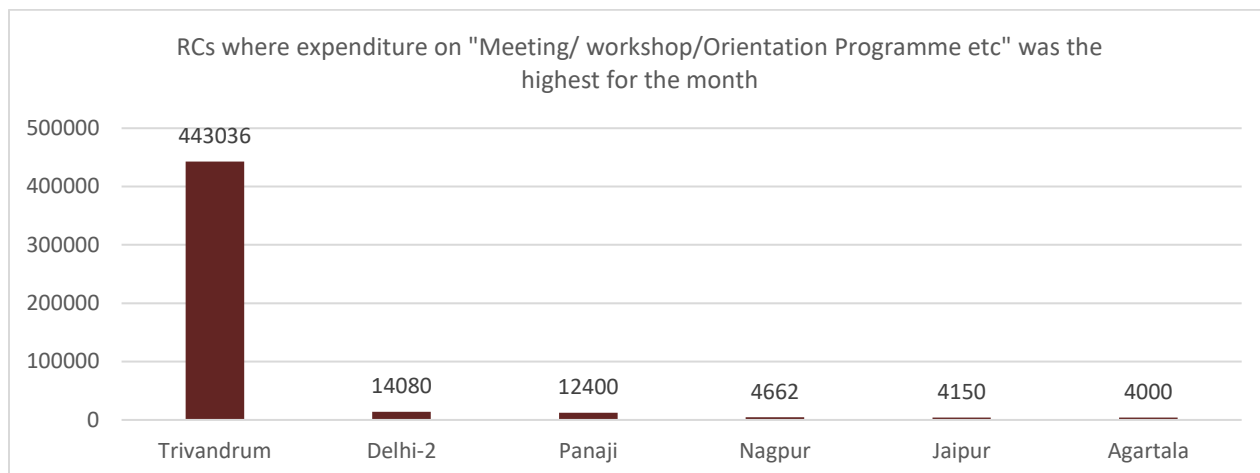
**Figure 24**

Expenses on **tours and travel**, and hiring taxis are other items of expenditures of regional centres. In this regard, regional centre wise expenditure incurred during April 2024 is given in Table 40. It shows that Rs. 156798/- was spent to meet the expenses of tours and travels at all the regional centres, which was mere 0.09% of the total expenditure of Rs.171202823/- wherein 35 regional centres reported nil expenditure for this item. Figure 25 shows the regional centres with the highest expenditure towards "Travel & Hiring of Taxi".



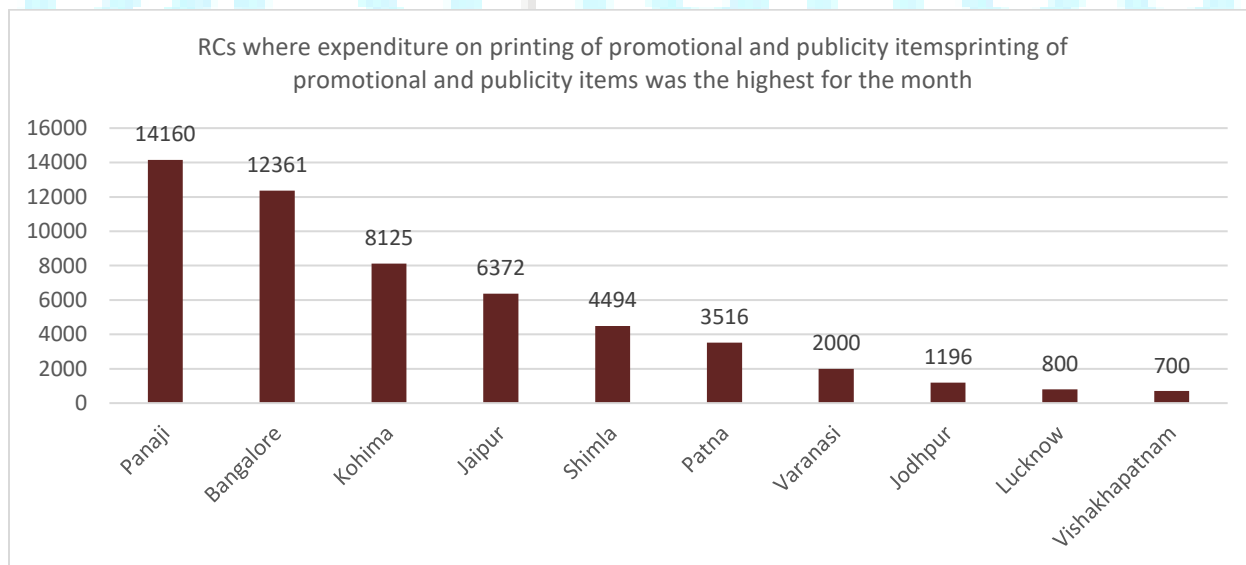
**Figure 25**

Next item of analysis is expenditure on **meetings, workshops, and orientation** programs. Regional Centre wise detailed analysis has been given in Table 41. A total of Rs 482328/- was spent at all the regional centres which was only 0.28% of total expenditure of Rs. 171202823/-. Top regional centres reported expenses under this category are given in Figure 26. Fifty one regional centres were made nil expenditure under this category.



**Figure 26**

Another item of analysis is expenses on **printing of promotional and publicity items** which has been given in Table 42. In this item, all the regional centres spent Rs. 54044/- which is 0.03% of the total of Rs. 171202823/-. No expenses were made by forty-six regional centres for this item. Top-ten regional centres who spent the highest for this item have been given in Figure 27.



**Figure 27**

Miscellaneous expenditures of Regional Centres have been categorized as **Other Expenditure**. Regional Centre wise expenditure under this category have been given in Table 43. It accounted for Rs. 18118274/- across all the regional centres, which was 30.23% of the total expenditure of Rs. 171202823/-. The regional centres whose expenses were highest under this item have been given in **Error! Reference source not found.**

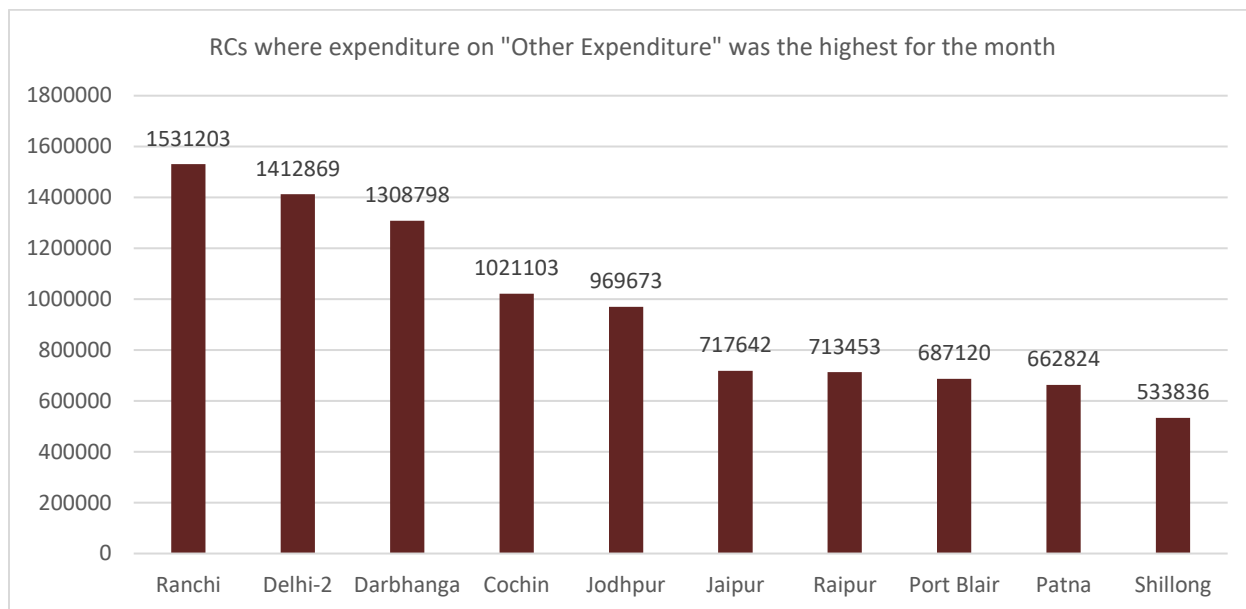
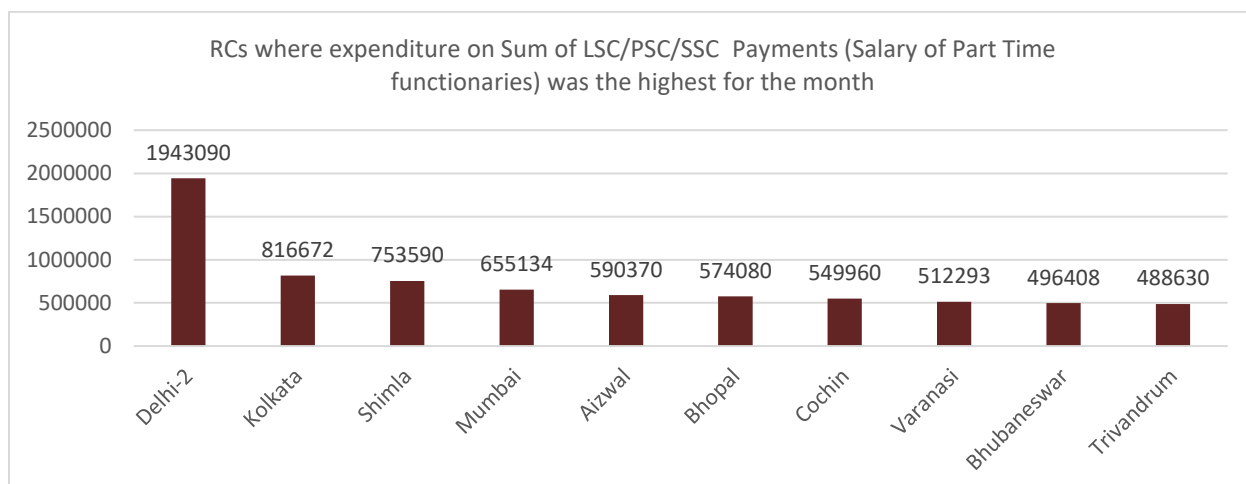


Figure 28

### Expenditures for Functioning of Learner Support Centres

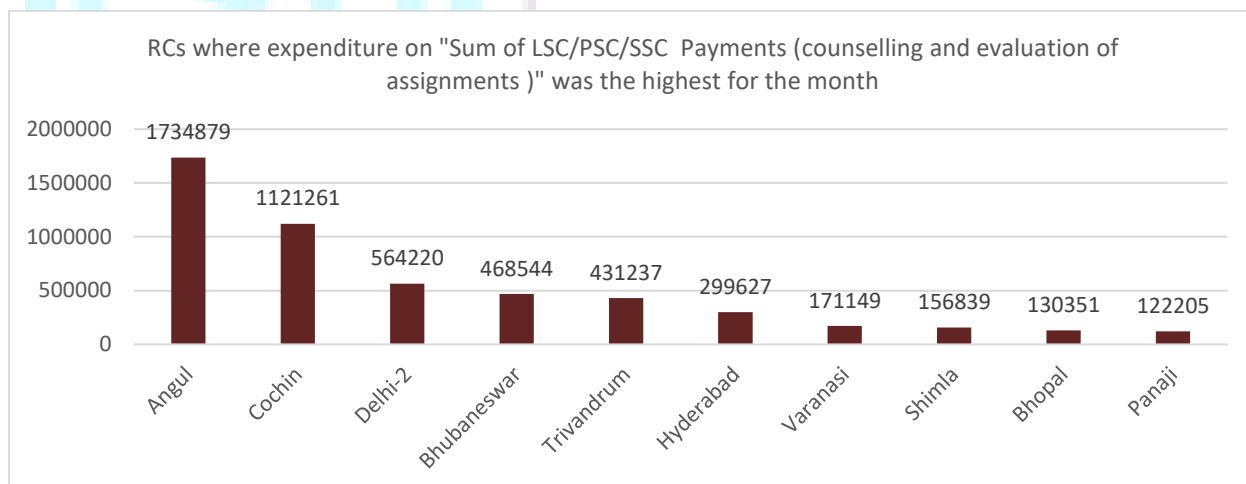
Expenses on the operations and functions of the Learners Support Centres are an important component of the university's expense. The expenses are made for salaries of part time functionaries (PTFs) of study centres as well as payments for academic counselling sessions, evaluation, and other administrative activities. Expenditures incurred for these activities are given in table 44 to 46.

As far as salaries of part-time functionaries of study centres is concerned, a sum of Rs. 10234000/- was spent by all the regional centres during April 2024 which accounted for 5.98% of total expenditure of Rs. 171202823/- incurred across the regional centres (Table 44). Top-ten regional centres who incurred maximum expenses towards payment of salaries for the Part Time Functionaries have been given in. Thirty-four regional centres made nil payment on salaries of part-time functionaries of study centres during April 2024.



**Figure 29**

Regional Centre wise payments made for counselling and evaluation of assignments are given in Table 45. The regional centres spent Rs. 5937127/- on payment of academic counsellors and for assignments evaluation, which accounted for 3.47% of the total expenditures of Rs. 171202823/. Figure 30 illustrates the top-ten regional centres who spent the highest amount for counselling and evaluation of assignments during April 2024. No expenditure was reported by the twenty-six regional centres for this activity in April 2024.



**Figure 30**

Regional Centre wise **sum of the expenditure incurred for the study centres' functioning** (including staff salaries and Counselling and evaluation) has been given in Table 46. The table indicates that Rs 16171127/- was spent across all the regional centres to meet the operational expenditures of the study centres, which accounted for 9.45% of the total expenditure of Rs.

171202823/-. Top-ten regional centres that had the highest expense towards functioning of study centres have been given in **Error! Reference source not found.**

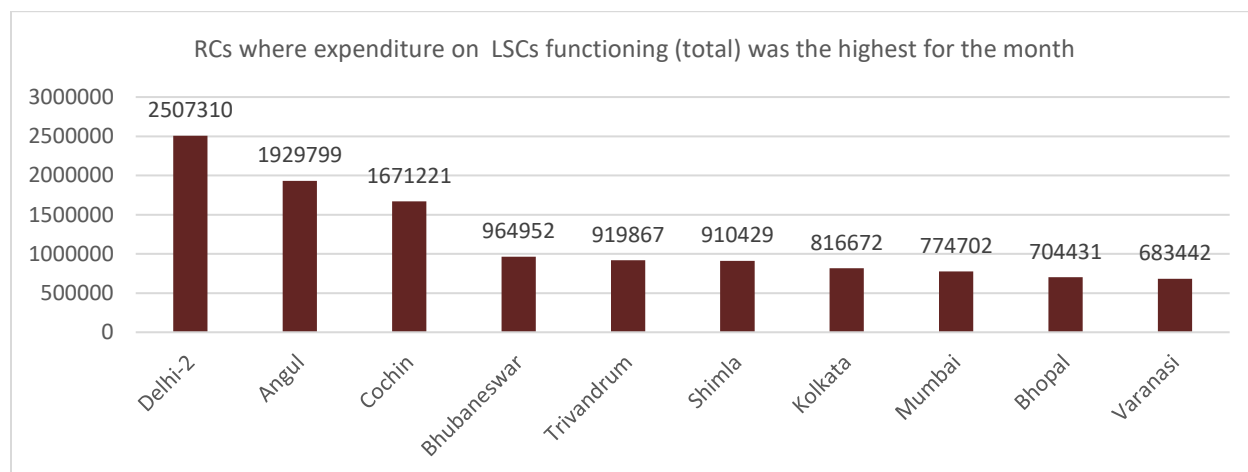


Figure 31

### Staff strength at the Regional Centres

In this section, the number of staff posted at the regional centres has been described. Category wise staff strength of all Regional Centres has been given in Table 47. A total of 1115 staff were posted across the regional centres comprising of 169 academic staff, 366 non-academic staff and the rest included daily wage staff and security staff. Top-ten regional centres with largest number of staff have been shown in Figure 32. Regional centres functioning with minimum number of staff members are given in the Figure 33.

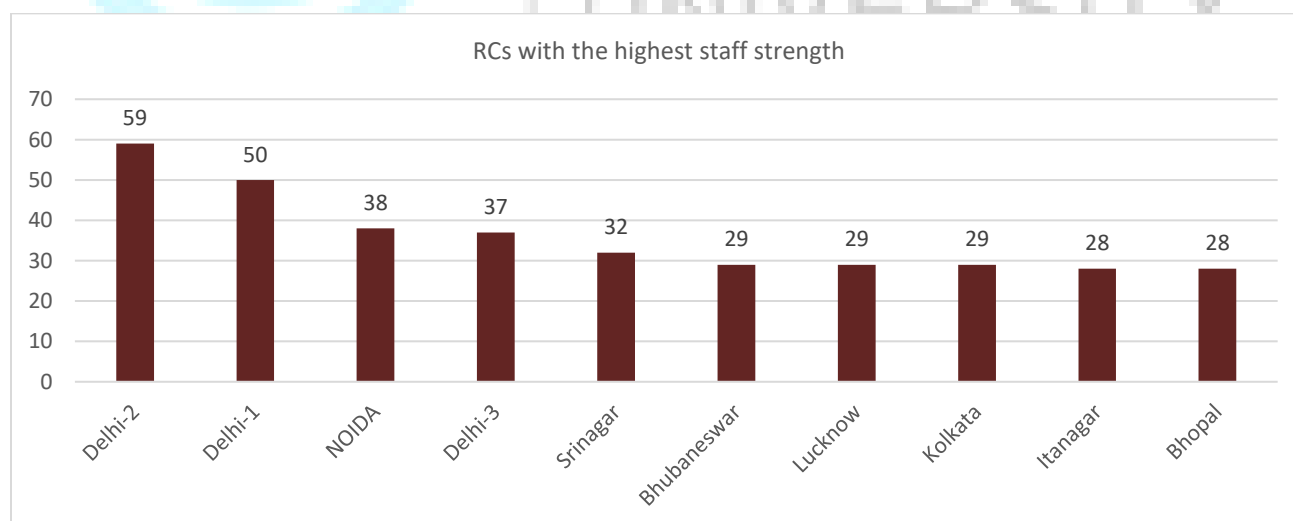
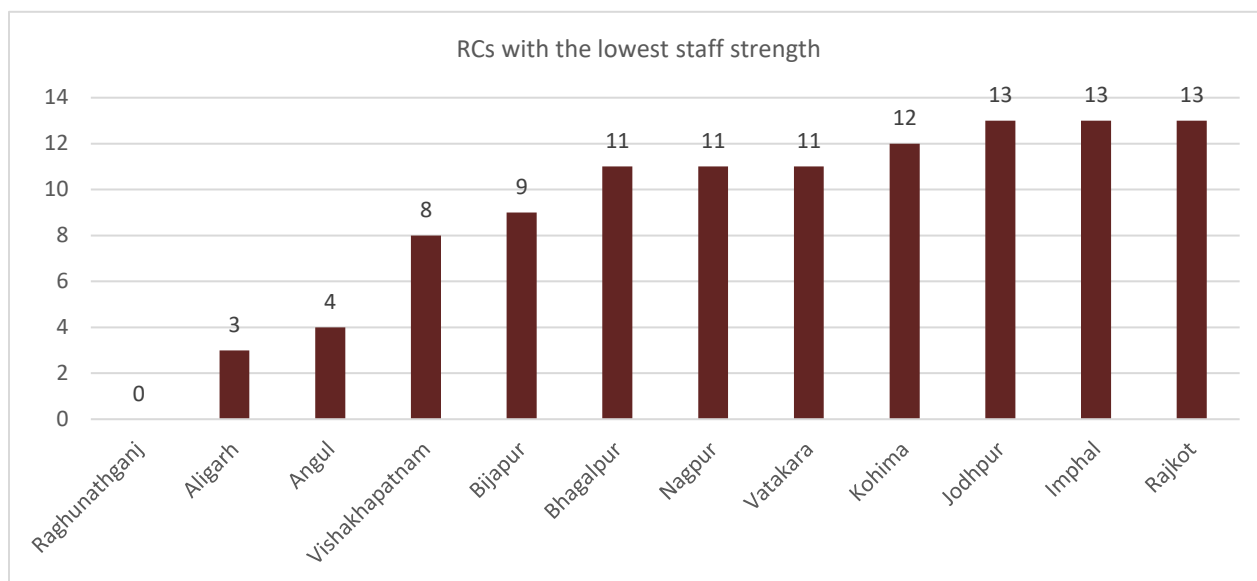


Figure 32



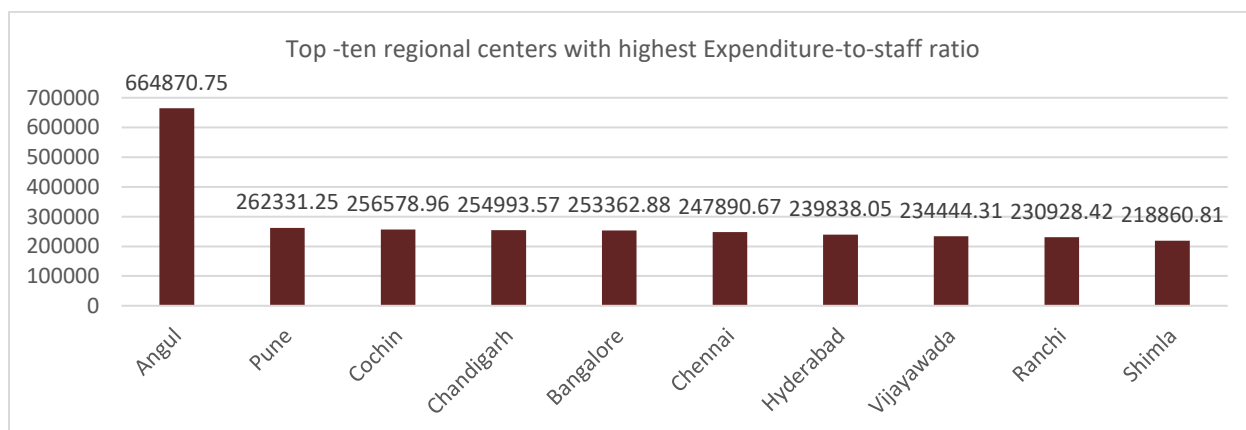


**Figure 33**

### Ratio – Expenditure, Enrolment and Staff

The ratio is defined as the relation between two numbers which shows how much bigger one quantity is than another. In this study the ratio between expenditure and staff, expenditure and enrolment, enrolment and staff has been calculated in order to measure the magnitude of regional centres' expenditure corresponding to staff posted as well as corresponding to the number of learners enrolled.

The higher the **Expenditure-to-Staff ratio**, the greater the expenditure per staff member at the Regional Centre, and *vice-versa*. The highest ratio was found in regional centre Angul, while the lowest was found in regional centre Delhi 1. Figure 34 depict the regional centres with the highest and lowest expenditure-to-staff ratio.



**Figure 34**

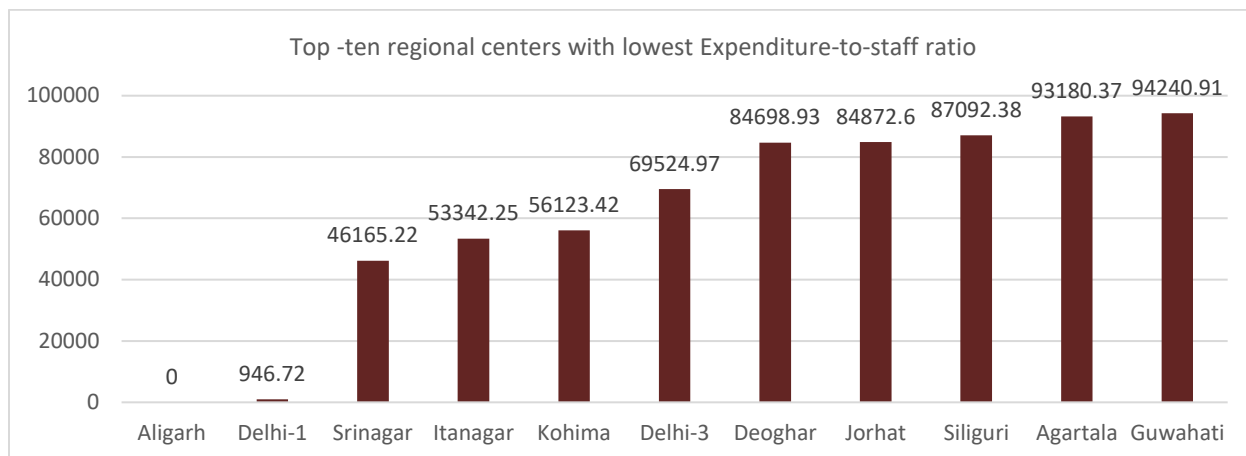


Figure 35

The higher the **Expenditure to enrolment ratio** as with other determined ratios, the more money that regional centre spends on each learner and vice-versa. Regional centre-wise expenditure to enrolment ratio has been given in the **Error! Reference source not found.** and **Error! Reference source not found.**

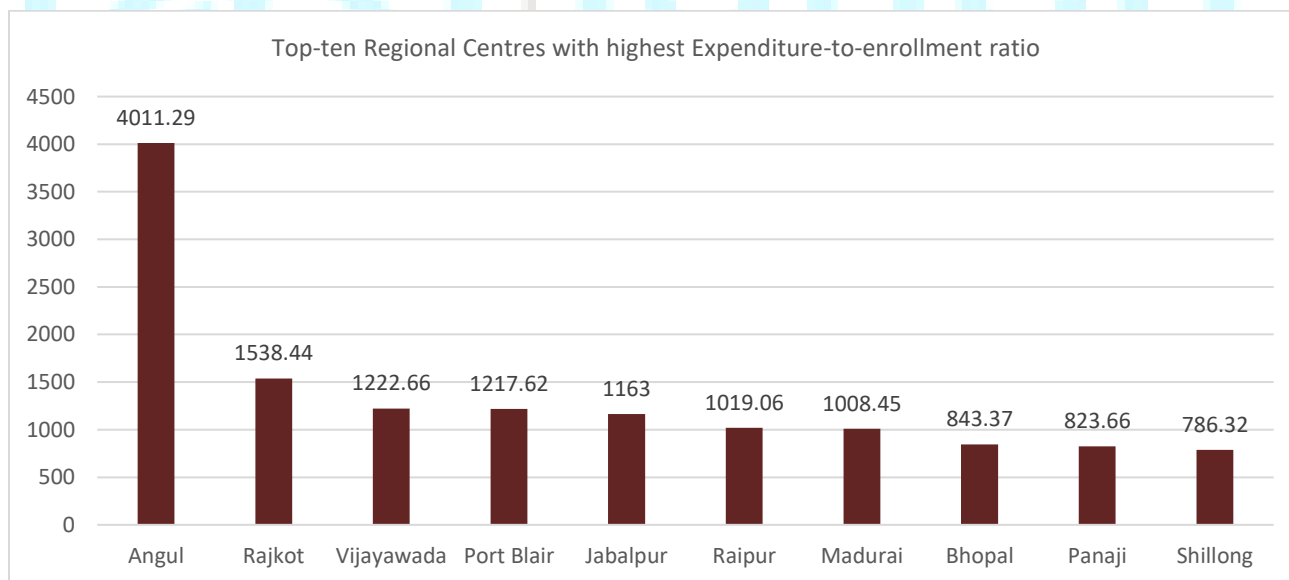
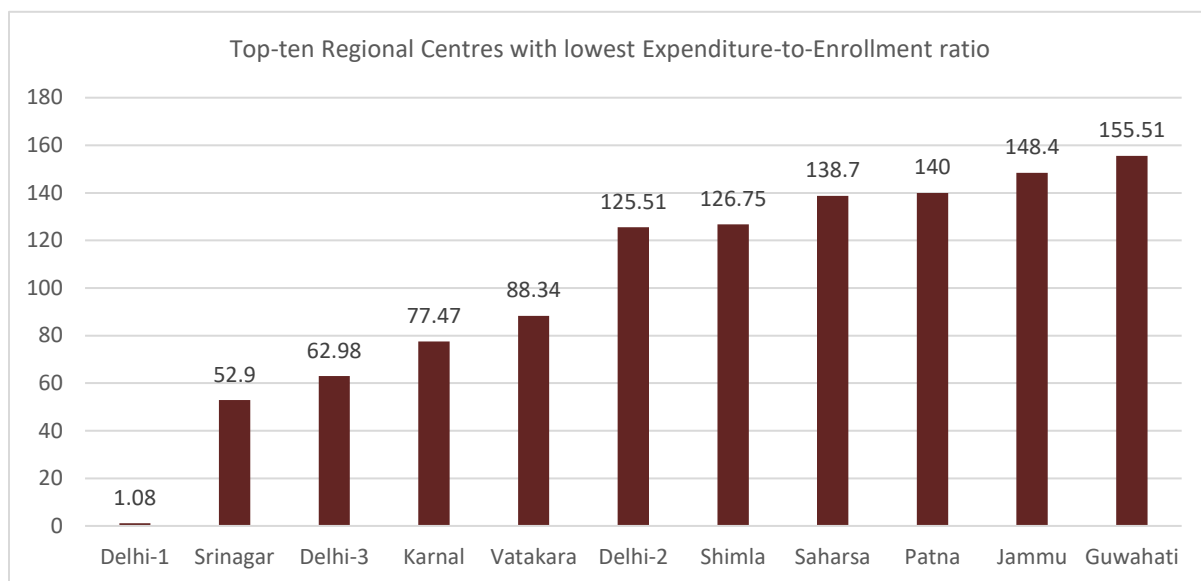
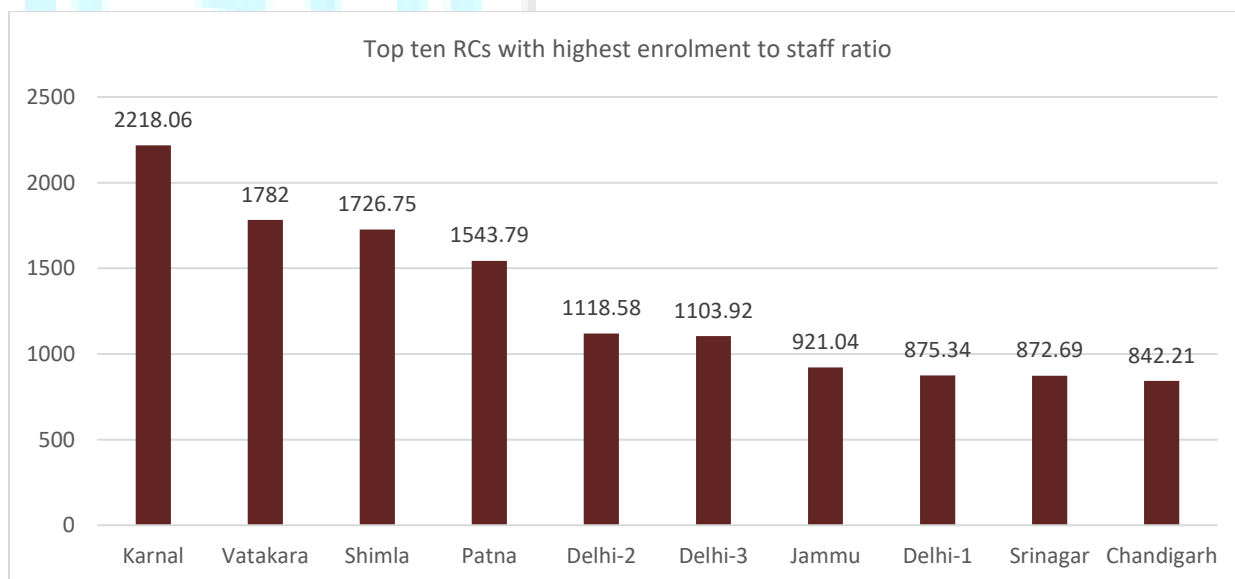


Figure 36

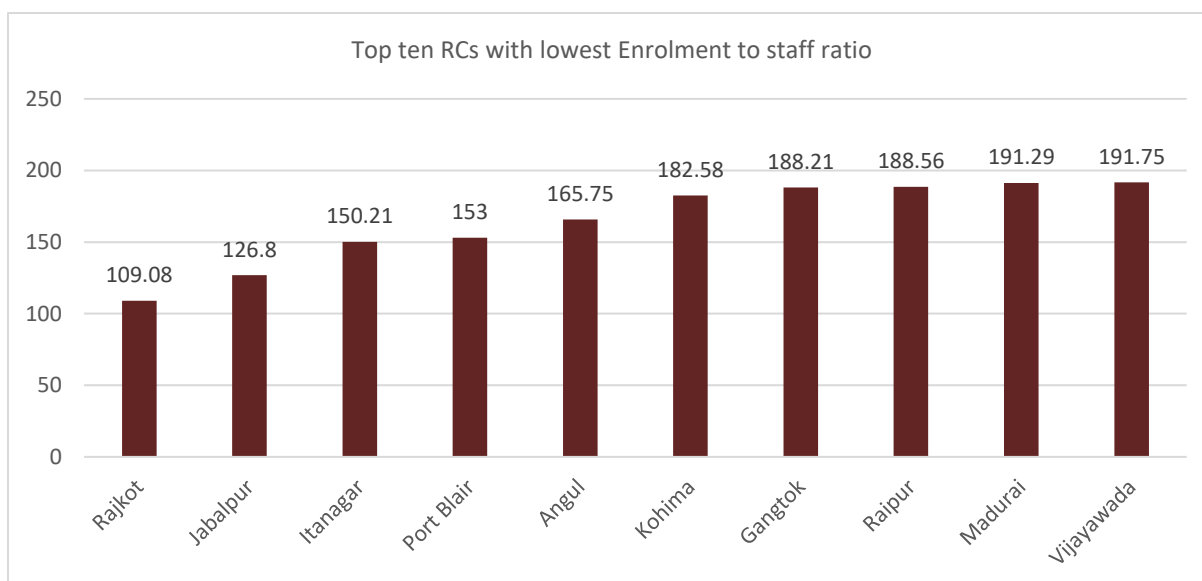


**Figure 37**

Similarly, Regional Centre wise **Enrolment to staff ratio** shows the workload in terms of the number of learners per staff member at each regional centre. The higher the Enrolment to staff ratio, the more the workload on the regional centre staff, and vice-versa. Regional centre Karnal had the greatest ratio while regional centre Rajkot has the lowest (Table 50).



**Figure 38**



**Figure 39**

### Social Media Use

Details regarding to use of social media like Facebook, twitter, YouTube by the regional centres have been obtained. Analysis of data for the month of April 2024 in respect of use of above three social media platform has been placed from table 50 to 56.

**Table 14** Summary of use of social media during the month

S. No.	Details of Social media platform	Numbers
1	Number of Posts on the RC Facebook Page for the month	3330
2	Total Number of Likes on the RC Facebook Page	190120
3	Total Number of followers of the RC Facebook Page	275005
4	Number of posts on Twitter for the month	8590
5	Total Number of followers of the RC Twitter handle	53880
6	Number of posts on YouTube during the month	164
7	Total Number of subscribers of the RC Youtube channel	194623

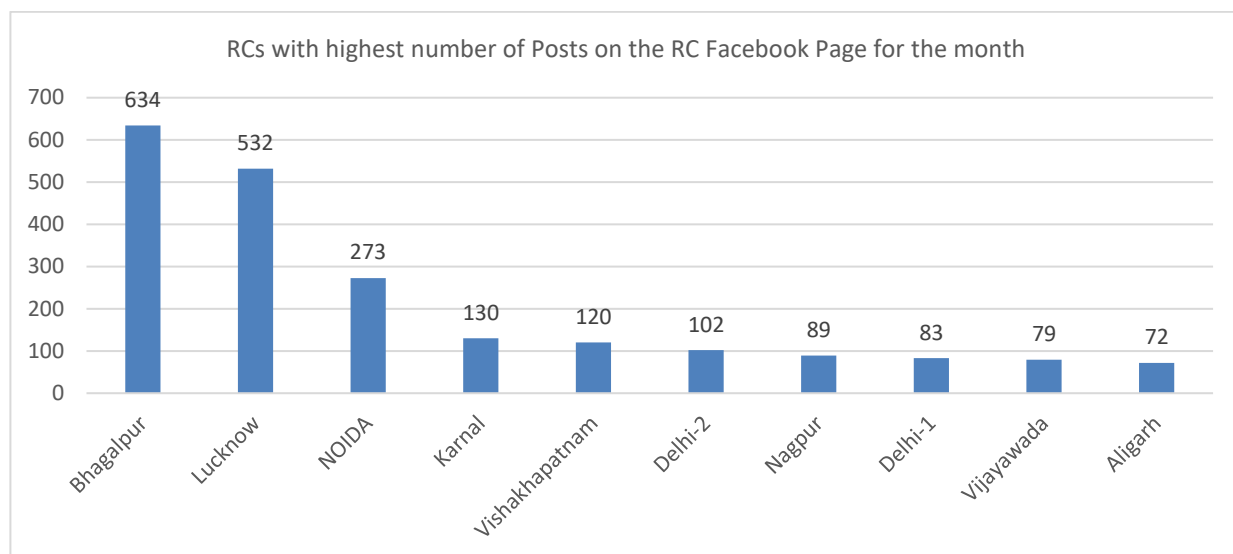


Figure 40

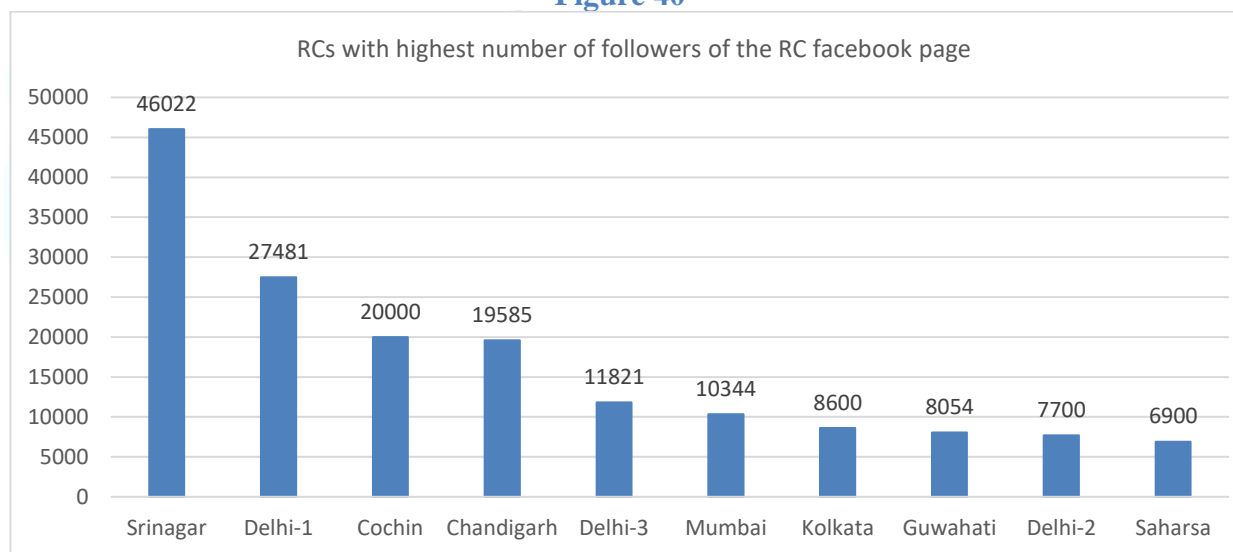


Figure 41

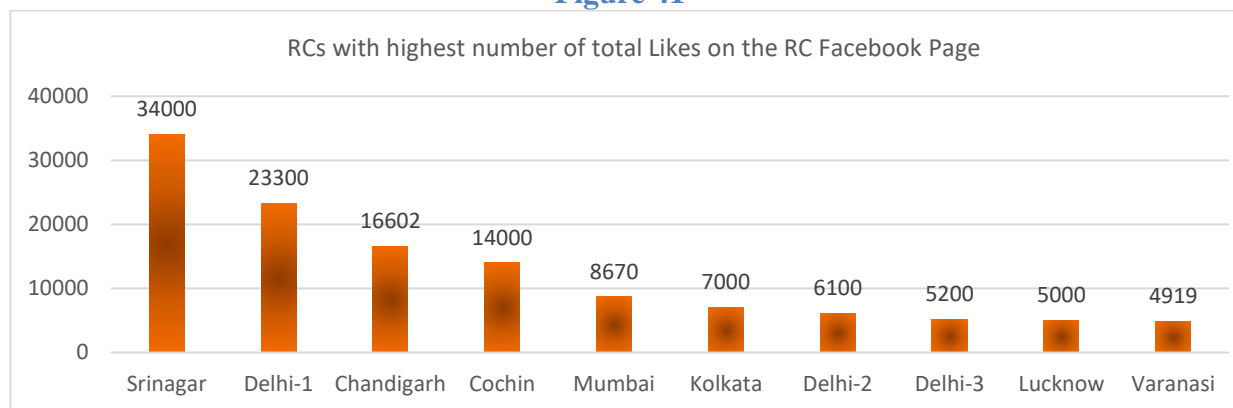
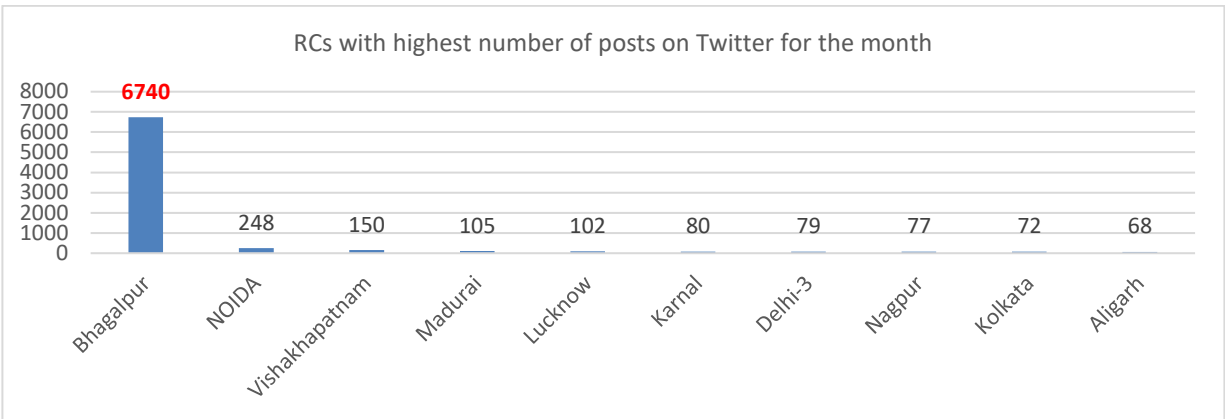


Figure 42



RC Bhagalpur – Kindly check the numbers????

Figure 43

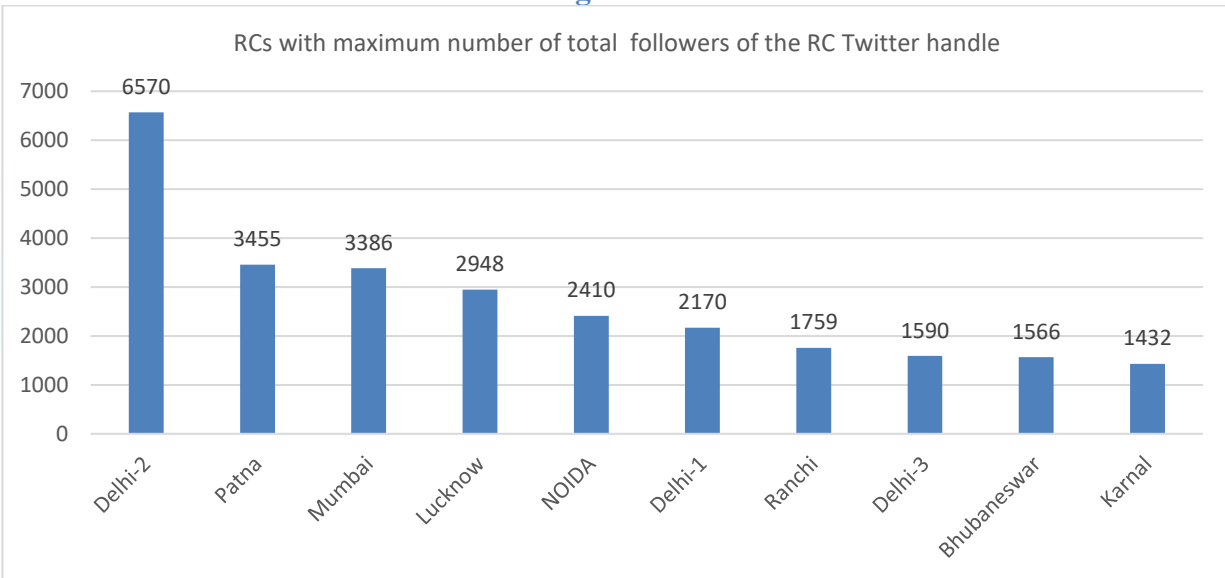


Figure 44

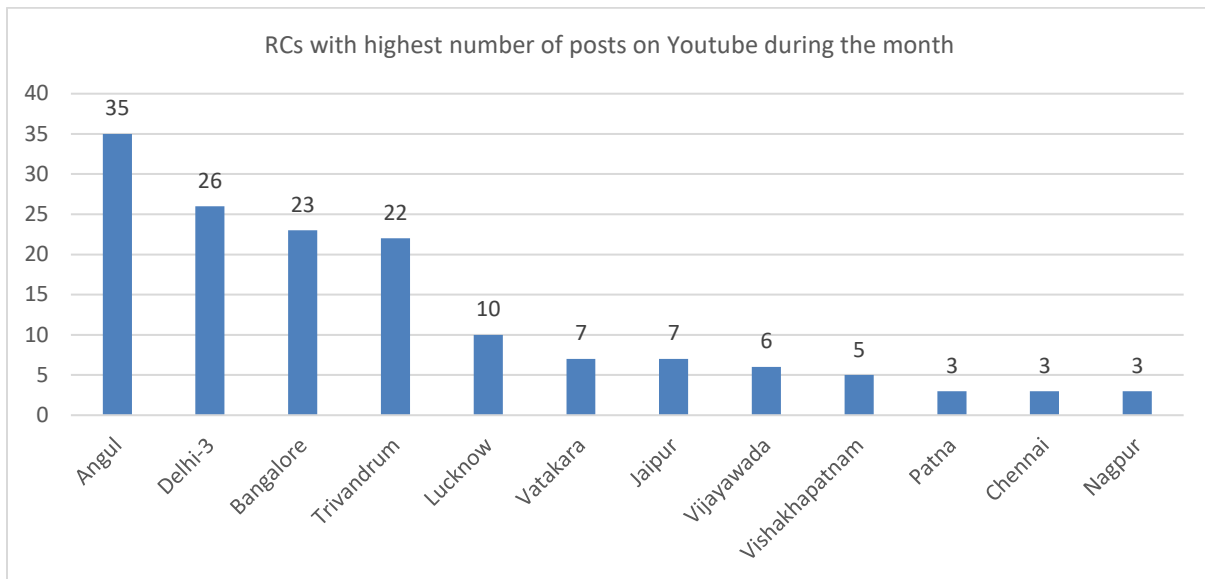


Figure 45

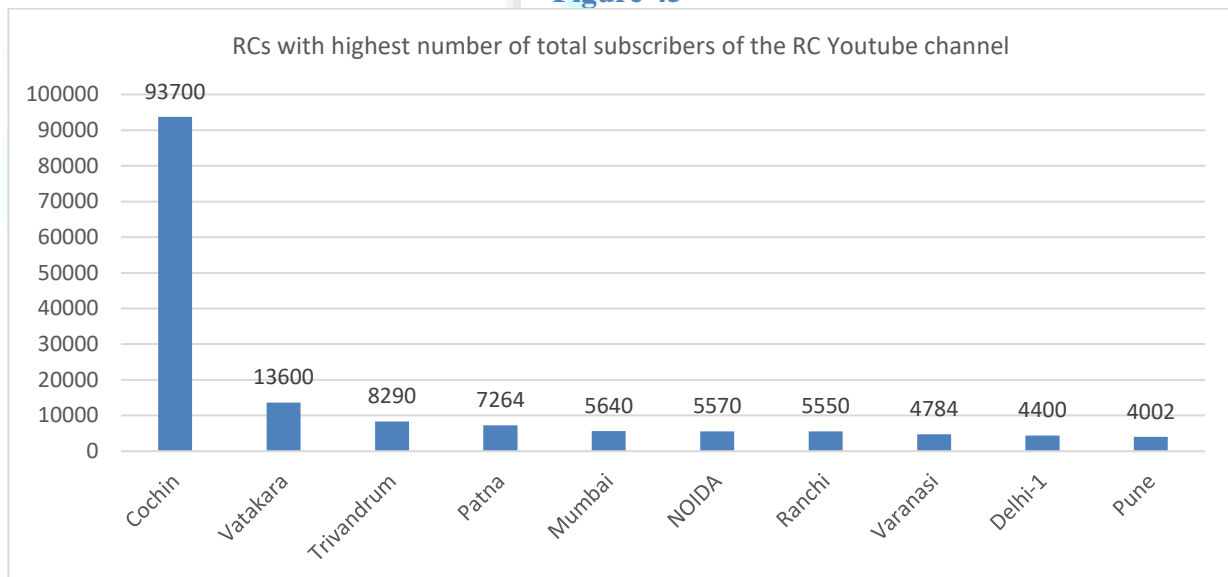


Figure 46

The background of the page features a large, light blue watermark of the IGNOU logo. It consists of a stylized 'G' inside a circle on the left, followed by a vertical line, and then the word 'ignou' in lowercase and 'THE PEOPLE'S UNIVERSITY' in uppercase on the right.

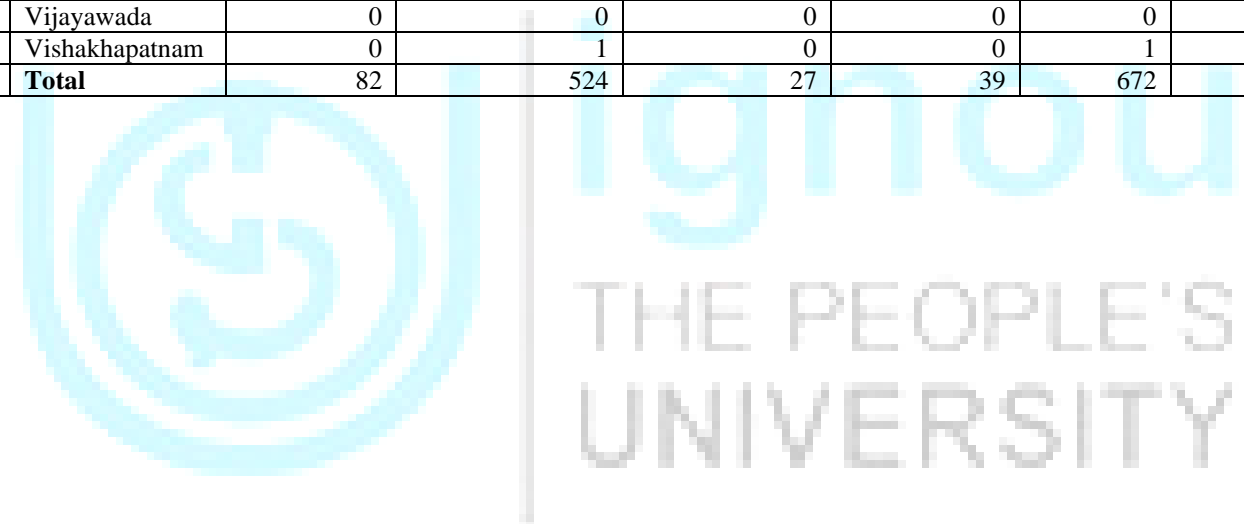
## **PART III – Promotional, Extension and Outreach Activities**



**Table 15** Regional centre wise number of promotional and publicity initiatives in APRIL 2024.

S. NO.	Name of Regional Center	Number of general publicity initiative/activities to enhance outreach - Face to face mode	Number of general publicity initiative/activities to enhance outreach - ONLINE mode	Number of programme specific publicities - Face to face mode	Number of programme specific publicities - ONLINE mode	Total	% of total
1	Agartala	0	5	0	0	5	0.57
2	Ahmedabad	0	0	0	0	0	0
3	Aizwal	0	0	0	0	0	0
4	Aligarh	0	0	0	0	0	0
5	Angul	0	1	0	0	1	0.11
6	Bangalore	8	10	8	0	26	2.95
7	Bhagalpur	1	1	0	0	2	0.23
8	Bhopal	1	0	0	0	1	0.11
9	Bhubaneswar	1	1	1	0	3	0.34
10	Bijapur	2	2	2	2	8	0.91
11	Chandigarh	3	1	2	1	7	0.79
12	Chennai	1	13	1	0	15	1.7
13	Cochin	0	0	0	0	0	0
14	Darbhanga	1	0	0	0	1	0.11
15	Dehradun	3	18	3	27	51	5.79
16	Delhi-1	0	0	0	0	0	0
17	Delhi-2	0	0	0	0	0	0
18	Delhi-3	1	1	1	1	4	0.45
19	Deoghar	1	0	0	0	1	0.11
20	Gangtok	0	8	0	0	8	0.91
21	Guwahati	0	1	0	0	1	0.11
22	Hyderabad	3	0	0	0	3	0.34
23	Imphal	0	0	0	0	0	0
24	Itanagar	0	0	0	0	0	0
25	Jabalpur	0	0	0	0	0	0
26	Jaipur	0	0	0	0	0	0
27	Jammu	0	1	0	0	1	0.11
28	Jodhpur	1	2	1	1	5	0.57
29	Jorhat	0	45	0	0	45	5.11
30	Karnal	8	3	3	0	14	1.59
31	Khanna	0	34	0	3	37	4.2
32	Kohima	0	0	0	0	0	0
33	Kolkata	0	0	0	0	0	0
34	Koraput	1	1	0	0	2	0.23
35	Lucknow	35	140	0	1	176	19.98
36	Madurai	1	0	0	1	2	0.23
37	Mumbai	0	1	0	1	2	0.23

38	Nagpur	1	0	1	0	2	0.23
39	NOIDA	0	0	0	0	0	0
40	Panaji	0	0	0	0	0	0
41	Patna	0	0	0	0	0	0
42	Port Blair	1	0	1	0	2	0.23
43	Pune	0	0	0	0	0	0
44	Raghunathganj	0	0	0	0	0	0
45	Raipur	1	1	1	1	4	0.45
46	Rajkot	0	106	0	0	106	12.03
47	Ranchi	1	0	0	0	1	0.11
48	Saharsa	0	0	0	0	0	0
49	Shillong	0	4	0	0	4	0.45
50	Shimla	0	120	0	0	120	13.62
51	Siliguri	0	0	0	0	0	0
52	Srinagar	5	1	2	0	8	0.91
53	Trivandrum	0	1	0	0	1	0.11
54	Varanasi	1	1	0	0	2	0.23
55	Vatakara	0	0	0	0	0	0
56	Vijayawada	0	0	0	0	0	0
57	Vishakhapatnam	0	1	0	0	1	0.11
	<b>Total</b>	82	524	27	39	672	76.28



**Table 16** Regional centre wise efforts for reaching out to the disadvantage communities

S. No.	Regional Center	Efforts for reaching out to the persons who do not have access to higher education(Disadvantaged communities eg..PH, SC/ST, Women etc.) - Face to face mode	Efforts for reaching out to the persons who do not have access to higher education (Disadvantaged communities eg..PH, SC/ST, Women etc.) - ONLINE mode	Total	% of total
1	Agartala	0	0	0	0
2	Ahmedabad	0	0	0	0
3	Aizwal	0	0	0	0
4	Aligarh	0	0	0	0
5	Angul	0	0	0	0
6	Bangalore	12	4	16	32
7	Bhagalpur	0	0	0	0
8	Bhopal	0	0	0	0
9	Bhubaneswar	1	0	1	2
10	Bijapur	2	0	2	4
11	Chandigarh	1	1	2	4
12	Chennai	0	0	0	0
13	Cochin	0	0	0	0
14	Darbhanga	1	0	1	2
15	Dehradun	1	1	2	4
16	Delhi-1	0	0	0	0
17	Delhi-2	0	0	0	0
18	Delhi-3	1	1	2	4
19	Deoghar	0	0	0	0
20	Gangtok	0	0	0	0
21	Guwahati	0	1	1	2
22	Hyderabad	0	0	0	0
23	Imphal	0	0	0	0
24	Itanagar	0	0	0	0
25	Jabalpur	0	0	0	0
26	Jaipur	0	0	0	0
27	Jammu	0	0	0	0
28	Jodhpur	0	0	0	0
29	Jorhat	0	0	0	0
30	Karnal	1	3	4	8
31	Khanna	0	0	0	0
32	Kohima	0	0	0	0
33	Kolkata	0	0	0	0
34	Koraput	0	0	0	0
35	Lucknow	9	0	9	18

36	Madurai	0	0	0	0
37	Mumbai	0	0	0	0
38	Nagpur	0	0	0	0
39	NOIDA	0	0	0	0
40	Panaji	0	0	0	0
41	Patna	0	0	0	0
42	Port Blair	1	0	1	2
43	Pune	0	0	0	0
44	Raghunathganj	0	0	0	0
45	Raipur	1	1	2	4
46	Rajkot	0	0	0	0
47	Ranchi	0	0	0	0
48	Saharsa	0	0	0	0
49	Shillong	0	2	2	4
50	Shimla	0	0	0	0
51	Siliguri	0	0	0	0
52	Srinagar	0	1	1	2
53	Trivandrum	0	0	0	0
54	Varanasi	3	0	3	6
55	Vatakara	0	0	0	0
56	Vijayawada	0	0	0	0
57	Vishakhapatnam	0	1	1	2
	<b>Total</b>	34	16	50	100

**Table 17** Regional centre wise sensitising, collaborative and extension activities for sensitizing learners and other stakeholders to social and sustainable development issues leading to inclusive society in APRIL 2024

S. No.	Name of Regional Center	Extension activities for sensitizing learners and other stakeholders to social and sustainable development issues leading to inclusive society - Face to face mode	Extension activities for sensitizing learners and other stakeholders to social and sustainable development issues leading to inclusive society - ONLINE mode	Collaborative extension and outreach Programs (If any)	Total	% of total
1	Agartala	0	0	0	0	0
2	Ahmedabad	0	0	0	0	0
3	Aizwal	0	0	0	0	0
4	Aligarh	0	0	0	0	0
5	Angul	0	0	0	0	0
6	Bangalore	0	0	0	0	0
7	Bhagalpur	0	0	0	0	0
8	Bhopal	0	0	0	0	0
9	Bhubaneswar	0	0	0	0	0
10	Bijapur	0	0	0	0	0
11	Chandigarh	1	1	0	2	2.25
12	Chennai	0	0	0	0	0
13	Cochin	0	0	0	0	0
14	Darbhanga	1	0	0	1	1.12
15	Dehradun	1	1	2	4	4.49
16	Delhi-1	0	0	0	0	0
17	Delhi-2	0	0	0	0	0
18	Delhi-3	1	1	0	2	2.25
19	Deoghar	0	0	0	0	0
20	Gangtok	0	0	0	0	0
21	Guwahati	0	0	0	0	0
22	Hyderabad	4	0	0	4	4.49
23	Imphal	0	0	0	0	0
24	Itanagar	0	0	0	0	0
25	Jabalpur	0	0	0	0	0
26	Jaipur	0	0	0	0	0
27	Jammu	0	0	0	0	0
28	Jodhpur	0	0	0	0	0
29	Jorhat	0	0	1	1	1.12
30	Karnal	1	0	3	4	4.49
31	Khanna	5	0	0	5	5.62

32	Kohima	0	0	0	0	0
33	Kolkata	0	0	0	0	0
34	Koraput	0	0	0	0	0
35	Lucknow	13	16	28	57	64.04
36	Madurai	0	0	0	0	0
37	Mumbai	0	0	0	0	0
38	Nagpur	0	0	1	1	1.12
39	NOIDA	0	0	0	0	0
40	Panaji	0	0	0	0	0
41	Patna	0	0	0	0	0
42	Port Blair	1	0	1	2	2.25
43	Pune	0	0	0	0	0
44	Raghunathganj	0	0	0	0	0
45	Raipur	0	1	1	2	2.25
46	Rajkot	0	0	0	0	0
47	Ranchi	0	0	0	0	0
48	Saharsa	0	0	0	0	0
49	Shillong	0	0	0	0	0
50	Shimla	0	0	1	1	1.12
51	Siliguri	0	0	0	0	0
52	Srinagar	0	0	1	1	1.12
53	Trivandrum	0	0	0	0	0
54	Varanasi	0	0	0	0	0
55	Vatakara	0	0	0	0	0
56	Vijayawada	0	0	0	0	0
57	Vishakhapatnam	0	1	1	2	2.25
	<b>Total</b>	28	21	40	89	100

**Table 18** Regional centre wise number of press releases/ published by Regional Centers in APRIL2024

S. No.	Name of Regional Center	Number of press releases/ published	% of total
1	Agartala	0	0
2	Ahmedabad	0	0
3	Aizwal	0	0
4	Aligarh	1	0.57
5	Angul	0	0
6	Bangalore	0	0
7	Bhagalpur	0	0
8	Bhopal	2	1.14
9	Bhubaneswar	0	0
10	Bijapur	0	0
11	Chandigarh	0	0
12	Chennai	2	1.14
13	Cochin	0	0
14	Darbhangha	4	2.27
15	Dehradun	3	1.7
16	Delhi-1	0	0
17	Delhi-2	0	0
18	Delhi-3	0	0
19	Deoghar	6	3.41
20	Gangtok	0	0
21	Guwahati	0	0
22	Hyderabad	0	0
23	Imphal	0	0
24	Itanagar	0	0
25	Jabalpur	0	0
26	Jaipur	6	3.41
27	Jammu	2	1.14
28	Jodhpur	2	1.14
29	Jorhat	0	0
30	Karnal	30	17.05
31	Khanna	3	1.7
32	Kohima	0	0
33	Kolkata	0	0
34	Koraput	0	0
35	Lucknow	55	31.25
36	Madurai	2	1.14
37	Mumbai	0	0
38	Nagpur	0	0

39	NOIDA	0	0
40	Panaji	0	0
41	Patna	1	0.57
42	Port Blair	2	1.14
43	Pune	0	0
44	Raghunathganj	0	0
45	Raipur	0	0
46	Rajkot	0	0
47	Ranchi	20	11.36
48	Saharsa	0	0
49	Shillong	0	0
50	Shimla	1	0.57
51	Siliguri	0	0
52	Srinagar	9	5.11
53	Trivandrum	0	0
54	Varanasi	19	10.8
55	Vatakara	0	0
56	Vijayawada	6	3.41
57	Vishakhapatnam	1	
	<b>Total</b>	<b>176</b>	<b>100</b>




## **PART IV - Meetings, Trainings & Orientation Programme at Regional Centre**



**Table 19** Regional centre wise number of In-house meetings held in DECEMBER2023

S. No.	Name of Regional Center	In-house meetings at RC	% of total
1	Agartala	1	0.62
2	Ahmedabad	1	0.62
3	Aizwal	2	1.25
4	Aligarh	0	0
5	Angul	0	0
6	Bangalore	7	4.38
7	Bhagalpur	4	2.5
8	Bhopal	2	1.25
9	Bhubaneswar	1	0.62
10	Bijapur	1	0.62
11	Chandigarh	5	3.12
12	Chennai	4	2.5
13	Cochin	3	1.88
14	Darbhangha	1	0.62
15	Dehradun	0	0
16	Delhi-1	3	1.88
17	Delhi-2	2	1.25
18	Delhi-3	2	1.25
19	Deoghar	0	0
20	Gangtok	1	0.62
21	Guwahati	1	0.62
22	Hyderabad	2	1.25
23	Imphal	2	1.25
24	Itanagar	1	0.62
25	Jabalpur	2	1.25
26	Jaipur	1	0.62
27	Jammu	4	2.5
28	Jodhpur	1	0.62
29	Jorhat	1	0.62
30	Karnal	20	12.5
31	Khanna	6	3.75
32	Kohima	1	0.62
33	Kolkata	1	0.62
34	Koraput	1	0.62
35	Lucknow	19	11.88
36	Madurai	1	0.62
37	Mumbai	2	1.25
38	Nagpur	3	1.88
39	NOIDA	11	6.88
40	Panaji	0	0
41	Patna	1	0.62

42	Port Blair	1	0.62
43	Pune	0	0
44	Raghunathganj	0	0
45	Raipur	1	0.62
46	Rajkot	4	2.5
47	Ranchi	5	3.12
48	Saharsa	1	0.62
49	Shillong	2	1.25
50	Shimla	0	0
51	Siliguri	1	0.62
52	Srinagar	4	2.5
53	Trivandrum	7	4.38
54	Varanasi	5	3.12
55	Vatakara	4	2.5
56	Vijayawada	1	0.62
57	Vishakhapatnam	3	1.88
	<b>Total</b>	160	100



**Table 20** Regional centre wise number of meeting with Hqrs and RSD - Participated/Interacted in April 2024

S. No.	Name of Regional Center	No. of Meeting with Hqrs and RSD - Participated/ Interacted	% of total
1	Agartala	5	1.98
2	Ahmedabad	1	0.4
3	Aizwal	6	2.37
4	Aligarh	2	0.79
5	Angul	0	0
6	Bangalore	11	4.35
7	Bhagalpur	12	4.74
8	Bhopal	0	0
9	Bhubaneswar	1	0.4
10	Bijapur	3	1.19
11	Chandigarh	6	2.37
12	Chennai	7	2.77
13	Cochin	3	1.19
14	Darbhanga	1	0.4
15	Dehradun	4	1.58
16	Delhi-1	4	1.58
17	Delhi-2	5	1.98
18	Delhi-3	7	2.77
19	Deoghar	1	0.4
20	Gangtok	0	0
21	Guwahati	2	0.79
22	Hyderabad	3	1.19
23	Imphal	5	1.98
24	Itanagar	1	0.4
25	Jabalpur	16	6.32
26	Jaipur	6	2.37
27	Jammu	3	1.19
28	Jodhpur	5	1.98
29	Jorhat	4	1.58
30	Karnal	3	1.19
31	Khanna	12	4.74
32	Kohima	2	0.79
33	Kolkata	4	1.58
34	Koraput	4	1.58
35	Lucknow	6	2.37
36	Madurai	7	2.77
37	Mumbai	3	1.19
38	Nagpur	2	0.79
39	NOIDA	10	3.95

40	Panaji	0	0
41	Patna	6	2.37
42	Port Blair	4	1.58
43	Pune	0	0
44	Raghunathganj	0	0
45	Raipur	4	1.58
46	Rajkot	3	1.19
47	Ranchi	1	0.4
48	Saharsa	3	1.19
49	Shillong	3	1.19
50	Shimla	7	2.77
51	Siliguri	6	2.37
52	Srinagar	12	4.74
53	Trivandrum	0	0
54	Varanasi	6	2.37
55	Vatakara	5	1.98
56	Vijayawada	13	5.14
57	Vishakhapatnam	3	1.19
	<b>Total</b>	253	100

**Table 21** Regional centre wise number of capacity building and training programme organised in DECEMBER2023

S. No.	Name of Regional Center	Number of Coordinators Meetings organized by RC	Number of orientation Programmer for academic counselors (ACs) organized by RC	Number of orientation Programme for study centers functionaries organized by RC	Training programme organized for handling of Learning Management System (LMS) for academic counselors, Students and RC functionaries.	Total	% of total
1	Agartala	0	0	0	0	0	0
2	Ahmedabad	0	0	0	0	0	0
3	Aizwal	0	0	0	0	0	0
4	Aligarh	1	0	0	0	1	1.3
5	Angul	0	0	0	0	0	0
6	Bangalore	1	3	0	0	4	5.19
7	Bhagalpur	4	0	0	0	4	5.19
8	Bhopal	0	0	0	0	0	0
9	Bhubaneswar	0	0	0	0	0	0
10	Bijapur	1	1	1	0	3	3.9
11	Chandigarh	0	1	1	2	4	5.19
12	Chennai	1	0	0	0	1	1.3
13	Cochin	0	0	0	0	0	0
14	Darbhangha	1	0	0	0	1	1.3
15	Dehradun	1	0	0	1	2	2.6
16	Delhi-1	0	0	0	0	0	0
17	Delhi-2	0	1	1	0	2	2.6
18	Delhi-3	3	0	0	0	3	3.9
19	Deoghar	0	0	0	0	0	0
20	Gangtok	0	0	0	0	0	0
21	Guwahati	0	0	0	0	0	0
22	Hyderabad	1	0	0	0	1	1.3
23	Imphal	1	0	0	0	1	1.3
24	Itanagar	0	0	0	0	0	0
25	Jabalpur	0	0	0	0	0	0
26	Jaipur	1	0	0	0	1	1.3
27	Jammu	0	0	0	0	0	0
28	Jodhpur	0	0	0	0	0	0

29	Jorhat	0	0	0	0	0	0
30	Karnal	0	2	0	0	2	2.6
31	Khanna	0	0	0	0	0	0
32	Kohima	0	0	0	0	0	0
33	Kolkata	0	0	0	0	0	0
34	Koraput	1	1	0	0	2	2.6
35	Lucknow	0	10	10	1	21	27.27
36	Madurai	1	0	0	0	1	1.3
37	Mumbai	1	0	0	0	1	1.3
38	Nagpur	0	0	0	0	0	0
39	NOIDA	0	0	0	0	0	0
40	Panaji	0	0	0	0	0	0
41	Patna	1	1	0	0	2	2.6
42	Port Blair	0	0	0	0	0	0
43	Pune	0	0	0	0	0	0
44	Raghunathganj	0	0	0	0	0	0
45	Raipur	0	0	0	1	1	1.3
46	Rajkot	0	0	0	0	0	0
47	Ranchi	2	0	1	1	4	5.19
48	Saharsa	0	0	0	0	0	0
49	Shillong	0	0	0	0	0	0
50	Shimla	0	0	0	0	0	0
51	Siliguri	1	0	0	2	3	3.9
52	Srinagar	0	1	1	1	3	3.9
53	Trivandrum	0	1	1	1	3	3.9
54	Varanasi	0	0	0	0	0	0
55	Vatakara	1	0	1	0	2	2.6
56	Vijayawada	0	0	0	0	0	0
57	Vishakhapatnam	1	1	1	1	4	5.19
	<b>Total</b>	25	23	18	11	77	100

The background of the page features a large, light blue watermark of the IGNOU logo. The logo consists of a stylized 'G' inside a circle, followed by the word 'ignou' in a lowercase sans-serif font, and 'THE PEOPLE'S UNIVERSITY' in a smaller, uppercase sans-serif font below it.

## **PART V – Strengthening of LSCs & ECs**



**Table 22** Regional centre wise expansion/strengthen of study centers in APRIL 2024

S. No.	Name of Regional Center	Number of new study centers notified/opened	Number of new programmes activated at existing study centers	Number of new academic counselors empaneled in the reporting month	Number of exam centers established for online examinations and ODL exams in the region (Please submit this information only if the activity was done in the month for which you are reporting.)	Number of Exam centers for Entrance test established in the region (Please submit this information only if the activity was done in the month for which you are reporting.)	Total	% of total
1	Agartala	0	0	8	0	0	8	0.86
2	Ahmedabad	0	0	0	0	0	0	0
3	Aizwal	0	0	0	0	0	0	0
4	Aligarh	0	0	0	0	0	0	0
5	Angul	0	5	20	0	0	25	2.7
6	Bangalore	0	0	12	0	0	12	1.29
7	Bhagalpur	0	0	6	0	0	6	0.65
8	Bhopal	0	0	0	0	0	0	0
9	Bhubaneswar	0	0	43	0	0	43	4.64
10	Bijapur	0	0	5	0	0	5	0.54
11	Chandigarh	0	0	4	11	0	15	1.62
12	Chennai	0	0	5	0	0	5	0.54
13	Cochin	0	0	23	0	0	23	2.48
14	Darbhangha	0	0	2	0	0	2	0.22
15	Dehradun	0	0	26	19	0	45	4.85
16	Delhi-1	0	0	0	4	0	4	0.43
17	Delhi-2	0	0	68	37	0	105	11.33
18	Delhi-3	0	0	27	4	0	31	3.34
19	Deoghar	0	0	0	0	0	0	0
20	Gangtok	0	0	2	0	0	2	0.22
21	Guwahati	0	0	1	0	0	1	0.11
22	Hyderabad	0	0	10	7	0	17	1.83
23	Imphal	0	0	0	11	0	11	1.19
24	Itanagar	0	0	0	0	0	0	0
25	Jabalpur	0	0	0	0	0	0	0
26	Jaipur	0	0	21	23	0	44	4.75
27	Jammu	0	0	9	29	0	38	4.1
28	Jodhpur	0	0	12	0	0	12	1.29
29	Jorhat	0	0	2	0	0	2	0.22
30	Karnal	0	0	4	0	0	4	0.43
31	Khanna	0	0	9	0	0	9	0.97

32	Kohima	0	0	3	0	0	3	0.32
33	Kolkata	0	0	34	0	0	34	3.67
34	Koraput	0	0	3	0	0	3	0.32
35	Lucknow	0	0	25	19	0	44	4.75
36	Madurai	0	0	18	0	0	18	1.94
37	Mumbai	0	0	18	0	0	18	1.94
38	Nagpur	1	0	0	10	4	15	1.62
39	NOIDA	0	0	27	0	0	27	2.91
40	Panaji	0	0	2	0	0	2	0.22
41	Patna	0	0	25	0	0	25	2.7
42	Port Blair	0	4	1	0	0	5	0.54
43	Pune	0	0	0	0	0	0	0
44	Raghunathganj	0	0	0	0	0	0	0
45	Raipur	0	0	4	14	0	18	1.94
46	Rajkot	0	0	2	0	0	2	0.22
47	Ranchi	0	0	6	21	3	30	3.24
48	Saharsa	0	0	3	0	0	3	0.32
49	Shillong	0	0	2	0	0	2	0.22
50	Shimla	0	0	5	29	0	34	3.67
51	Siliguri	0	0	2	0	0	2	0.22
52	Srinagar	0	3	29	34	0	66	7.12
53	Trivandrum	0	0	42	10	0	52	5.61
54	Varanasi	0	0	22	0	0	22	2.37
55	Vatakara	0	0	14	17	0	31	3.34
56	Vijayawada	0	0	2	0	0	2	0.22
57	Vishakhapatnam	0	0	0	0	0	0	0
	<b>Total</b>	1	12	608	299	7	927	100



## **PART VI – Activities at RCs & LSCs**

**Table 23** Regional centre wise number of inductions meetings (IM) organized for the students of ONLINE and ODL Programme (Face to face & online both) in APRIL 2024.

S. No.	Name of Regional Center	Number of inductions meetings organized for ODL Prog - Face to face mode	Number of inductions meetings organized for students of ODL Prog - ONLINE mode "	Number of inductions meetings organized for the students of ONLINE Programme.	Total	% of total
1	Agartala	0	0	0	0	0
2	Ahmedabad	0	0	1	1	0.4
3	Aizwal	0	2	0	2	0.79
4	Aligarh	0	0	0	0	0
5	Angul	0	0	0	0	0
6	Bangalore	2	3	0	5	1.98
7	Bhagalpur	0	2	0	2	0.79
8	Bhopal	0	0	1	1	0.4
9	Bhubaneswar	0	1	0	1	0.4
10	Bijapur	2	4	0	6	2.38
11	Chandigarh	1	1	4	6	2.38
12	Chennai	3	2	3	8	3.17
13	Cochin	0	2	0	2	0.79
14	Darbhanga	0	5	0	5	1.98
15	Dehradun	0	1	1	2	0.79
16	Delhi-1	1	1	1	3	1.19
17	Delhi-2	0	3	2	5	1.98
18	Delhi-3	0	4	2	6	2.38
19	Deoghar	1	7	0	8	3.17
20	Gangtok	0	1	0	1	0.4
21	Guwahati	0	1	0	1	0.4
22	Hyderabad	0	5	3	8	3.17
23	Imphal	0	1	0	1	0.4
24	Itanagar	0	0	0	0	0
25	Jabalpur	0	4	1	5	1.98
26	Jaipur	1	4	1	6	2.38
27	Jammu	1	3	0	4	1.59
28	Jodhpur	3	4	0	7	2.78
29	Jorhat	1	1	0	2	0.79
30	Karnal	1	0	0	1	0.4
31	Khanna	1	0	0	1	0.4
32	Kohima	3	0	0	3	1.19
33	Kolkata	0	1	1	2	0.79
34	Koraput	3	1	4	8	3.17

35	Lucknow	9	5	1	15	5.95
36	Madurai	4	3	0	7	2.78
37	Mumbai	2	4	2	8	3.17
38	Nagpur	0	3	3	6	2.38
39	NOIDA	2	1	1	4	1.59
40	Panaji	2	0	0	2	0.79
41	Patna	0	2	1	3	1.19
42	Port Blair	0	0	0	0	0
43	Pune	0	0	0	0	0
44	Raghunathganj	0	0	0	0	0
45	Raipur	0	3	3	6	2.38
46	Rajkot	0	4	4	8	3.17
47	Ranchi	8	5	5	18	7.14
48	Saharsa	0	1	1	2	0.79
49	Shillong	0	0	0	0	0
50	Shimla	0	1	0	1	0.4
51	Siliguri	0	1	0	1	0.4
52	Srinagar	1	5	5	11	4.37
53	Trivandrum	0	0	2	2	0.79
54	Varanasi	16	5	4	25	9.92
55	Vatakara	0	2	2	4	1.59
56	Vijayawada	10	1	0	11	4.37
57	Vishakhapatnam	2	2	1	5	1.98
	<b>Total</b>	80	112	60	252	100

**Table 24** Regional centre wise number of academic counseling sessions for theory courses organized by study centers for ODL Prog (Online & F2f mode), Practical courses for ODL Prog and academic counselling for Online programme in APRIL 2024

S. No.	Name of Regional Center	Number of academic counseling sessions for theory courses organized by study centers for ODL Prog - Face to face mode	Number of academic counseling sessions for theory courses organized by study centers for ODL Prog - ONLINE mode	Number of academic counseling sessions for practical courses organized by study centers for ODL Prog	Number of academic counseling sessions organized for ONLINE Programme	Total	% of total
1	Agartala	210	0	82	0	292	3.6
2	Ahmedabad	0	0	0	0	0	0
3	Aizwal	0	104	36	0	140	1.73
4	Aligarh	0	0	20	0	20	0.25
5	Angul	0	66	0	0	66	0.81
6	Bangalore	0	12	23	0	35	0.43
7	Bhagalpur	0	0	0	0	0	0
8	Bhopal	14	0	1	0	15	0.19
9	Bhubaneswar	34	81	7	20	142	1.75
10	Bijapur	0	2	0	0	2	0.02
11	Chandigarh	4	4	6	4	18	0.22
12	Chennai	2	65	0	0	67	0.83
13	Cochin	0	0	0	0	0	0
14	Darbhanga	0	0	0	0	0	0
15	Dehradun	36	60	14	56	166	2.05
16	Delhi-1	0	0	0	0	0	0
17	Delhi-2	142	108	140	15	405	5
18	Delhi-3	372	615	232	118	1337	16.49
19	Deoghar	361	121	26	0	508	6.27
20	Gangtok	2	3	20	0	25	0.31
21	Guwahati	8	0	119	0	127	1.57
22	Hyderabad	11	7	54	11	83	1.02
23	Imphal	94	18	2	0	114	1.41
24	Itanagar	0	0	0	0	0	0
25	Jabalpur	3	12	8	2	25	0.31
26	Jaipur	63	0	89	0	152	1.87
27	Jammu	28	12	0	0	40	0.49

28	Jodhpur	0	0	0	0	0	0
29	Jorhat	40	0	0	0	40	0.49
30	Karnal	32	49	39	0	120	1.48
31	Khanna	76	22	88	0	186	2.29
32	Kohima	0	6	0	0	6	0.07
33	Kolkata	0	105	0	0	105	1.3
34	Koraput	5	88	21	8	122	1.5
35	Lucknow	57	44	40	0	141	1.74
36	Madurai	0	16	0	12	28	0.35
37	Mumbai	0	0	24	0	24	0.3
38	Nagpur	0	8	0	0	8	0.1
39	NOIDA	54	65	48	8	175	2.16
40	Panaji	1	1	1	0	3	0.04
41	Patna	37	27	214	0	278	3.43
42	Port Blair	2	0	0	0	2	0.02
43	Pune	0	0	0	0	0	0
44	Raghunathganj	0	0	0	0	0	0
45	Raipur	0	14	0	0	14	0.17
46	Rajkot	0	0	0	0	0	0
47	Ranchi	103	159	375	137	774	9.55
48	Saharsa	0	1	0	1	2	0.02
49	Shillong	0	0	0	0	0	0
50	Shimla	22	11	202	0	235	2.9
51	Siliguri	28	42	21	0	91	1.12
52	Srinagar	550	32	360	0	942	11.62
53	Trivandrum	12	60	15	14	101	1.25
54	Varanasi	169	97	200	9	475	5.86
55	Vatakara	74	5	204	0	283	3.49
56	Vijayawada	37	8	92	0	137	1.69
57	Vishakhapatnam	18	19	0	0	37	0.46
	<b>TOTAL</b>	2701	2169	2823	415	8108	100

**Table 25** Regional centre wise number of Programme for which Project viva – voce held at Regional Center (Face to face mode & Online mode) for ODL programme in APRIL 2024

S. No.	Name of Regional Center	Number of ODL Programme for which Project viva – voce held at RC - Face to face mode & ONLINE mode	Number of ONLINE Programme for which Project viva – voce held	Total	% of total
1	Agartala	0	0	0	0
2	Ahmedabad	110	30	140	34.65
3	Aizwal	2	0	2	0.5
4	Aligarh	0	0	0	0
5	Angul	0	0	0	0
6	Bangalore	0	0	0	0
7	Bhagalpur	0	0	0	0
8	Bhopal	2	0	2	0.5
9	Bhubaneswar	4	0	4	0.99
10	Bijapur	0	0	0	0
11	Chandigarh	0	0	0	0
12	Chennai	0	0	0	0
13	Cochin	1	0	1	0.25
14	Darbhanga	0	0	0	0
15	Dehradun	0	0	0	0
16	Delhi-1	0	0	0	0
17	Delhi-2	220	0	220	54.46
18	Delhi-3	0	0	0	0
19	Deoghar	2	0	2	0.5
20	Gangtok	0	0	0	0
21	Guwahati	2	0	2	0.5
22	Hyderabad	1	0	1	0.25
23	Imphal	1	0	1	0.25
24	Itanagar	0	0	0	0
25	Jabalpur	0	0	0	0
26	Jaipur	0	0	0	0
27	Jammu	1	1	2	0.5
28	Jodhpur	0	0	0	0
29	Jorhat	0	0	0	0
30	Karnal	0	0	0	0
31	Khanna	1	0	1	0.25
32	Kohima	0	0	0	0
33	Kolkata	3	0	3	0.74
34	Koraput	0	0	0	0
35	Lucknow	0	0	0	0



36	Madurai	0	0	0	0
37	Mumbai	0	0	0	0
38	Nagpur	3	0	3	0.74
39	NOIDA	0	0	0	0
40	Panaji	0	0	0	0
41	Patna	0	0	0	0
42	Port Blair	0	0	0	0
43	Pune	0	0	0	0
44	Raghunathganj	0	0	0	0
45	Raipur	1	0	1	0.25
46	Rajkot	3	0	3	0.74
47	Ranchi	2	1	3	0.74
48	Saharsa	0	0	0	0
49	Shillong	0	0	0	0
50	Shimla	0	0	0	0
51	Siliguri	0	0	0	0
52	Srinagar	0	0	0	0
53	Trivandrum	5	0	5	1.24
54	Varanasi	0	0	0	0
55	Vatakara	6	0	6	1.49
56	Vijayawada	0	0	0	0
57	Vishakhapatnam	2	0	2	0.5
	<b>Total</b>	372	32	404	100

**Table 26** Regional centre wise number of assignments received and awards transmitted by RCs/LSCs in offline mode and online mode for ODL and ONLINE programme in APRIL 2024.

S. No.	Name of Regional Center	Number of Assignments received by RCs/LSCs in OFFLINE mode (Please give total figure of the region)	Number of Assignments received by RCs/LSCs in ONLINE mode (Please give total figure of the region)	No. of Assignments awards transmitted to Hqrs during reporting month	Number of Assignments submitted by students of ONLINE Programme	Number of Assignments awards transmitted to Hqrs during reporting month (Online Programme)	Total	% of total
1	Agartala	10251	0	10221	0	0	20472	1.02
2	Ahmedabad	18140	0	11386	0	0	29526	1.48
3	Aizwal	9587	0	1	0	0	9588	0.48
4	Aligarh	0	0	630	0	0	630	0.03
5	Angul	140	0	140	0	0	280	0.01
6	Bangalore	37	0	468	979	27	1511	0.08
7	Bhagalpur	134	0	383	0	0	517	0.03
8	Bhopal	14107	14107	14107	0	0	42321	2.12
9	Bhubaneswar	12000	0	10466	106	0	22572	1.13
10	Bijapur	1969	0	8	21	7	2005	0.1
11	Chandigarh	48700	0	48704	0	0	97404	4.88
12	Chennai	529	49	484	0	0	1062	0.05
13	Cochin	57349	0	46756	0	0	104105	5.21
14	Darbhanga	4289	0	4208	10	0	8507	0.43
15	Dehradun	26300	0	3605	136	0	30041	1.5
16	Delhi-1	0	0	0	0	0	0	0
17	Delhi-2	19946	19158	35679	3596	1149	79528	3.98
18	Delhi-3	14595	99252	132268	852	422	247389	12.38
19	Deoghar	445	0	785	0	0	1230	0.06
20	Gangtok	14000	0	0	14	1	14015	0.7
21	Guwahati	380	0	2469	0	0	2849	0.14
22	Hyderabad	100	0	100	0	0	200	0.01
23	Imphal	8857	0	10054	5	5	18921	0.95
24	Itanagar	12699	0	12699	0	0	25398	1.27
25	Jabalpur	0	0	142	0	0	142	0.01
26	Jaipur	15382	0	708	731	0	16821	0.84
27	Jammu	96030	0	12103	0	0	108133	5.41
28	Jodhpur	140	0	471	0	0	611	0.03
29	Jorhat	159	0	159	0	0	318	0.02
30	Karnal	305783	0	0	59	0	305842	15.31
31	Khanna	20006	0	19997	0	0	40003	2
32	Kohima	5010	0	6	0	0	5016	0.25

33	Kolkata	1380	0	1380	0	0	2760	0.14
34	Koraput	4972	0	436	0	0	5408	0.27
35	Lucknow	3638	0	4310	1400	500	9848	0.49
36	Madurai	5775	122	55	122	18	6092	0.3
37	Mumbai	16500	0	16500	39	0	33039	1.65
38	Nagpur	9269	0	9269	0	0	18538	0.93
39	NOIDA	3040	0	3040	1534	1023	8637	0.43
40	Panaji	8770	0	351	0	0	9121	0.46
41	Patna	125326	26754	0	23	0	152103	7.61
42	Port Blair	93	0	93	0	0	186	0.01
43	Pune	13437	0	13275	570	46	27328	1.37
44	Raghunathganj	0	0	0	0	0	0	0
45	Raipur	7350	0	7188	0	0	14538	0.73
46	Rajkot	1671	0	0	0	0	1671	0.08
47	Ranchi	53176	93	977	0	101	54347	2.72
48	Saharsa	65417	0	1767	0	0	67184	3.36
49	Shillong	932	0	932	0	0	1864	0.09
50	Shimla	85393	25845	8349	83	48	119718	5.99
51	Siliguri	124	0	122	3	0	249	0.01
52	Srinagar	3000	0	2969	35	0	6004	0.3
53	Trivandrum	50844	0	50844	214	175	102077	5.11
54	Varanasi	37360	0	0	289	0	37649	1.88
55	Vatakara	63744	82	0	82	0	63908	3.2
56	Vijayawada	6523	0	6523	205	205	13456	0.67
57	Vishakhapatnam	4873	0	0	105	11	4989	0.25
	<b>Total</b>	1289671	185462	507587	11213	3738	1997671	100

The background of the page features a large, light blue watermark of the IGNOU logo. The logo consists of a stylized 'U' with a circular emblem inside, followed by the word 'ignou' in a lowercase sans-serif font, and 'THE PEOPLE'S UNIVERSITY' in a smaller, uppercase sans-serif font below it.

## **PART VII – Monitoring of Study Centres Activities**

**Table 27** Regional centre wise number of Induction Meeting (IM) attended by officials of RC in ONLINE and face to face mode in APRIL 2024

S. No.	Name of Regional Center	Number of Induction Meeting(s) attended by officials of RC (ONLINE mode)	Number of Induction Meeting(s) attended by officials of RC (Face to face mode)	Total	% of total
1	Agartala	0	0	0	0
2	Ahmedabad	0	0	0	0
3	Aizwal	2	0	2	1
4	Aligarh	1	0	1	0.5
5	Angul	0	0	0	0
6	Bangalore	3	4	7	3.5
7	Bhagalpur	2	0	2	1
8	Bhopal	1	3	4	2
9	Bhubaneswar	1	0	1	0.5
10	Bijapur	6	2	8	4
11	Chandigarh	1	1	2	1
12	Chennai	6	3	9	4.5
13	Cochin	0	0	0	0
14	Darbhanga	5	0	5	2.5
15	Dehradun	1	0	1	0.5
16	Delhi-1	0	0	0	0
17	Delhi-2	8	0	8	4
18	Delhi-3	6	0	6	3
19	Deoghar	3	0	3	1.5
20	Gangtok	1	2	3	1.5
21	Guwahati	0	0	0	0
22	Hyderabad	8	8	16	8
23	Imphal	1	0	1	0.5
24	Itanagar	0	0	0	0
25	Jabalpur	4	0	4	2
26	Jaipur	4	1	5	2.5
27	Jammu	1	1	2	1
28	Jodhpur	5	1	6	3
29	Jorhat	1	1	2	1
30	Karnal	1	0	1	0.5
31	Khanna	1	0	1	0.5
32	Kohima	0	3	3	1.5
33	Kolkata	1	0	1	0.5
34	Koraput	4	1	5	2.5
35	Lucknow	1	14	15	7.5
36	Madurai	4	0	4	2
37	Mumbai	6	2	8	4
38	Nagpur	3	0	3	1.5

39	NOIDA	2	1	3	1.5
40	Panaji	0	0	0	0
41	Patna	2	0	2	1
42	Port Blair	0	0	0	0
43	Pune	0	0	0	0
44	Raghunathganj	0	0	0	0
45	Raipur	3	0	3	1.5
46	Rajkot	4	0	4	2
47	Ranchi	6	0	6	3
48	Saharsa	1	0	1	0.5
49	Shillong	0	0	0	0
50	Shimla	1	0	1	0.5
51	Siliguri	0	0	0	0
52	Srinagar	1	1	2	1
53	Trivandrum	0	14	14	7
54	Varanasi	10	4	14	7
55	Vatakara	2	0	2	1
56	Vijayawada	1	5	6	3
57	Vishakhapatnam	0	3	3	1.5
	<b>Total</b>	125	75	200	100

**Table 28** Regional centre wise number of academic counseling sessions visited/monitored by officials of RC in APRIL 2024

S. No.	Name of Regional Center	Number of academic counseling sessions visited/monitored by officials of RC.	% of total
1	Agartala	0	0
2	Ahmedabad	0	0
3	Aizwal	0	0
4	Aligarh	0	0
5	Angul	66	14.38
6	Bangalore	14	3.05
7	Bhagalpur	0	0
8	Bhopal	0	0
9	Bhubaneswar	35	7.63
10	Bijapur	2	0.44
11	Chandigarh	5	1.09
12	Chennai	23	5.01
13	Cochin	0	0
14	Darbhanga	0	0
15	Dehradun	56	12.2
16	Delhi-1	0	0
17	Delhi-2	12	2.61
18	Delhi-3	6	1.31
19	Deoghar	0	0
20	Gangtok	0	0
21	Guwahati	0	0
22	Hyderabad	19	4.14
23	Imphal	0	0
24	Itanagar	0	0
25	Jabalpur	6	1.31
26	Jaipur	3	0.65
27	Jammu	0	0
28	Jodhpur	0	0
29	Jorhat	0	0
30	Karnal	1	0.22
31	Khanna	2	0.44
32	Kohima	0	0
33	Kolkata	0	0
34	Koraput	5	1.09
35	Lucknow	24	5.23
36	Madurai	12	2.61
37	Mumbai	0	0

38	Nagpur	8	1.74
39	NOIDA	3	0.65
40	Panaji	0	0
41	Patna	5	1.09
42	Port Blair	1	0.22
43	Pune	0	0
44	Raghunathganj	0	0
45	Raipur	14	3.05
46	Rajkot	0	0
47	Ranchi	78	16.99
48	Saharsa	1	0.22
49	Shillong	0	0
50	Shimla	7	1.53
51	Siliguri	0	0
52	Srinagar	15	3.27
53	Trivandrum	0	0
54	Varanasi	8	1.74
55	Vatakara	5	1.09
56	Vijayawada	4	0.87
57	Vishakhapatnam	19	4.14
	<b>Total</b>	459	100



**Table 29** Regional centre wise number of TEE centers visited/monitored by RC (Please submit this information only if the activity was done in the month for which you are reporting.) in APRIL 2024

S. No.	Name of Regional Center	Number of TEEcenters visited/monitored by RC	Number of TEEP centers visited/monitored by RC	Number of entrance exam centers visited/monitored by RC	Total	% of total
1	Agartala	0	0	0	0	0
2	Ahmedabad	0	0	0	0	0
3	Aizwal	0	0	0	0	0
4	Aligarh	0	0	0	0	0
5	Angul	0	0	0	0	0
6	Bangalore	0	0	0	0	0
7	Bhagalpur	0	0	0	0	0
8	Bhopal	0	0	1	1	5.56
9	Bhubaneswar	0	0	0	0	0
10	Bijapur	0	0	0	0	0
11	Chandigarh	0	0	0	0	0
12	Chennai	0	0	0	0	0
13	Cochin	0	0	0	0	0
14	Darbhanga	0	1	0	1	5.56
15	Dehradun	0	0	0	0	0
16	Delhi-1	0	0	0	0	0
17	Delhi-2	2	0	0	2	11.11
18	Delhi-3	0	0	0	0	0
19	Deoghar	0	0	0	0	0
20	Gangtok	0	0	0	0	0
21	Guwahati	0	0	0	0	0
22	Hyderabad	0	0	0	0	0
23	Imphal	0	1	0	1	5.56
24	Itanagar	0	0	0	0	0
25	Jabalpur	0	0	0	0	0
26	Jaipur	0	0	0	0	0
27	Jammu	0	0	0	0	0
28	Jodhpur	0	0	0	0	0
29	Jorhat	0	0	0	0	0
30	Karnal	0	0	0	0	0
31	Khanna	0	0	0	0	0
32	Kohima	0	0	0	0	0
33	Kolkata	0	0	0	0	0
34	Koraput	0	0	0	0	0

35	Lucknow	0	0	0	0	0
36	Madurai	0	0	0	0	0
37	Mumbai	0	0	0	0	0
38	Nagpur	0	0	0	0	0
39	NOIDA	0	0	0	0	0
40	Panaji	0	0	0	0	0
41	Patna	0	0	0	0	0
42	Port Blair	0	0	0	0	0
43	Pune	0	0	0	0	0
44	Raghunathganj	0	0	0	0	0
45	Raipur	0	0	0	0	0
46	Rajkot	0	0	0	0	0
47	Ranchi	0	1	0	1	5.56
48	Saharsa	0	0	0	0	0
49	Shillong	0	0	0	0	0
50	Shimla	0	0	0	0	0
51	Siliguri	0	0	0	0	0
52	Srinagar	0	12	0	12	66.67
53	Trivandrum	0	0	0	0	0
54	Varanasi	0	0	0	0	0
55	Vatakara	0	0	0	0	0
56	Vijayawada	0	0	0	0	0
57	Vishakhapatnam	0	0	0	0	0
	<b>Total</b>	2	15	1	18	100



## **PART VIII – Student Support Services**

**Table 30** Regional Centers wise students queries handled through various modes in April 2024.

S. No.	Name of Regional Center	By Post	Email	Phone	i-GRAM	Face-to-Face Queries	Face Book	Twitter	RTI	Court Cases	Any other	Total Queries handled
1	Agartala	51	203	357	190	403	0	0	0	0	0	1204
2	Ahmedabad	975	1806	135	846	146	18	4	7	0	0	3937
3	Aizwal	20	25	320	29	210	4	0	0	0	0	608
4	Aligarh	2	233	64	148	54	72	68	0	0	0	641
5	Angul	30	315	525	125	250	20	10	0	0	0	1275
6	Bangalore	57	360	510	450	64	0	0	0	0	0	1441
7	Bhagalpur	32	216	234	175	428	0	0	1	1	1	1088
8	Bhopal	10	5000	510	314	390	10	12	0	1	0	6247
9	Bhubaneswar	1240	4348	420	672	1420	100	10	5	0	0	8215
10	Bijapur	82	202	752	64	162	9	3	0	0	0	1274
11	Chandigarh	22	817	56	489	1243	7	0	0	0	0	2634
12	Chennai	5	1546	260	282	120	1	2	0	2	0	2218
13	Cochin	266	2746	20	614	725	0	0	2	0	0	4373
14	Darbhanga	462	1080	623	317	517	0	0	2	0	0	3001
15	Dehradun	84	680	312	518	710	0	0	1	0	0	2305
16	Delhi-1	699	4515	511	3383	4561	0	0	6	0	0	13675
17	Delhi-2	592	15721	2209	4448	11478	0	0	35	0	0	34483
18	Delhi-3	1289	7503	1698	2478	6355	15	0	18	0	9440	28796
19	Deoghar	90	337	900	276	492	3	2	1	0	0	2101
20	Gangtok	25	78	370	45	374	0	0	0	0	0	892
21	Guwahati	231	1429	513	410	1028	0	0	0	0	0	3611
22	Hyderabad	334	2743	2268	586	880	0	0	1	1	0	6813
23	Imphal	121	57	562	74	145	0	0	0	0	0	959
24	Itanagar	0	810	96	40	290	3	3	0	1	0	1243
25	Jabalpur	8	150	110	114	55	0	0	0	0	199	636
26	Jaipur	220	678	557	391	88	21	6	1	1	0	1963
27	Jammu	2512	1813	2100	866	2813	30	30	1	0	0	10165
28	Jodhpur	92	3258	900	172	210	0	0	1	0	0	4633
29	Jorhat	8	327	1052	144	99	41	4	0	0	0	1675
30	Karnal	425	2125	840	1386	1311	0	0	0	0	0	6087
31	Khanna	176	1298	2191	505	296	0	0	0	5	0	4471
32	Kohima	0	62	163	170	51	38	0	0	0	0	484
33	Kolkata	123	3211	1212	687	1010	0	0	0	0	0	6243
34	Koraput	253	320	794	175	328	0	0	2	2	0	1874
35	Lucknow	108	225	250	673	200	10	0	1	0	0	1467
36	Madurai	81	476	190	141	95	54	107	0	0	0	1144
37	Mumbai	41	2400	452	753	574	40	35	4	0	0	4299
38	Nagpur	187	8542	896	208	835	11	7	0	0	0	10686
39	NOIDA	648	2279	419	899	2436	7	4	7	0	0	6699
40	Panaji	190	340	826	123	394	0	0	0	0	0	1873
41	Patna	76	587	1100	1680	1264	35	0	5	0	0	4747
42	Port Blair	135	143	185	168	125	0	0	0	0	0	756
43	Pune	323	417	0	445	0	0	302	1	1	0	1489
44	Raghunathganj	67	238	332	8	121	0	0	0	0	0	766
45	Raipur	56	315	287	85	297	3	0	0	1	0	1044
46	Rajkot	113	336	0	120	284	0	0	0	0	0	853
47	Ranchi	139	3329	1883	378	1664	0	2	0	0	12	7407
48	Saharsa	195	453	458	263	653	0	0	0	0	0	2022
49	Shillong	624	365	430	152	462	0	0	0	0	0	2033

50	Shimla	3	5126	1639	600	553	0	0	2	0	0	7923
51	Siliguri	208	435	322	170	586	1	1	0	0	0	1723
52	Srinagar	45	1972	881	405	4022	135	0	0	0	0	7460
53	Trivandrum	687	2985	2874	408	2014	22	3	1	0	0	8994
54	Varanasi	118	1252	1587	430	1748	74	21	2	0	0	5232
55	Vatakara	454	476	1202	649	286	0	0	1	0	0	3068
56	Vijayawada	8	234	502	110	183	0	0	0	0	0	1037
57	Vishakhapatnam	32	362	236	288	353	1	1	1	0	0	1274
	<b>Total</b>	15074	99299	41095	30739	57855	785	637	109	16	9652	255261



**Table 31** Regional Centre wise total number of students' queries handled in April 2024.

S. No.	Name of Regional Center	Total queries	% of total
1	Agartala	1204	0.47
2	Ahmedabad	3937	1.54
3	Aizwal	608	0.24
4	Aligarh	641	0.25
5	Angul	1275	0.5
6	Bangalore	1441	0.56
7	Bhagalpur	1088	0.43
8	Bhopal	6247	2.45
9	Bhubaneswar	8215	3.22
10	Bijapur	1274	0.5
11	Chandigarh	2634	1.03
12	Chennai	2218	0.87
13	Cochin	4373	1.71
14	Darbhanga	3001	1.18
15	Dehradun	2305	0.9
16	Delhi-1	13675	5.36
17	Delhi-2	34483	13.51
18	Delhi-3	28796	11.28
19	Deoghar	2101	0.82
20	Gangtok	892	0.35
21	Guwahati	3611	1.41
22	Hyderabad	6813	2.67
23	Imphal	959	0.38
24	Itanagar	1243	0.49
25	Jabalpur	636	0.25
26	Jaipur	1963	0.77
27	Jammu	10165	3.98
28	Jodhpur	4633	1.82
29	Jorhat	1675	0.66
30	Karnal	6087	2.38
31	Khanna	4471	1.75
32	Kohima	484	0.19
33	Kolkata	6243	2.45
34	Koraput	1874	0.73
35	Lucknow	1467	0.57
36	Madurai	1144	0.45
37	Mumbai	4299	1.68
38	Nagpur	10686	4.19
39	NOIDA	6699	2.62


40	Panaji	1873	0.73
41	Patna	4747	1.86
42	Port Blair	756	0.3
43	Pune	1489	0.58
44	Raghunathganj	766	0.3
45	Raipur	1044	0.41
46	Rajkot	853	0.33
47	Ranchi	7407	2.9
48	Saharsa	2022	0.79
49	Shillong	2033	0.8
50	Shimla	7923	3.1
51	Siliguri	1723	0.67
52	Srinagar	7460	2.92
53	Trivandrum	8994	3.52
54	Varanasi	5232	2.05
55	Vatakara	3068	1.2
56	Vijayawada	1037	0.41
57	Vishakhapatnam	1274	0.5
	<b>Total</b>	255261	100

**Table 32** Regional Centers wise number of SMSs utilized for students support in APRIL 2024.

S. No.	Name of Regional Center	Total SMS used	% of total
1	Agartala	34	0.01
2	Ahmedabad	0	0
3	Aizwal	779	0.25
4	Aligarh	0	0
5	Angul	0	0
6	Bangalore	0	0
7	Bhagalpur	6398	2.06
8	Bhopal	0	0
9	Bhubaneswar	41100	13.25
10	Bijapur	2436	0.79
11	Chandigarh	362	0.12
12	Chennai	3750	1.21
13	Cochin	0	0
14	Darbhanga	11029	3.55
15	Dehradun	1602	0.52
16	Delhi-1	0	0
17	Delhi-2	834	0.27
18	Delhi-3	38725	12.48
19	Deoghar	16414	5.29
20	Gangtok	0	0
21	Guwahati	0	0
22	Hyderabad	2599	0.84
23	Imphal	12548	4.04
24	Itanagar	0	0
25	Jabalpur	1643	0.53
26	Jaipur	21110	6.8
27	Jammu	1104	0.36
28	Jodhpur	0	0
29	Jorhat	154	0.05
30	Karnal	0	0
31	Khanna	0	0
32	Kohima	0	0
33	Kolkata	500	0.16
34	Koraput	13821	4.45
35	Lucknow	29045	9.36
36	Madurai	6790	2.19
37	Mumbai	0	0
38	Nagpur	55	0.02
39	NOIDA	0	0
40	Panaji	0	0
41	Patna	7986	2.57



42	Port Blair	0	0
43	Pune	2245	0.72
44	Raghunathganj	0	0
45	Raipur	0	0
46	Rajkot	627	0.2
47	Ranchi	15088	4.86
48	Saharsa	133	0.04
49	Shillong	896	0.29
50	Shimla	126	0.04
51	Siliguri	0	0
52	Srinagar	1295	0.42
53	Trivandrum	0	0
54	Varanasi	13185	4.25
55	Vatakara	0	0
56	Vijayawada	7066	2.28
57	Vishakhapatnam	48808	15.73
	<b>Total</b>	310287	100



**Table 33** Regional centers wise number of grievance redressal camp(s) organized by RCs/LSCs in online and face to face mode in JANUARY 2024

S. No.	Name of Regional Center	Number of Grievance Redressal Camp(s) organized by RCs/LSCs - (ONLINE mode)	Number of Grievance Redressal Camp(s) organized by RCs/LSCs - (face to face mode)	Total	% of total
1	Agartala	0	0	0	0
2	Ahmedabad	0	0	0	0
3	Aizwal	0	0	0	0
4	Aligarh	0	0	0	0
5	Angul	0	0	0	0
6	Bangalore	10	5	15	12.1
7	Bhagalpur	0	0	0	0
8	Bhopal	0	0	0	0
9	Bhubaneswar	0	0	0	0
10	Bijapur	0	2	2	1.61
11	Chandigarh	0	3	3	2.42
12	Chennai	1	0	1	0.81
13	Cochin	0	0	0	0
14	Darbhanga	0	0	0	0
15	Dehradun	4	1	5	4.03
16	Delhi-1	0	0	0	0
17	Delhi-2	1	0	1	0.81
18	Delhi-3	0	0	0	0
19	Deoghar	0	0	0	0
20	Gangtok	0	0	0	0
21	Guwahati	1	0	1	0.81
22	Hyderabad	0	0	0	0
23	Imphal	0	0	0	0
24	Itanagar	0	0	0	0
25	Jabalpur	0	0	0	0
26	Jaipur	3	0	3	2.42
27	Jammu	4	5	9	7.26
28	Jodhpur	3	0	3	2.42
29	Jorhat	0	0	0	0
30	Karnal	4	39	43	34.68
31	Khanna	0	5	5	4.03
32	Kohima	0	0	0	0
33	Kolkata	0	1	1	0.81
34	Koraput	2	0	2	1.61
35	Lucknow	1	4	5	4.03

36	Madurai	1	0	1	0.81
37	Mumbai	2	0	2	1.61
38	Nagpur	0	0	0	0
39	NOIDA	0	0	0	0
40	Panaji	0	0	0	0
41	Patna	1	0	1	0.81
42	Port Blair	0	0	0	0
43	Pune	0	0	0	0
44	Raghunathganj	0	0	0	0
45	Raipur	3	3	6	4.84
46	Rajkot	0	0	0	0
47	Ranchi	4	0	4	3.23
48	Saharsa	0	0	0	0
49	Shillong	0	0	0	0
50	Shimla	0	0	0	0
51	Siliguri	0	0	0	0
52	Srinagar	2	3	5	4.03
53	Trivandrum	0	0	0	0
54	Varanasi	2	2	4	3.23
55	Vatakara	0	0	0	0
56	Vijayawada	0	0	0	0
57	Vishakhapatnam	2	0	2	1.61
	<b>Total</b>	51	73	124	100

## **Part IX - Academic Activities by Regional Centre**



**Table 34** Regional centers wise number of research and professional development by regional center academics in April 2024.

S. No.	Name of Regional Center	Total R & D	% of total R&D
1	Agartala	0	0
2	Ahmedabad	0	0
3	Aizwal	9	8.41
4	Aligarh	0	0
5	Angul	0	0
6	Bangalore	5	4.67
7	Bhagalpur	12	11.21
8	Bhopal	0	0
9	Bhubaneswar	0	0
10	Bijapur	4	3.74
11	Chandigarh	0	0
12	Chennai	3	2.8
13	Cochin	3	2.8
14	Darbhanga	3	2.8
15	Dehradun	0	0
16	Delhi-1	1	0.93
17	Delhi-2	5	4.67
18	Delhi-3	3	2.8
19	Deoghar	3	2.8
20	Gangtok	2	1.87
21	Guwahati	0	0
22	Hyderabad	1	0.93
23	Imphal	0	0
24	Itanagar	0	0
25	Jabalpur	13	12.15
26	Jaipur	4	3.74
27	Jammu	1	0.93
28	Jodhpur	1	0.93
29	Jorhat	0	0
30	Karnal	0	0
31	Khanna	0	0
32	Kohima	0	0
33	Kolkata	0	0
34	Koraput	6	5.61
35	Lucknow	12	11.21
36	Madurai	1	0.93
37	Mumbai	0	0
38	Nagpur	0	0
39	NOIDA	0	0
40	Panaji	0	0

41	Patna	6	5.61
42	Port Blair	1	0.93
43	Pune	0	0
44	Raghunathganj	0	0
45	Raipur	1	0.93
46	Rajkot	2	1.87
47	Ranchi	0	0
48	Saharsa	0	0
49	Shillong	1	0.93
50	Shimla	1	0.93
51	Siliguri	0	0
52	Srinagar	0	0
53	Trivandrum	0	0
54	Varanasi	0	0
55	Vatakara	0	0
56	Vijayawada	0	0
57	Vishakhapatnam	3	2.8
	<b>Total</b>	107	100




**PART X–Accounts & Finance**

**Table 35:** Regional Centre wise total expenditure in APRIL 2024.

S. No.	Name of Regional Center	Total expenditures	% of total
1	Agartala	1436975	1.242575
2	Ahmedabad	6211050	1.491224
3	Aizwal	1367726	1.084825
4	Aligarh	0	0
5	Angul	558187	0.711676
6	Bangalore	0	1.580152
7	Bhagalpur	6752006	0.807767
8	Bhopal	4443897	1.308602
9	Bhubaneswar	8674802	1.282046
10	Bijapur	3683713	0.767625
11	Chandigarh	2393398	2.042648
12	Chennai	3110393	0.924319
13	Cochin	8035661	1.981552
14	Darbhanga	6832646	0.692869
15	Dehradun	5263569	2.000731
16	Delhi-1	23980302	7.416594
17	Delhi-2	20439922	5.112701
18	Delhi-3	11466410	5.899511
19	Deoghar	6498938	1.703908
20	Gangtok	1485227	0.540598
21	Guwahati	1558436	1.708733
22	Hyderabad	3578700	1.4111
23	Imphal	1641646	1.555244
24	Itanagar	614224	1.040739
25	Jabalpur	3497185	0.900468
26	Jaipur	4814683	2.331825
27	Jammu	13478053	0.791583
28	Jodhpur	7336468	1.889922
29	Jorhat	2641000	0.361946
30	Karnal	14255610	1.552467
31	Khanna	4309339	1.46331
32	Kohima	1960201	0.935703
33	Kolkata	11549739	4.370674
34	Koraput	2011643	0.715413
35	Lucknow	9044290	3.944005
36	Madurai	1294144	0.992745
37	Mumbai	3643043	1.036644
38	Nagpur	5277338	1.402686
39	NOIDA	15319527	5.308618
40	Panaji	2045997	1.330667
41	Patna	8497280	1.158922



42	Port Blair	2900536	0.594376
43	Pune	4182085	1.712342
44	Raghunathganj	0	0
45	Raipur	3191859	1.133008
46	Rajkot	1442201	0.491957
47	Ranchi	5999207	3.342877
48	Saharsa	5638855	0.523546
49	Shillong	2400183	1.358474
50	Shimla	8298987	4.061804
51	Siliguri	2847794	1.192965
52	Srinagar	11435755	2.764422
53	Trivandrum	6115182	2.000953
54	Varanasi	4008239	3.2181
55	Vatakara	6650709	0.889031
56	Vijayawada	1380605	1.059307
57	Vishakhapatnam	1549597	0.861502
	<b>Total</b>	309045162	100



**Table 36** Regional Centre wise expenditure on Salaries of Regular Staff in APRIL 2024.

S. No.	Name of Regional Center	Regular Staff Salary	Total expenditures	% of total
1	Agartala	1572121	1770427	88.8
2	Ahmedabad	2702479	2886583	93.62
3	Aizwal	1516514	2403776	63.09
4	Aligarh	0	0	0
5	Angul	489962	2659483	18.42
6	Bangalore	5426465	6080709	89.24
7	Bhagalpur	1909990	2329945	81.98
8	Bhopal	3952277	5335998	74.07
9	Bhubaneswar	4066918	5649349	71.99
10	Bijapur	743939	925146	80.41
11	Chandigarh	3379492	3569910	94.67
12	Chennai	3259029	3718360	87.65
13	Cochin	3599232	6671053	53.95
14	Darbhanga	1417577	3019210	46.95
15	Dehradun	2147544	2350149	91.38
16	Delhi-1	0	47336	0
17	Delhi-2	2988205	8283098	36.08
18	Delhi-3	1575928	2572424	61.26
19	Deoghar	1083714	1270484	85.3
20	Gangtok	1718962	1920023	89.53
21	Guwahati	1490382	2073300	71.88
22	Hyderabad	4283424	5036599	85.05
23	Imphal	2161834	2740412	78.89
24	Itanagar	920432	1493583	61.63
25	Jabalpur	2404520	2949378	81.53
26	Jaipur	2221604	3229852	68.78
27	Jammu	2633278	3143758	83.76
28	Jodhpur	1015688	2166524	46.88
29	Jorhat	952633	1273089	74.83
30	Karnal	2685798	2921282	91.94
31	Khanna	2307280	3856663	59.83
32	Kohima	9	673481	0
33	Kolkata	4148491	5835395	71.09
34	Koraput	2249907	3052344	73.71
35	Lucknow	2514486	2920892	86.09
36	Madurai	2770706	3279465	84.49
37	Mumbai	1205832	2598760	46.4
38	Nagpur	1037256	1526348	67.96
39	NOIDA	5940958	6749089	88.03
40	Panaji	1857570	2906698	63.91


41	Patna	4434877	5187092	85.5
42	Port Blair	1677356	2608138	64.31
43	Pune	3388471	4197300	80.73
44	Raghunathganj	0	0	0
45	Raipur	2299452	3458689	66.48
46	Rajkot	1516759	2181515	69.53
47	Ranchi	3645658	5542282	65.78
48	Saharsa	1171668	1589547	73.71
49	Shillong	3308955	3977975	83.18
50	Shimla	2141910	3501773	61.17
51	Siliguri	895287	1393478	64.25
52	Srinagar	893957	1477287	60.51
53	Trivandrum	2029284	3401099	59.67
54	Varanasi	1213208	2352327	51.57
55	Vatakara	1476903	1731564	85.29
56	Vijayawada	3205255	3751109	85.45
57	Vishakhapatnam	861919	961273	89.66
	<b>Total</b>	122513355	171202823	71.56



**Table 37** Regional Centre wise expenditure on salaries of DW staff in APRIL 2024.

S. No.	Name of Regional Center	Daily Wage payment	Total Expenditure	% of total expenditure
1	Agartala	161746	1770427	9.14
2	Ahmedabad	39890	2886583	1.38
3	Aizwal	100370	2403776	4.18
4	Aligarh	0	0	0
5	Angul	4446	2659483	0.17
6	Bangalore	109337	6080709	1.8
7	Bhagalpur	129142	2329945	5.54
8	Bhopal	165113	5335998	3.09
9	Bhubaneswar	254563	5649349	4.51
10	Bijapur	120740	925146	13.05
11	Chandigarh	3000	3569910	0.08
12	Chennai	12142	3718360	0.33
13	Cochin	150360	6671053	2.25
14	Darbhangha	205567	3019210	6.81
15	Dehradun	3903	2350149	0.17
16	Delhi-1	0	47336	0
17	Delhi-2	828554	8283098	10
18	Delhi-3	644457	2572424	25.05
19	Deoghar	76000	1270484	5.98
20	Gangtok	79440	1920023	4.14
21	Guwahati	184365	2073300	8.89
22	Hyderabad	0	5036599	0
23	Imphal	59508	2740412	2.17
24	Itanagar	268857	1493583	18
25	Jabalpur	144892	2949378	4.91
26	Jaipur	171627	3229852	5.31
27	Jammu	221275	3143758	7.04
28	Jodhpur	82260	2166524	3.8
29	Jorhat	18648	1273089	1.46
30	Karnal	14000	2921282	0.48
31	Khanna	268750	3856663	6.97
32	Kohima	3	673481	0
33	Kolkata	258401	5835395	4.43
34	Koraput	147992	3052344	4.85
35	Lucknow	155261	2920892	5.32
36	Madurai	0	3279465	0
37	Mumbai	424894	2598760	16.35
38	Nagpur	0	1526348	0
39	NOIDA	408572	6749089	6.05
40	Panaji	126615	2906698	4.36

41	Patna	85875	5187092	1.66
42	Port Blair	133544	2608138	5.12
43	Pune	114890	4197300	2.74
44	Raghunathganj	0	0	0
45	Raipur	170929	3458689	4.94
46	Rajkot	140248	2181515	6.43
47	Ranchi	209616	5542282	3.78
48	Saharsa	115235	1589547	7.25
49	Shillong	0	3977975	0
50	Shimla	189774	3501773	5.42
51	Siliguri	132791	1393478	9.53
52	Srinagar	432233	1477287	29.26
53	Trivandrum	0	3401099	0
54	Varanasi	153749	2352327	6.54
55	Vatakara	173820	1731564	10.04
56	Vijayawada	95810	3751109	2.55
57	Vishakhapatnam	2700	961273	0.28
	<b>Total</b>	8195904	171202823	4.79



**Table 38** Regional Centre wise expenditure on Regional Centre' Security in APRIL 2024.

S. No.	Name of Regional Center	Security	Total Expenditure	% of total expnditure
1	Agartala	24480	1770427	1.38
2	Ahmedabad	63666	2886583	2.21
3	Aizwal	0	2403776	0
4	Aligarh	0	0	0
5	Angul	0	2659483	0
6	Bangalore	0	6080709	0
7	Bhagalpur	0	2329945	0
8	Bhopal	111153	5335998	2.08
9	Bhubaneswar	174792	5649349	3.09
10	Bijapur	0	925146	0
11	Chandigarh	0	3569910	0
12	Chennai	69494	3718360	1.87
13	Cochin	229137	6671053	3.43
14	Darbhanga	83223	3019210	2.76
15	Dehradun	0	2350149	0
16	Delhi-1	0	47336	0
17	Delhi-2	0	8283098	0
18	Delhi-3	0	2572424	0
19	Deoghar	0	1270484	0
20	Gangtok	34581	1920023	1.8
21	Guwahati	87466	2073300	4.22
22	Hyderabad	55016	5036599	1.09
23	Imphal	0	2740412	0
24	Itanagar	46254	1493583	3.1
25	Jabalpur	131158	2949378	4.45
26	Jaipur	85812	3229852	2.66
27	Jammu	79358	3143758	2.52
28	Jodhpur	0	2166524	0
29	Jorhat	149661	1273089	11.76
30	Karnal	71465	2921282	2.45
31	Khanna	1033571	3856663	26.8
32	Kohima	0	673481	0
33	Kolkata	81005	5835395	1.39
34	Koraput	45483	3052344	1.49
35	Lucknow	0	2920892	0
36	Madurai	53921	3279465	1.64
37	Mumbai	110997	2598760	4.27
38	Nagpur	51143	1526348	3.35
39	NOIDA	0	6749089	0
40	Panaji	135919	2906698	4.68

41	Patna	0	5187092	0
42	Port Blair	0	2608138	0
43	Pune	0	4197300	0
44	Raghunathganj	0	0	0
45	Raipur	59375	3458689	1.72
46	Rajkot	0	2181515	0
47	Ranchi	102958	5542282	1.86
48	Saharsa	0	1589547	0
49	Shillong	110875	3977975	2.79
50	Shimla	54746	3501773	1.56
51	Siliguri	90723	1393478	6.51
52	Srinagar	0	1477287	0
53	Trivandrum	0	3401099	0
54	Varanasi	84630	2352327	3.6
55	Vatakara	0	1731564	0
56	Vijayawada	60548	3751109	1.61
57	Vishakhapatnam	0	961273	0
	<b>Total</b>	3572610	171202823	2.09

**Table 39** Regional Centre wise expenditure on rent of Regional Centre' Building in APRIL 2024.

S. No.	Name of Regional Center	Building Rent	Total Expenditure	% of total expenditure
1	Agartala	0	1770427	0
2	Ahmedabad	0	2886583	0
3	Aizwal	0	2403776	0
4	Aligarh	0	0	0
5	Angul	0	2659483	0
6	Bangalore	277381	6080709	4.56
7	Bhagalpur	0	2329945	0
8	Bhopal	0	5335998	0
9	Bhubaneswar	0	5649349	0
10	Bijapur	0	925146	0
11	Chandigarh	0	3569910	0
12	Chennai	119794	3718360	3.22
13	Cochin	0	6671053	0
14	Darbhanga	0	3019210	0
15	Dehradun	0	2350149	0
16	Delhi-1	0	47336	0
17	Delhi-2	531000	8283098	6.41
18	Delhi-3	0	2572424	0
19	Deoghar	0	1270484	0
20	Gangtok	80000	1920023	4.17
21	Guwahati	0	2073300	0
22	Hyderabad	269169	5036599	5.34
23	Imphal	0	2740412	0
24	Itanagar	0	1493583	0
25	Jabalpur	0	2949378	0
26	Jaipur	0	3229852	0
27	Jammu	0	3143758	0
28	Jodhpur	0	2166524	0
29	Jorhat	0	1273089	0
30	Karnal	0	2921282	0
31	Khanna	0	3856663	0
32	Kohima	40100	673481	5.95
33	Kolkata	0	5835395	0
34	Koraput	262190	3052344	8.59
35	Lucknow	0	2920892	0
36	Madurai	0	3279465	0
37	Mumbai	0	2598760	0
38	Nagpur	0	1526348	0
39	NOIDA	0	6749089	0




40	Panaji	147828	2906698	5.09
41	Patna	0	5187092	0
42	Port Blair	9028	2608138	0.35
43	Pune	0	4197300	0
44	Raghunathganj	0	0	0
45	Raipur	0	3458689	0
46	Rajkot	0	2181515	0
47	Ranchi	0	5542282	0
48	Saharsa	0	1589547	0
49	Shillong	0	3977975	0
50	Shimla	0	3501773	0
51	Siliguri	34667	1393478	2.49
52	Srinagar	0	1477287	0
53	Trivandrum	0	3401099	0
54	Varanasi	65048	2352327	2.77
55	Vatakara	29850	1731564	1.72
56	Vijayawada	72328	3751109	1.93
57	Vishakhapatnam	0	961273	0
	<b>Total</b>	1938383	171202823	1.13

**Table 40** Regional Centre wise expenditure on tours and travels in APRIL 2024.

S. No.	Name of Regional Center	Travel and hiring of taxi	Total Expenditure	% of total expenditure
1	Agartala	0	1770427	0
2	Ahmedabad	0	2886583	0
3	Aizwal	0	2403776	0
4	Aligarh	0	0	0
5	Angul	0	2659483	0
6	Bangalore	0	6080709	0
7	Bhagalpur	0	2329945	0
8	Bhopal	0	5335998	0
9	Bhubaneswar	683	5649349	0.01
10	Bijapur	2888	925146	0.31
11	Chandigarh	5186	3569910	0.15
12	Chennai	5099	3718360	0.14
13	Cochin	0	6671053	0
14	Darbhanga	3725	3019210	0.12
15	Dehradun	0	2350149	0
16	Delhi-1	6320	47336	13.35
17	Delhi-2	1080	8283098	0.01
18	Delhi-3	0	2572424	0
19	Deoghar	2718	1270484	0.21
20	Gangtok	3979	1920023	0.21
21	Guwahati	0	2073300	0
22	Hyderabad	0	5036599	0
23	Imphal	0	2740412	0
24	Itanagar	15900	1493583	1.06
25	Jabalpur	0	2949378	0
26	Jaipur	7475	3229852	0.23
27	Jammu	0	3143758	0
28	Jodhpur	0	2166524	0
29	Jorhat	10000	1273089	0.79
30	Karnal	0	2921282	0
31	Khanna	0	3856663	0
32	Kohima	3150	673481	0.47
33	Kolkata	1780	5835395	0.03
34	Koraput	0	3052344	0
35	Lucknow	0	2920892	0
36	Madurai	0	3279465	0
37	Mumbai	0	2598760	0
38	Nagpur	9332	1526348	0.61
39	NOIDA	7870	6749089	0.12
40	Panaji	5740	2906698	0.2

41	Patna	0	5187092	0
42	Port Blair	0	2608138	0
43	Pune	13925	4197300	0.33
44	Raghunathganj	0	0	0
45	Raipur	0	3458689	0
46	Rajkot	0	2181515	0
47	Ranchi	0	5542282	0
48	Saharsa	0	1589547	0
49	Shillong	0	3977975	0
50	Shimla	28544	3501773	0.82
51	Siliguri	0	1393478	0
52	Srinagar	10492	1477287	0.71
53	Trivandrum	8912	3401099	0.26
54	Varanasi	0	2352327	0
55	Vatakara	0	1731564	0
56	Vijayawada	0	3751109	0
57	Vishakhapatnam	2000	961273	0.21
	<b>Total</b>	156798	171202823	0.09



**Table 41** Regional Centre wise expenditure on meetings/orientations/workshops' in APRIL 2024.


S. No.	Name of Regional Center	Meeting/ workshop/Orientation Programme etc	Total Expenditure	% of total expenditure
1	Agartala	4000	1770427	0.23
2	Ahmedabad	0	2886583	0
3	Aizwal	0	2403776	0
4	Aligarh	0	0	0
5	Angul	0	2659483	0
6	Bangalore	0	6080709	0
7	Bhagalpur	0	2329945	0
8	Bhopal	0	5335998	0
9	Bhubaneswar	0	5649349	0
10	Bijapur	0	925146	0
11	Chandigarh	0	3569910	0
12	Chennai	0	3718360	0
13	Cochin	0	6671053	0
14	Darbhanga	0	3019210	0
15	Dehradun	0	2350149	0
16	Delhi-1	0	47336	0
17	Delhi-2	14080	8283098	0.17
18	Delhi-3	0	2572424	0
19	Deoghar	0	1270484	0
20	Gangtok	0	1920023	0
21	Guwahati	0	2073300	0
22	Hyderabad	0	5036599	0
23	Imphal	0	2740412	0
24	Itanagar	0	1493583	0
25	Jabalpur	0	2949378	0
26	Jaipur	4150	3229852	0.13
27	Jammu	0	3143758	0
28	Jodhpur	0	2166524	0
29	Jorhat	0	1273089	0
30	Karnal	0	2921282	0
31	Khanna	0	3856663	0
32	Kohima	0	673481	0
33	Kolkata	0	5835395	0
34	Koraput	0	3052344	0
35	Lucknow	0	2920892	0
36	Madurai	0	3279465	0
37	Mumbai	0	2598760	0
38	Nagpur	4662	1526348	0.31
39	NOIDA	0	6749089	0

40	Panaji	12400	2906698	0.43
41	Patna	0	5187092	0
42	Port Blair	0	2608138	0
43	Pune	0	4197300	0
44	Raghunathganj	0	0	0
45	Raipur	0	3458689	0
46	Rajkot	0	2181515	0
47	Ranchi	0	5542282	0
48	Saharsa	0	1589547	0
49	Shillong	0	3977975	0
50	Shimla	0	3501773	0
51	Siliguri	0	1393478	0
52	Srinagar	0	1477287	0
53	Trivandrum	443036	3401099	13.03
54	Varanasi	0	2352327	0
55	Vatakara	0	1731564	0
56	Vijayawada	0	3751109	0
57	Vishakhapatnam	0	961273	0
	<b>Total</b>	482328	171202823	0.28

Table 42 Regional Centre wise expenditure on Printing/Publicity etc in APRIL 2024.

S. No.	Name of Regional Center	Printing/Publicity	Total Expenditure	% of total expenditure
1	Agartala	0	1770427	0
2	Ahmedabad	0	2886583	0
3	Aizwal	0	2403776	0
4	Aligarh	0	0	0
5	Angul	0	2659483	0
6	Bangalore	12361	6080709	0.2
7	Bhagalpur	0	2329945	0
8	Bhopal	0	5335998	0
9	Bhubaneswar	0	5649349	0
10	Bijapur	0	925146	0
11	Chandigarh	0	3569910	0
12	Chennai	0	3718360	0
13	Cochin	0	6671053	0
14	Darbhanga	320	3019210	0.01
15	Dehradun	0	2350149	0
16	Delhi-1	0	47336	0
17	Delhi-2	0	8283098	0
18	Delhi-3	0	2572424	0
19	Deoghar	0	1270484	0
20	Gangtok	0	1920023	0
21	Guwahati	0	2073300	0
22	Hyderabad	0	5036599	0
23	Imphal	0	2740412	0
24	Itanagar	0	1493583	0
25	Jabalpur	0	2949378	0
26	Jaipur	6372	3229852	0.2
27	Jammu	0	3143758	0
28	Jodhpur	1196	2166524	0.06
29	Jorhat	0	1273089	0
30	Karnal	0	2921282	0
31	Khanna	0	3856663	0
32	Kohima	8125	673481	1.21
33	Kolkata	0	5835395	0
34	Koraput	0	3052344	0
35	Lucknow	800	2920892	0.03
36	Madurai	0	3279465	0
37	Mumbai	0	2598760	0
38	Nagpur	0	1526348	0
39	NOIDA	0	6749089	0
40	Panaji	14160	2906698	0.49

41	Patna	3516	5187092	0.07
42	Port Blair	0	2608138	0
43	Pune	0	4197300	0
44	Raghunathganj	0	0	0
45	Raipur	0	3458689	0
46	Rajkot	0	2181515	0
47	Ranchi	0	5542282	0
48	Saharsa	0	1589547	0
49	Shillong	0	3977975	0
50	Shimla	4494	3501773	0.13
51	Siliguri	0	1393478	0
52	Srinagar	0	1477287	0
53	Trivandrum	0	3401099	0
54	Varanasi	2000	2352327	0.09
55	Vatakara	0	1731564	0
56	Vijayawada	0	3751109	0
57	Vishakhapatnam	700	961273	0.07
	<b>Total</b>	54044	171202823	0.03




**Table 43** Regional Centre wise other expenditure in APRIL 2024.

S. No.	Name of Regional Center	Other Expenditure	Total Expenditure	% of total expenditure
1	Agartala	0	1770427	0
2	Ahmedabad	0	2886583	0
3	Aizwal	0	2403776	0
4	Aligarh	0	0	0
5	Angul	0	2659483	0
6	Bangalore	12361	6080709	0.2
7	Bhagalpur	0	2329945	0
8	Bhopal	0	5335998	0
9	Bhubaneswar	0	5649349	0
10	Bijapur	0	925146	0
11	Chandigarh	0	3569910	0
12	Chennai	0	3718360	0
13	Cochin	0	6671053	0
14	Darbhanga	320	3019210	0.01
15	Dehradun	0	2350149	0
16	Delhi-1	0	47336	0
17	Delhi-2	0	8283098	0
18	Delhi-3	0	2572424	0
19	Deoghar	0	1270484	0
20	Gangtok	0	1920023	0
21	Guwahati	0	2073300	0
22	Hyderabad	0	5036599	0
23	Imphal	0	2740412	0
24	Itanagar	0	1493583	0
25	Jabalpur	0	2949378	0
26	Jaipur	6372	3229852	0.2
27	Jammu	0	3143758	0
28	Jodhpur	1196	2166524	0.06
29	Jorhat	0	1273089	0
30	Karnal	0	2921282	0
31	Khanna	0	3856663	0
32	Kohima	8125	673481	1.21
33	Kolkata	0	5835395	0
34	Koraput	0	3052344	0
35	Lucknow	800	2920892	0.03
36	Madurai	0	3279465	0
37	Mumbai	0	2598760	0
38	Nagpur	0	1526348	0
39	NOIDA	0	6749089	0
40	Panaji	14160	2906698	0.49



41	Patna	3516	5187092	0.07
42	Port Blair	0	2608138	0
43	Pune	0	4197300	0
44	Raghunathganj	0	0	0
45	Raipur	0	3458689	0
46	Rajkot	0	2181515	0
47	Ranchi	0	5542282	0
48	Saharsa	0	1589547	0
49	Shillong	0	3977975	0
50	Shimla	4494	3501773	0.13
51	Siliguri	0	1393478	0
52	Srinagar	0	1477287	0
53	Trivandrum	0	3401099	0
54	Varanasi	2000	2352327	0.09
55	Vatakara	0	1731564	0
56	Vijayawada	0	3751109	0
57	Vishakhapatnam	700	961273	0.07
	<b>Total</b>	54044	171202823	0.03



The background of the page features a large, light blue watermark of the Open University logo, which includes a stylized 'G' inside a circle and the text 'Open University' and 'THE PEOPLE'S UNIVERSITY' to its right.

## **PART XI – Expenditures On Functioning of Learner Support Centers**

**Table 44** Regional Centre wise expenditure on payment of salaries of Part-time functionaries of LSCs in APRIL 2024.

S. No.	Name of Regional Center	LSC/PSC/SSC Payments (Salary of Part Time functionaries)	Total Expenditure	% of total
1	Agartala	0	1770427	0
2	Ahmedabad	0	2886583	0
3	Aizwal	590370	2403776	24.56
4	Aligarh	0	0	0
5	Angul	194920	2659483	7.33
6	Bangalore	0	6080709	0
7	Bhagalpur	205368	2329945	8.81
8	Bhopal	574080	5335998	10.76
9	Bhubaneswar	496408	5649349	8.79
10	Bijapur	0	925146	0
11	Chandigarh	0	3569910	0
12	Chennai	213780	3718360	5.75
13	Cochin	549960	6671053	8.24
14	Darbhanga	0	3019210	0
15	Dehradun	0	2350149	0
16	Delhi-1	0	47336	0
17	Delhi-2	1943090	8283098	23.46
18	Delhi-3	0	2572424	0
19	Deoghar	0	1270484	0
20	Gangtok	0	1920023	0
21	Guwahati	0	2073300	0
22	Hyderabad	0	5036599	0
23	Imphal	0	2740412	0
24	Itanagar	111980	1493583	7.5
25	Jabalpur	0	2949378	0
26	Jaipur	0	3229852	0
27	Jammu	0	3143758	0
28	Jodhpur	0	2166524	0
29	Jorhat	7920	1273089	0.62
30	Karnal	0	2921282	0
31	Khanna	0	3856663	0
32	Kohima	421850	673481	62.64
33	Kolkata	816672	5835395	14
34	Koraput	180415	3052344	5.91
35	Lucknow	0	2920892	0
36	Madurai	0	3279465	0
37	Mumbai	655134	2598760	25.21
38	Nagpur	236600	1526348	15.5

39	NOIDA	0	6749089	0
40	Panaji	313760	2906698	10.79
41	Patna	0	5187092	0
42	Port Blair	93690	2608138	3.59
43	Pune	448250	4197300	10.68
44	Raghunathganj	0	0	0
45	Raipur	201480	3458689	5.83
46	Rajkot	0	2181515	0
47	Ranchi	0	5542282	0
48	Saharsa	0	1589547	0
49	Shillong	0	3977975	0
50	Shimla	753590	3501773	21.52
51	Siliguri	0	1393478	0
52	Srinagar	0	1477287	0
53	Trivandrum	488630	3401099	14.37
54	Varanasi	512293	2352327	21.78
55	Vatakara	0	1731564	0
56	Vijayawada	223760	3751109	5.97
57	Vishakhapatnam	0	961273	0
	<b>Total</b>	10234000	171202823	5.98

**Table 45** Regional Centre wise expenditure on payment for Counseling, Assignment Evaluation, Practical's etc in April 2024.

S. No.	Name of Regional Center	LSC/PSC/SSC Payments (Counselling, Assignment Evaluation, Practical's etc)	Total Expenditure	% of total expenditure
1	Agartala	0	1770427	0
2	Ahmedabad	19800	2886583	0.69
3	Aizwal	7345	2403776	0.31
4	Aligarh	0	0	0
5	Angul	1734879	2659483	65.23
6	Bangalore	0	6080709	0
7	Bhagalpur	0	2329945	0
8	Bhopal	130351	5335998	2.44
9	Bhubaneswar	468544	5649349	8.29
10	Bijapur	4600	925146	0.5
11	Chandigarh	116975	3569910	3.28
12	Chennai	9240	3718360	0.25
13	Cochin	1121261	6671053	16.81
14	Darbhangha	0	3019210	0
15	Dehradun	0	2350149	0
16	Delhi-1	0	47336	0
17	Delhi-2	564220	8283098	6.81
18	Delhi-3	49610	2572424	1.93
19	Deoghar	71200	1270484	5.6
20	Gangtok	0	1920023	0
21	Guwahati	37620	2073300	1.81
22	Hyderabad	299627	5036599	5.95
23	Imphal	2217	2740412	0.08
24	Itanagar	0	1493583	0
25	Jabalpur	0	2949378	0
26	Jaipur	15170	3229852	0.47
27	Jammu	0	3143758	0
28	Jodhpur	97707	2166524	4.51
29	Jorhat	0	1273089	0
30	Karnal	0	2921282	0
31	Khanna	15840	3856663	0.41
32	Kohima	3437	673481	0.51
33	Kolkata	0	5835395	0
34	Koraput	63780	3052344	2.09
35	Lucknow	0	2920892	0
36	Madurai	0	3279465	0
37	Mumbai	119568	2598760	4.6
38	Nagpur	0	1526348	0

39	NOIDA	0	6749089	0
40	Panaji	122205	2906698	4.2
41	Patna	0	5187092	0
42	Port Blair	7400	2608138	0.28
43	Pune	3000	4197300	0.07
44	Raghunathganj	0	0	0
45	Raipur	14000	3458689	0.4
46	Rajkot	0	2181515	0
47	Ranchi	52847	5542282	0.95
48	Saharsa	0	1589547	0
49	Shillong	24309	3977975	0.61
50	Shimla	156839	3501773	4.48
51	Siliguri	0	1393478	0
52	Srinagar	0	1477287	0
53	Trivandrum	431237	3401099	12.68
54	Varanasi	171149	2352327	7.28
55	Vatakara	0	1731564	0
56	Vijayawada	0	3751109	0
57	Vishakhapatnam	1150	961273	0.12
	<b>Total</b>	5937127	171202823	3.47

**Table 46** Regional Centre wise expenditure on the functioning (salaries + counseling, assignments, evaluation) of LSCs in APRIL 2024.

S. No.	Name of Regional Center	Total expenses on LSCs functioning	Total Expenditure	% of total on LSC functioning
1	Agartala	0	1770427	0
2	Ahmedabad	19800	2886583	0.69
3	Aizwal	7345	2403776	0.31
4	Aligarh	0	0	0
5	Angul	1734879	2659483	65.23
6	Bangalore	0	6080709	0
7	Bhagalpur	0	2329945	0
8	Bhopal	130351	5335998	2.44
9	Bhubaneswar	468544	5649349	8.29
10	Bijapur	4600	925146	0.5
11	Chandigarh	116975	3569910	3.28
12	Chennai	9240	3718360	0.25
13	Cochin	1121261	6671053	16.81
14	Darbhanga	0	3019210	0
15	Dehradun	0	2350149	0
16	Delhi-1	0	47336	0
17	Delhi-2	564220	8283098	6.81
18	Delhi-3	49610	2572424	1.93
19	Deoghar	71200	1270484	5.6
20	Gangtok	0	1920023	0
21	Guwahati	37620	2073300	1.81
22	Hyderabad	299627	5036599	5.95
23	Imphal	2217	2740412	0.08
24	Itanagar	0	1493583	0
25	Jabalpur	0	2949378	0
26	Jaipur	15170	3229852	0.47
27	Jammu	0	3143758	0
28	Jodhpur	97707	2166524	4.51
29	Jorhat	0	1273089	0
30	Karnal	0	2921282	0
31	Khanna	15840	3856663	0.41
32	Kohima	3437	673481	0.51
33	Kolkata	0	5835395	0
34	Koraput	63780	3052344	2.09
35	Lucknow	0	2920892	0
36	Madurai	0	3279465	0
37	Mumbai	119568	2598760	4.6
38	Nagpur	0	1526348	0
39	NOIDA	0	6749089	0

40	Panaji	122205	2906698	4.2
41	Patna	0	5187092	0
42	Port Blair	7400	2608138	0.28
43	Pune	3000	4197300	0.07
44	Raghunathganj	0	0	0
45	Raipur	14000	3458689	0.4
46	Rajkot	0	2181515	0
47	Ranchi	52847	5542282	0.95
48	Saharsa	0	1589547	0
49	Shillong	24309	3977975	0.61
50	Shimla	156839	3501773	4.48
51	Siliguri	0	1393478	0
52	Srinagar	0	1477287	0
53	Trivandrum	431237	3401099	12.68
54	Varanasi	171149	2352327	7.28
55	Vatakara	0	1731564	0
56	Vijayawada	0	3751109	0
57	Vishakhapatnam	1150	961273	0.12
	<b>Total</b>	5937127	171202823	3.47



The logo of Indira Gandhi National Open University (IGNOU) is centered in the background. It features a stylized blue 'U' with a dollar sign inside, followed by the word 'ignou' in a light blue sans-serif font, and 'THE PEOPLE'S UNIVERSITY' in a smaller, grey sans-serif font below it.

## **PART XII - Staff Strength**

**Table 47** Regional Centre wise staff strength in APRIL 2024.

S. No.	Name of Regional Center	Academic Staff	Non Academic Staff	Daily Wage staff Engaged at Regional Centre	Daily Wage staff Engaged at Ware House	Security Guards	Total staff strength
1	Agartala	2	6	8	0	3	19
2	Ahmedabad	3	7	3	0	3	15
3	Aizwal	2	6	6	0	0	14
4	Aligarh	1	0	2	0	0	3
5	Angul	1	2	1	0	0	5
6	Bangalore	4	12	5	0	3	0
7	Bhagalpur	3	3	5	0	0	11
8	Bhopal	5	10	10	0	3	28
9	Bhubaneswar	4	9	10	0	6	29
10	Bijapur	3	0	6	0	0	9
11	Chandigarh	3	8	3	0	0	14
12	Chennai	2	10	0	0	3	12
13	Cochin	3	10	5	0	8	26
14	Darbhanga	2	5	7	0	4	18
15	Dehradun	4	10	4	0	3	21
16	Delhi-1	4	13	24	0	9	50
17	Delhi-2	6	15	32	0	6	59
18	Delhi-3	3	9	21	4	0	37
19	Deoghar	3	4	5	0	3	16
20	Gangtok	2	4	5	0	3	13
21	Guwahati	2	10	7	0	3	22
22	Hyderabad	4	10	4	0	3	20
23	Imphal	2	7	4	0	0	13
24	Itanagar	2	2	16	5	3	28
25	Jabalpur	4	5	5	0	6	20
26	Jaipur	4	13	6	0	3	26
27	Jammu	4	3	10	0	6	22
28	Jodhpur	4	3	3	0	3	14
29	Jorhat	3	4	5	0	3	15
30	Karnal	3	10	1	0	3	17
31	Khanna	3	4	11	0	4	22
32	Kohima	1	8	3	0	0	12
33	Kolkata	3	13	10	0	3	29
34	Koraput	3	3	6	0	3	15
35	Lucknow	5	10	5	0	9	29

36	Madurai	3	8	2	1	3	16
37	Mumbai	2	3	7	0	3	16
38	Nagpur	3	5	0	0	3	11
39	NOIDA	5	14	13	0	6	38
40	Panaji	3	2	8	0	3	16
41	Patna	4	13	3	0	4	24
42	Port Blair	3	5	6	0	0	15
43	Pune	4	7	5	0	0	16
44	Raghunathganj	0	0	0	0	0	0
45	Raipur	3	3	9	0	3	18
46	Rajkot	2	4	7	0	0	12
47	Ranchi	3	10	8	0	3	24
48	Saharsa	2	4	6	0	3	15
49	Shillong	3	9	7	0	4	24
50	Shimla	3	5	6	0	2	13
51	Siliguri	2	5	6	0	3	16
52	Srinagar	3	1	13	12	3	33
53	Trivandrum	3	3	10	0	6	22
54	Varanasi	3	7	6	0	3	19
55	Vatakara	3	1	7	0	0	11
56	Vijayawada	3	6	4	0	3	16
57	Vishakhapatnam	2	3	3	0	0	8
	<b>Total</b>	169	366	394	22	164	1086

## **PART XIII – Ratio : Expenditure, Enrolment and Staff**



**Table 48** Expenditure – staff ratio in the APRIL 2024

S. No.	Name of Regional Center	Total Expenditure	Staff strength	Ratio of Exp-Staff
1	Agartala	1770427	19	93180.37
2	Ahmedabad	2886583	16	180411.44
3	Aizwal	2403776	14	171698.29
4	Aligarh	0	3	0
5	Angul	2659483	4	664870.75
6	Bangalore	6080709	24	253362.88
7	Bhagalpur	2329945	11	211813.18
8	Bhopal	5335998	28	190571.36
9	Bhubaneswar	5649349	29	194805.14
10	Bijapur	925146	9	102794
11	Chandigarh	3569910	14	254993.57
12	Chennai	3718360	15	247890.67
13	Cochin	6671053	26	256578.96
14	Darbhangha	3019210	18	167733.89
15	Dehradun	2350149	21	111911.86
16	Delhi-1	47336	50	946.72
17	Delhi-2	8283098	59	140391.49
18	Delhi-3	2572424	37	69524.97
19	Deoghar	1270484	15	84698.93
20	Gangtok	1920023	14	137144.5
21	Guwahati	2073300	22	94240.91
22	Hyderabad	5036599	21	239838.05
23	Imphal	2740412	13	210800.92
24	Itanagar	1493583	28	53342.25
25	Jabalpur	2949378	20	147468.9
26	Jaipur	3229852	26	124225.08
27	Jammu	3143758	23	136685.13
28	Jodhpur	2166524	13	166655.69
29	Jorhat	1273089	15	84872.6
30	Karnal	2921282	17	171840.12
31	Khanna	3856663	22	175302.86
32	Kohima	673481	12	56123.42
33	Kolkata	5835395	29	201220.52
34	Koraput	3052344	15	203489.6
35	Lucknow	2920892	29	100720.41
36	Madurai	3279465	17	192909.71
37	Mumbai	2598760	15	173250.67
38	Nagpur	1526348	11	138758.91

39	NOIDA	6749089	38	177607.61
40	Panaji	2906698	16	181668.62
41	Patna	5187092	24	216128.83
42	Port Blair	2608138	14	186295.57
43	Pune	4197300	16	262331.25
44	Raghunathganj	0	0	0
45	Raipur	3458689	18	192149.39
46	Rajkot	2181515	13	167808.85
47	Ranchi	5542282	24	230928.42
48	Saharsa	1589547	15	105969.8
49	Shillong	3977975	23	172955.43
50	Shimla	3501773	16	218860.81
51	Siliguri	1393478	16	87092.38
52	Srinagar	1477287	32	46165.22
53	Trivandrum	3401099	22	154595.41
54	Varanasi	2352327	19	123806.68
55	Vatakara	1731564	11	157414.91
56	Vijayawada	3751109	16	234444.31
57	Vishakhapatnam	961273	8	120159.12
	<b>Total</b>	171202823	1115	153545.13

**Table 49** Expenditure – enrollment (Fresh) ratio in the APRIL 2024

S. No.	Regional centre	Total Expenditure	Total enrollment	Expenditure-enrollment ratio
1	Agartala	1770427	4065	435.53
2	Ahmedabad	2886583	7288	396.07
3	Aizwal	2403776	3597	668.27
4	Aligarh	0	2275	0
5	Angul	2659483	663	4011.29
6	Bangalore	6080709	10900	557.86
7	Bhagalpur	2329945	5712	407.9
8	Bhopal	5335998	6327	843.37
9	Bhubaneswar	5649349	13908	406.19
10	Bijapur	925146	2237	413.57
11	Chandigarh	3569910	11791	302.77
12	Chennai	3718360	4794	775.63
13	Cochin	6671053	18742	355.94
14	Darbhanga	3019210	13003	232.19
15	Dehradun	2350149	9371	250.79
16	Delhi-1	47336	43767	1.08
17	Delhi-2	8283098	65996	125.51
18	Delhi-3	2572424	40845	62.98

19	Deoghar	1270484	6333	200.61
20	Gangtok	1920023	2635	728.66
21	Guwahati	2073300	13332	155.51
22	Hyderabad	5036599	6908	729.1
23	Imphal	2740412	3671	746.5
24	Itanagar	1493583	4206	355.11
25	Jabalpur	2949378	2536	1163
26	Jaipur	3229852	11040	292.56
27	Jammu	3143758	21184	148.4
28	Jodhpur	2166524	4787	452.58
29	Jorhat	1273089	5949	214
30	Karnal	2921282	37707	77.47
31	Khanna	3856663	14870	259.36
32	Kohima	673481	2191	307.39
33	Kolkata	5835395	22376	260.79
34	Koraput	3052344	4369	698.64
35	Lucknow	2920892	11738	248.84
36	Madurai	3279465	3252	1008.45
37	Mumbai	2598760	7762	334.81
38	Nagpur	1526348	3993	382.26
39	NOIDA	6749089	14783	456.54
40	Panaji	2906698	3529	823.66
41	Patna	5187092	37051	140
42	Port Blair	2608138	2142	1217.62
43	Pune	4197300	7151	586.95
44	Raghunathganj	0	459	0
45	Raipur	3458689	3394	1019.06
46	Rajkot	2181515	1418	1538.44
47	Ranchi	5542282	17247	321.35
48	Saharsa	1589547	11460	138.7
49	Shillong	3977975	5059	786.32
50	Shimla	3501773	27628	126.75
51	Siliguri	1393478	5605	248.61
52	Srinagar	1477287	27926	52.9
53	Trivandrum	3401099	14031	242.4
54	Varanasi	2352327	8474	277.59
55	Vatakara	1731564	19602	88.34
56	Vijayawada	3751109	3068	1222.66
57	Vishakhapatnam	961273	2522	381.16
	<b>Total</b>	171202823	668669	256.04

**Table 50** Enrollment (Fresh) – staff ratio in the APRIL 2024

S. No.	Regional centre	Total enrollment	Staff strength	Enroll-Staff ratio
1	Agartala	4065	19	213.95
2	Ahmedabad	7288	16	455.5
3	Aizwal	3597	14	256.93
4	Aligarh	2275	3	758.33
5	Angul	663	4	165.75
6	Bangalore	10900	24	454.17
7	Bhagalpur	5712	11	519.27
8	Bhopal	6327	28	225.96
9	Bhubaneswar	13908	29	479.59
10	Bijapur	2237	9	248.56
11	Chandigarh	11791	14	842.21
12	Chennai	4794	15	319.6
13	Cochin	18742	26	720.85
14	Darbhanga	13003	18	722.39
15	Dehradun	9371	21	446.24
16	Delhi-1	43767	50	875.34
17	Delhi-2	65996	59	1118.58
18	Delhi-3	40845	37	1103.92
19	Deoghar	6333	15	422.2
20	Gangtok	2635	14	188.21
21	Guwahati	13332	22	606
22	Hyderabad	6908	21	328.95
23	Imphal	3671	13	282.38
24	Itanagar	4206	28	150.21
25	Jabalpur	2536	20	126.8
26	Jaipur	11040	26	424.62
27	Jammu	21184	23	921.04
28	Jodhpur	4787	13	368.23
29	Jorhat	5949	15	396.6
30	Karnal	37707	17	2218.06
31	Khanna	14870	22	675.91
32	Kohima	2191	12	182.58
33	Kolkata	22376	29	771.59
34	Koraput	4369	15	291.27
35	Lucknow	11738	29	404.76
36	Madurai	3252	17	191.29
37	Mumbai	7762	15	517.47
38	Nagpur	3993	11	363
39	NOIDA	14783	38	389.03



40	Panaji	3529	16	220.56
41	Patna	37051	24	1543.79
42	Port Blair	2142	14	153
43	Pune	7151	16	446.94
44	Raghunathganj	459	0	0
45	Raipur	3394	18	188.56
46	Rajkot	1418	13	109.08
47	Ranchi	17247	24	718.62
48	Saharsa	11460	15	764
49	Shillong	5059	23	219.96
50	Shimla	27628	16	1726.75
51	Siliguri	5605	16	350.31
52	Srinagar	27926	32	872.69
53	Trivandrum	14031	22	637.77
54	Varanasi	8474	19	446
55	Vatakara	19602	11	1782
56	Vijayawada	3068	16	191.75
57	Vishakhapatnam	2522	8	315.25
	<b>Total</b>	668669	1115	599.7



## **PART XIV – Use of Digital Media Platforms by Regional Centres**

ignou  
THE PEOPLE'S  
UNIVERSITY

**Table 51** Regional Centre wise Digital Media Platforms used

S. No.	Regional Centre	Digital Media Platforms used by the Regional Centre/LSC for Online Meetings & Academic Counselling
1.	Agartala	Google Meet, WhatsApp
2.	Ahmedabad	Google Meet, Zoom
3.	Aizwal	Google Meet
4.	Angul	Google Meet, Zoom, Facebook, Youtube, Twitter, WhatsApp
5.	Aligarh	Google Meet, Zoom, Facebook, Twitter, WhatsApp
6.	Bangalore	Google Meet
7.	Bhagalpur	Google Meet, Zoom, Facebook, Youtube, Twitter, WhatsApp, INSTAGRAM
8.	Bhopal	Google Meet, Zoom, Facebook, Youtube, Twitter, WhatsApp
9.	Bhubaneswar	Google Meet
10.	Bijapur	Google Meet, Zoom, Facebook, Youtube
11.	Chandigarh	Google Meet, Zoom
12.	Chennai	Google Meet, Facebook, Youtube, Twitter
13.	Cochin	Google Meet, Zoom, Facebook, Youtube, Twitter, INSTAGRAM
14.	Darbhanga	Google Meet
15.	Dehradun	Google Meet, Zoom, Facebook, Youtube, Twitter, WhatsApp, Instagram, Telegram
16.	Delhi-1	Facebook, Youtube, Twitter
17.	Delhi-2	Google Meet, Zoom, Facebook
18.	Delhi-3	Google Meet, Zoom
19.	Deoghar	Google Meet, Zoom, Facebook, WhatsApp
20.	Gangtok	Google Meet, Facebook, Youtube, Twitter, WhatsApp, RC WEBSITE
21.	Guwahati	Google Meet, Zoom, Facebook, Youtube, Twitter, WhatsApp, Instagram
22.	Hyderabad	Google Meet, Zoom, Facebook, Youtube
23.	Imphal	Google Meet, Zoom, Facebook, Youtube, Twitter, WhatsApp
24.	Itanagar	Google Meet, Zoom
25.	Jabalpur	Google Meet, WhatsApp
26.	Jaipur	Google Meet, Zoom, Facebook, Youtube, Twitter, WhatsApp
27.	Jammu	Google Meet, Zoom, Facebook, Youtube, Twitter, WhatsApp
28.	Jodhpur	Google Meet, Zoom, Facebook, Youtube, Twitter, WhatsApp, TELEGRAM
29.	Jorhat	Google Meet, Zoom, Facebook, Youtube, Twitter, WhatsApp, Telegram
30.	Karnal	Google Meet, Zoom, Facebook, Youtube, Twitter, WhatsApp
31.	Khanna	Google Meet
32.	Kohima	Google Meet
33.	Kolkata	Google Meet, Zoom, Facebook, Youtube, Twitter
34.	Koraput	Google Meet, Zoom, Facebook, Youtube, Twitter
35.	Lucknow	Google Meet, Zoom, Facebook, Youtube, Twitter, WhatsApp
36.	Madurai	Google Meet
37.	Mumbai	Google Meet, Zoom, Facebook, Youtube, Twitter, TELEGRAM
38.	Nagpur	Google Meet, Zoom, Facebook, Youtube, Twitter, WhatsApp, Telegram, Instagram

39.	NOIDA	Google Meet, Zoom, MS Teams
40.	Panaji	Google Meet
41.	Patna	Google Meet, Youtube, WhatsApp, Telegram
42.	Port Blair	Google Meet, Facebook, Youtube, Twitter
43.	Pune	Google Meet, Zoom
44.	Raghunathganj	Google Meet, Facebook
45.	Raipur	Google Meet, Zoom
46.	Rajkot	Google Meet, Zoom, Facebook, Youtube, Twitter, WhatsApp
47.	Ranchi	Google Meet, Zoom, Facebook, Youtube, Twitter, WhatsApp, Instagram, Telegram, Bluesky
48.	Saharsa	Google Meet
49.	Shillong	Google Meet, Zoom, Facebook, Youtube, Twitter, WhatsApp
50.	Shimla	Google Meet, CISCO, Webex
51.	Siliguri	Google Meet, Facebook, Youtube, Twitter, WhatsApp
52.	Srinagar	Google Meet
53.	Trivandrum	Google Meet, Zoom, Facebook, Youtube, Twitter, WhatsApp
54.	Varanasi	Google Meet, Facebook, Youtube, Twitter, WhatsApp, Telegram
55.	Vatakara	Google Meet, WhatsApp
56.	Vijayawada	Google Meet, Zoom, Facebook, Youtube, Twitter, WhatsApp
57.	Vishakhapatnam	Google Meet, Zoom, Facebook, Youtube, Twitter

**Table 52** Regional Centre wise links of Facebook Page

S. No.	Regional Centre	Link of the RC Facebook Page
1.	Agartala	<a href="https://www.facebook.com/rcagartala">https://www.facebook.com/rcagartala</a>
2.	Ahmedabad	<a href="https://www.facebook.com/ignourc.ahmedabad">https://www.facebook.com/ignourc.ahmedabad</a>
3.	Aizwal	<a href="https://www.facebook.com/Ignouaizawlofficial">https://www.facebook.com/Ignouaizawlofficial</a>
4.	Aligarh	<a href="https://www.facebook.com/IGNOUALIGARHRC">https://www.facebook.com/IGNOUALIGARHRC</a>
5.	Angul	<a href="https://www.facebook.com/ignourcAngul">https://www.facebook.com/ignourcAngul</a>
6.	Bangalore	<a href="https://www.facebook.com/rcbangalore.ignou.ac.in">https://www.facebook.com/rcbangalore.ignou.ac.in</a>
7.	Bhagalpur	<a href="https://www.facebook.com/RCBhagalpur1">https://www.facebook.com/RCBhagalpur1</a>
8.	Bhopal	<a href="https://www.facebook.com/IGNOU-RC-Bhopal-106097091982988">https://www.facebook.com/IGNOU-RC-Bhopal-106097091982988</a>
9.	Bhubaneswar	<a href="https://www.facebook.com/IGNOURCBBSR/">https://www.facebook.com/IGNOURCBBSR/</a>
10.	Bijapur	<a href="https://www.facebook.com/ignou.bijapur.9">https://www.facebook.com/ignou.bijapur.9</a>
11.	Chandigarh	<a href="https://www.facebook.com/RCCHD">https://www.facebook.com/RCCHD</a>
12.	Chennai	<a href="https://www.facebook.com/profile.php?id=100043317313767">https://www.facebook.com/profile.php?id=100043317313767</a>
13.	Cochin	<a href="https://www.facebook.com/IGNOURegionalCentreCochin/">https://www.facebook.com/IGNOURegionalCentreCochin/</a>
14.	Darbhanga	<a href="https://www.facebook.com/ignourcdarbhanga/">https://www.facebook.com/ignourcdarbhanga/</a>
15.	Dehradun	<a href="https://www.facebook.com/IGNOU-RC-Dehradun-105070502276672">https://www.facebook.com/IGNOU-RC-Dehradun-105070502276672</a>
16.	Delhi-1	<a href="https://www.facebook.com/ignourcdelhi1">https://www.facebook.com/ignourcdelhi1</a>
17.	Delhi-2	<a href="https://www.facebook.com/ignourc2">https://www.facebook.com/ignourc2</a>
18.	Delhi-3	<a href="https://www.facebook.com/rcdelhi3">https://www.facebook.com/rcdelhi3</a>
19.	Deoghar	<a href="https://www.facebook.com/IGNOU-Regional-Centre-Deoghar-103524659069716/">https://www.facebook.com/IGNOU-Regional-Centre-Deoghar-103524659069716/</a>
20.	Gangtok	<a href="https://www.facebook.com/rcgangtok737102">https://www.facebook.com/rcgangtok737102</a>
21.	Guwahati	<a href="https://www.facebook.com/ignouguwahati04">https://www.facebook.com/ignouguwahati04</a>
22.	Hyderabad	<a href="https://www.facebook.com/ignou.Rch/ignou.hyderabadregionalcentre">www.facebook.com/ignou.Rch/ignou.hyderabadregionalcentre</a>
23.	Imphal	<a href="https://www.facebook.com/ignou.imphalrc">https://www.facebook.com/ignou.imphalrc</a>
24.	Itanagar	<a href="https://www.facebook.com/rcitanagarignou">facebook.com/rcitanagarignou</a>
25.	Jabalpur	@IGNOURCJABALPUR) ( <a href="https://www.facebook.com/ignourc.jabalpur.7">https://www.facebook.com/ignourc.jabalpur.7</a>
26.	Jaipur	<a href="https://www.facebook.com/OfficialpageRCJaipur">https://www.facebook.com/OfficialpageRCJaipur</a>
27.	Jammu	<a href="https://www.facebook.com/ignouregionalcenterjammu/">https://www.facebook.com/ignouregionalcenterjammu/</a>
28.	Jodhpur	<a href="https://www.facebook.com/jodhpurrc">https://www.facebook.com/jodhpurrc</a>
29.	Jorhat	<a href="https://www.facebook.com/IGNOU.Regional.Centre.Jorhat">https://www.facebook.com/IGNOU.Regional.Centre.Jorhat</a>
30.	Karnal	<a href="http://facebook.com/rckarnal10/">http://facebook.com/rckarnal10/</a>
31.	Khanna	<a href="https://www.facebook.com/ignoukhanna">https://www.facebook.com/ignoukhanna</a>
32.	Kohima	<a href="https://www.facebook.com/profile.php?id=100078183912435">https://www.facebook.com/profile.php?id=100078183912435</a>
33.	Kolkata	<a href="https://www.facebook.com/IGNOUKolkataOfficial">www.facebook.com/IGNOUKolkataOfficial</a>
34.	Koraput	<a href="https://www.facebook.com/admission.koraput/">https://www.facebook.com/admission.koraput/</a>
35.	Lucknow	Ignou RC Lucknow
36.	Madurai	<a href="https://www.facebook.com/ignou.rcmadurai.1">https://www.facebook.com/ignou.rcmadurai.1</a>
37.	Mumbai	<a href="https://www.facebook.com/ignourcmumbai/">https://www.facebook.com/ignourcmumbai/</a>
38.	Nagpur	<a href="https://www.facebook.com/IGNOURCNAGPUR">https://www.facebook.com/IGNOURCNAGPUR</a>
39.	NOIDA	<a href="https://www.facebook.com/IGNOURCNOIDA">https://www.facebook.com/IGNOURCNOIDA</a>
40.	Panaji	<a href="https://www.facebook.com/08RCPANAJI">https://www.facebook.com/08RCPANAJI</a>

41.	Patna	<a href="https://www.facebook.com/ignourcpatna05">https://www.facebook.com/ignourcpatna05</a> , <a href="https://www.facebook.com/IGNOURCP">https://www.facebook.com/IGNOURCP</a>
42.	Port Blair	<a href="https://www.facebook.com/ignourcportblair">https://www.facebook.com/ignourcportblair</a>
43.	Pune	<a href="https://www.facebook.com/rc.pune.1/">https://www.facebook.com/rc.pune.1/</a>
44.	Raghunathganj	<a href="https://www.facebook.com/IGNOURaghunathganj">https://www.facebook.com/IGNOURaghunathganj</a>
45.	Raipur	<a href="https://www.facebook.com/ignouraipur.raipurcg">https://www.facebook.com/ignouraipur.raipurcg</a>
46.	Rajkot	<a href="https://www.facebook.com/IGNOURegionalCentreRajkot">https://www.facebook.com/IGNOURegionalCentreRajkot</a>
47.	Ranchi	<a href="https://www.facebook.com/ignou32ranchi/">https://www.facebook.com/ignou32ranchi/</a>
48.	Saharsa	<a href="https://www.facebook.com/profile.php?id=100014288821331">https://www.facebook.com/profile.php?id=100014288821331</a> <a href="https://www.facebook.com/rcsaharsa">https://www.facebook.com/rcsaharsa</a>
49.	Shillong	<a href="https://www.facebook.com/IGNOUshillong">https://www.facebook.com/IGNOUshillong</a>
50.	Shimla	<a href="https://www.facebook.com/ignouregionalcentreshimla/">https://www.facebook.com/ignouregionalcentreshimla/</a> <a href="https://www.facebook.com/ignourcshimlalive/">https://www.facebook.com/ignourcshimlalive/</a>
51.	Siliguri	: <a href="https://www.facebook.com/ignourc.siliguri.9">https://www.facebook.com/ignourc.siliguri.9</a>
52.	Srinagar	<a href="https://www.facebook.com/ignousrinagar">ignousrinagar</a>
53.	Trivandrum	<a href="https://www.facebook.com/ignourctvmofficial/?ref=pages_you_manage">https://www.facebook.com/ignourctvmofficial/?ref=pages_you_manage</a>
54.	Varanasi	<a href="https://www.facebook.com/ignouvns">https://www.facebook.com/ignouvns</a>
55.	Vatakara	<a href="https://www.facebook.com/IGNOU-Regional-Centre-Vatakara-100220378198817">https://www.facebook.com/IGNOU-Regional-Centre-Vatakara-100220378198817</a>
56.	Vijayawada	<a href="https://www.facebook.com/profile.php?id=100083559002878">https://www.facebook.com/profile.php?id=100083559002878</a>
57.	Vishakhapatnam	<a href="https://www.facebook.com/IGNOUVisakhapatnam/">https://www.facebook.com/IGNOUVisakhapatnam/</a>

**Table 53** Regional Centre wise usage of Facebook in APRIL 2024

S. No.	Name of Regional Center	Number of Posts on the RC Facebook Page for the month	Total Number of Likes on the RC Facebook Page	Total Number of followers of the RC Facebook Page
1.	Agartala	5	1500	1800
2.	Ahmedabad	18	0	0
3.	Aizwal	5	1000	1700
4.	Aligarh	72	248	288
5.	Angul	25	22	3400
6.	Bangalore	0	1120	1230
7.	Bhagalpur	634	968	1260
8.	Bhopal	10	1100	1200
9.	Bhubaneswar	48	2769	2829
10.	Bijapur	40	122	602
11.	Chandigarh	18	16602	19585
12.	Chennai	7	60	125
13.	Cochin	4	14000	20000
14.	Darbhanga	25	78	393
15.	Dehradun	53	541	1079
16.	Delhi-1	83	23300	27481
17.	Delhi-2	102	6100	7700
18.	Delhi-3	62	5200	11821
19.	Deoghar	6	307	366
20.	Gangtok	4	3950	4381
21.	Guwahati	71	2275	8054
22.	Hyderabad	18	956	3700
23.	Imphal	0	968	1015
24.	Itanagar	3	502	851
25.	Jabalpur	36	28	212
26.	Jaipur	59	3400	4100
27.	Jammu	30	2100	2900
28.	Jodhpur	7	1200	1400
29.	Jorhat	41	4200	4800
30.	Karnal	130	3700	4700
31.	Khanna	17	4500	5356
32.	Kohima	1	374	707
33.	Kolkata	65	7000	8600
34.	Koraput	60	713	1000
35.	Lucknow	532	5000	5400
36.	Madurai	52	261	4349
37.	Mumbai	40	8670	10344
38.	Nagpur	89	19	1779
39.	NOIDA	273	2398	3229

40.	Panaji	6	1256	1611
41.	Patna	45	3390	4023
42.	Port Blair	12	1114	1100
43.	Pune	3	2	3000
44.	Raghunathganj	0	0	114
45.	Raipur	10	819	848
46.	Rajkot	41	67	458
47.	Ranchi	56	1820	2322
48.	Saharsa	17	1013	6900
49.	Shillong	21	1000	2405
50.	Shimla	49	4030	4781
51.	Siliguri	20	319	1458
52.	Srinagar	12	34000	46022
53.	Trivandrum	33	3900	4900
54.	Varanasi	61	4919	6360
55.	Vatakara	0	4900	6200
56.	Vijayawada	79	105	1567
57.	Vishakhapatnam	120	215	1200
	<b>Total</b>	<b>3330</b>	<b>190120</b>	<b>275005</b>



**Table 54** Regional Centre wise Twitter Handles and their links.

S. No.	Regional Centre	RC Twitter Handle:	Link of the RC Twitter Account:
1.	Agartala	@RcagartalaS	<a href="https://twitter.com/RcagartalaS">https://twitter.com/RcagartalaS</a>
2.	Ahmedabad	@centre_ignou	<a href="https://twitter.com/centre_ignou">https://twitter.com/centre_ignou</a>
3.	Aizwal	@IGNOUAizawl	<a href="https://twitter.com/ignouaizawl">https://twitter.com/ignouaizawl</a>
4.	Aligarh	@IGNOUALIGARHRC	<a href="http://twitter.com/AligarhRc">http://twitter.com/AligarhRc</a>
5.	Angul	<a href="https://twitter.com/ignourcAngul">https://twitter.com/ignourcAngul</a>	<a href="https://twitter.com/ignourcAngul">https://twitter.com/ignourcAngul</a>
6.	Bangalore	@IgnouBangalore	<a href="https://twitter.com/ignoubangalore">https://twitter.com/ignoubangalore</a>
7.	Bhagalpur	@BhagalpurRc	<a href="https://twitter.com/BhagalpurRc">https://twitter.com/BhagalpurRc</a>
8.	Bhopal	@ignou_rcbhopal	<a href="https://twitter.com/ignou_rcbhopal">https://twitter.com/ignou_rcbhopal</a>
9.	Bhubaneswar	Bhubaneswar@rcbhubaneswar	<a href="https://twitter.com/rcbhubaneswar">https://twitter.com/rcbhubaneswar</a>
10.	Bijapur	IgnouB	<a href="https://twitter.com/ignouB">https://twitter.com/ignouB</a>
11.	Chandigarh	@chandigarh_rc	<a href="https://twitter.com/chandigarh_rc">https://twitter.com/chandigarh_rc</a>
12.	Chennai	@RCCHENNAI1	<a href="https://twitter.com/RCCHENNAI1">https://twitter.com/RCCHENNAI1</a>
13.	Cochin	@IGNOU_RC_Cochin	<a href="https://twitter.com/ignou_rc_cochin?lang=en">https://twitter.com/ignou_rc_cochin?lang=en</a>
14.	Darbhanga	@rc_ignou	<a href="https://twitter.com/rc_ignou">https://twitter.com/rc_ignou</a>
15.	Dehradun	@DehradunIgnou	<a href="https://twitter.com/DehradunIgnou">https://twitter.com/DehradunIgnou</a>
16.	Delhi-1	@IGNOURCDELHI1	<a href="https://twitter.com/IGNOURCDELHI1">https://twitter.com/IGNOURCDELHI1</a>
17.	Delhi-2	IGNOU Regional Centre Delhi-2.	@ignou_2
18.	Delhi-3	@ignourcdelhi3	<a href="https://twitter.com/ignourcdelhi3">https://twitter.com/ignourcdelhi3</a>
19.	Deoghar	@rcdeoghar	<a href="https://twitter.com/search?q=%40rcdeoghar&amp;src=typed_query&amp;f=to">https://twitter.com/search?q=%40rcdeoghar&amp;src=typed_query&amp;f=to</a>
20.	Gangtok	@EntryRc	<a href="https://twitter.com/EntryRc">https://twitter.com/EntryRc</a>
21.	Guwahati	@GuwahatiIgnou	<a href="https://twitter.com/GuwahatiIgnou?t=kMcFcAtI76N1EdJJbrU0Dw&amp;s=09">https://twitter.com/GuwahatiIgnou?t=kMcFcAtI76N1EdJJbrU0Dw&amp;s=09</a>
22.	Hyderabad	@IGNOU_Hyderabad	<a href="https://twitter.com/IGNOU_Hyderabad">https://twitter.com/IGNOU_Hyderabad</a>
23.	Imphal	Ignou_Imphal	<a href="http://twitter.com/ignou_Imphal">http://twitter.com/ignou_Imphal</a>
24.	Itanagar	RC	<a href="https://twitter.com/ItanagarRC">twitter.com/ItanagarRC</a>
25.	Jabalpur	@IGNOURCJABALPUR	<a href="https://twitter.com/ignourcjabalpur">https://twitter.com/ignourcjabalpur</a>
26.	Jaipur	IGNOU RC Jaipur @ IgnouRc	<a href="https://twitter.com/ignouRc">https://twitter.com/ignouRc</a>
27.	Jammu	@ignourcjammu	<a href="https://twitter.com/ignourcjammu">https://twitter.com/ignourcjammu</a>
28.	Jodhpur	@IgnouJodhpur	<a href="https://twitter.com/ignouJodhpur">https://twitter.com/ignouJodhpur</a>
29.	Jorhat	@ignou_jorhat_37	<a href="https://mobile.twitter.com/ignou_jorhat_37">https://mobile.twitter.com/ignou_jorhat_37</a>
30.	Karnal	@karnal_rc	<a href="https://twitter.com/karnal_rc">https://twitter.com/karnal_rc</a>
31.	Khanna	@ignourckhanna	<a href="https://twitter.com/ignourckhanna">https://twitter.com/ignourckhanna</a>
32.	Kohima	IGNOU RC Kohima	<a href="https://twitter.com/kohima_rc">https://twitter.com/kohima_rc</a>
33.	Kolkata	@IGNOUKolkata	<a href="https://www.twitter.com/IGNOUKolkata">www.twitter.com/IGNOUKolkata</a>
34.	Koraput	<a href="https://twitter.com/KoraputRc">https://twitter.com/KoraputRc</a>	<a href="https://twitter.com/KoraputRc">https://twitter.com/KoraputRc</a>
35.	Lucknow	@ignoulucknow	<a href="https://twitter.com/IGNOULucknow">https://twitter.com/IGNOULucknow</a>
36.	Madurai	@ignourcmadurai	<a href="https://twitter.com/ignourcMadurai">https://twitter.com/ignourcMadurai</a>
37.	Mumbai	@ignoumumbai	<a href="https://twitter.com/ignoumumbai?s=08">https://twitter.com/ignoumumbai?s=08</a>
38.	Nagpur	@ignourcnagpur	<a href="https://twitter.com/ignourcnagpur">https://twitter.com/ignourcnagpur</a>
39.	NOIDA	@rcnoida	<a href="https://twitter.com/rcnoida">https://twitter.com/rcnoida</a>

40.	Panaji	@RcPanaji	<a href="https://twitter.com/RcPanaji">https://twitter.com/RcPanaji</a>
41.	Patna	@ignourcpatna	<a href="https://twitter.com/ignourcpatna">https://twitter.com/ignourcpatna</a>
42.	Port Blair	@IGNOUPortBlair	<a href="https://www.twitter.com/IGNOUPortblair">https://www.twitter.com/IGNOUPortblair</a>
43.	Pune	@IgnouPune	<a href="https://twitter.com/IgnouPune">https://twitter.com/IgnouPune</a>
44.	Raghunathganj	<a href="https://twitter.com/rcraghunathganj">https://twitter.com/rcraghunathganj</a>	<a href="https://twitter.com/rcraghunathganj">https://twitter.com/rcraghunathganj</a>
45.	Raipur	@IGNOURaipurRc	<a href="https://twitter.com/@IGNOURaipurRc">https://twitter.com/@IGNOURaipurRc</a>
46.	Rajkot	@IGNOU_RC_Rajkot	<a href="https://twitter.com/IGNOU_RC_Rajkot">https://twitter.com/IGNOU_RC_Rajkot</a>
47.	Ranchi	@32RCRANCHI	<a href="https://twitter.com/32rcranchi">https://twitter.com/32rcranchi</a>
48.	Saharsa	@IgnouSaharsa	<a href="https://twitter.com/IgnouSaharsa/with_replies?lang=en">https://twitter.com/IgnouSaharsa/with_replies?lang=en</a>
49.	Shillong	IGNOU RC SHILLONG	: <a href="https://twitter.com/ignourcshillong">https://twitter.com/ignourcshillong</a>
50.	Shimla	@IgnouShimla	<a href="https://www.twitter.com/IgnouShimla">https://www.twitter.com/IgnouShimla</a>
51.	Siliguri	0	<a href="https://twitter.com/IGNOURCSILIGUR1">https://twitter.com/IGNOURCSILIGUR1</a>
52.	Srinagar	@IGNOURCSRINAGAR	IGNOURCSRINAGAR
53.	Trivandrum	@rctrivandru1	<a href="https://twitter.com/Ignoutrivandru1">https://twitter.com/Ignoutrivandru1</a>
54.	Varanasi	@IGNOUVaranasi	<a href="https://twitter.com/IGNOUVaranasi">https://twitter.com/IGNOUVaranasi</a>
55.	Vatakara	@IVatakara	<a href="https://twitter.com/IVatakara">https://twitter.com/IVatakara</a>
56.	Vijayawada	IGNOU RC VIJAYAWADA	<a href="https://twitter.com/RcIgnou">https://twitter.com/RcIgnou</a>
57.	Vishakhapatnam	IGNOU RC, Visakhapatnam	<a href="https://twitter.com/RCVisakhapatnam">https://twitter.com/RCVisakhapatnam</a>

**Table 55** Regional Centre wise usage of Twitter in APRIL 2024

S. No.	Name of Regional Center	Number of posts on Twitter for the month	Total Number of followers of the RC Twitter handle
1.	Agartala	5	178
2.	Ahmedabad	4	0
3.	Aizwal	3	104
4.	Aligarh	68	185
5.	Angul	20	473
6.	Bangalore	0	685
7.	Bhagalpur	6740	570
8.	Bhopal	12	900
9.	Bhubaneswar	38	1566
10.	Bijapur	40	500
11.	Chandigarh	12	587
12.	Chennai	6	1408
13.	Cochin	2	912
14.	Darbhanga	8	266
15.	Dehradun	34	1024
16.	Delhi-1	42	2170
17.	Delhi-2	20	6570
18.	Delhi-3	79	1590
19.	Deoghar	3	215
20.	Gangtok	4	347
21.	Guwahati	65	1084
22.	Hyderabad	18	1066
23.	Imphal	1	317
24.	Itanagar	3	274
25.	Jabalpur	18	399
26.	Jaipur	54	1265
27.	Jammu	30	753
28.	Jodhpur	0	139
29.	Jorhat	4	777
30.	Karnal	80	1432
31.	Khanna	17	1023
32.	Kohima	1	20
33.	Kolkata	72	1071
34.	Koraput	5	342
35.	Lucknow	102	2948
36.	Madurai	105	340
37.	Mumbai	30	3386
38.	Nagpur	77	1354

39.	NOIDA	248	2410
40.	Panaji	12	97
41.	Patna	45	3455
42.	Port Blair	12	82
43.	Pune	2	645
44.	Raghunathganj	0	0
45.	Raipur	9	367
46.	Rajkot	65	877
47.	Ranchi	14	1759
48.	Saharsa	17	335
49.	Shillong	0	324
50.	Shimla	13	407
51.	Siliguri	13	124
52.	Srinagar	7	1256
53.	Trivandrum	35	1100
54.	Varanasi	12	1135
55.	Vatakara	54	189
56.	Vijayawada	60	400
57.	Vishakhapatnam	150	678
	<b>Total</b>	<b>8590</b>	<b>53880</b>

**Table 56** Regional Centre wise links of Youtube Channel

S. No.	Regional Centre	Link of the RC Youtube page:
1	Agartala	<a href="https://www.youtube.com/channel/UCMTj-G3rbjA5jCIqC3DMuqw">https://www.youtube.com/channel/UCMTj-G3rbjA5jCIqC3DMuqw</a>
2	Ahmedabad	: <a href="https://www.youtube.com/channel/UCsQoiYAC4N91yYCPFWQKj2Q/featured">https://www.youtube.com/channel/UCsQoiYAC4N91yYCPFWQKj2Q/featured</a>
3	Aizwal	<a href="https://www.youtube.com/ignouaizawl">https://www.youtube.com/ignouaizawl</a>
4	Aligarh	<a href="https://www.youtube.com/channel/UC_iHluqavc1mkkanZQCI9EQ">https://www.youtube.com/channel/UC_iHluqavc1mkkanZQCI9EQ</a>
5	Bangalore	<a href="https://www.youtube.com/@IGNOURCANGUL">https://www.youtube.com/@IGNOURCANGUL</a>
6	Bhagalpur	<a href="https://www.youtube.com/channel/UCI_csaWUlln-w34jb3jN6RA">https://www.youtube.com/channel/UCI_csaWUlln-w34jb3jN6RA</a>
7	Bhopal	<a href="https://www.youtube.com/channel/UCyYpLIW-PVxAnAt0DjgfP5w">https://www.youtube.com/channel/UCyYpLIW-PVxAnAt0DjgfP5w</a>
8	Bhubaneswar	<a href="https://www.youtube.com/channel/UCnKaOo4fwCtnPeqf0Hz2n7A">https://www.youtube.com/channel/UCnKaOo4fwCtnPeqf0Hz2n7A</a>
9	Bijapur	<a href="https://www.youtube.com/channel/UCRHjPp9G-0RBR2lStfsIqBQ">https://www.youtube.com/channel/UCRHjPp9G-0RBR2lStfsIqBQ</a>
10	Chandigarh	<a href="https://www.youtube.com/channel/UCq61ZIGvMAp0hfPCIp0ba2A">https://www.youtube.com/channel/UCq61ZIGvMAp0hfPCIp0ba2A</a>
11	Chennai	<a href="https://www.youtube.com/channel/UChAhidlahOaZKU9RjhbUcjQ">https://www.youtube.com/channel/UChAhidlahOaZKU9RjhbUcjQ</a>
12	Cochin	6. <a href="https://www.youtube.com/channel/UCgV2TOD7nhCfBgyU42sx5rQ">https://www.youtube.com/channel/UCgV2TOD7nhCfBgyU42sx5rQ</a>
13	Darbhanga	<a href="https://www.youtube.com/channel/UCJ3Yy8UXX3NnaFPeDXycMgQ">https://www.youtube.com/channel/UCJ3Yy8UXX3NnaFPeDXycMgQ</a>
14	Dehradun	<a href="https://www.youtube.com/channel/UC5irL5vwTMNutzTVIAbVP4w">https://www.youtube.com/channel/UC5irL5vwTMNutzTVIAbVP4w</a>
15	Delhi-1	<a href="https://www.youtube.com/channel/UCYr2p0BoA-OSAJPpWtT_qnA">https://www.youtube.com/channel/UCYr2p0BoA-OSAJPpWtT_qnA</a>
16	Delhi-2	<a href="https://www.youtube.com/c/IGNOURCDELHI1-07">https://www.youtube.com/c/IGNOURCDELHI1-07</a>
17	Delhi-3	IGNOU Regional Centre Delhi-2
18	Deoghar	<a href="https://www.youtube.com/channel/UCB_4cA0tCfeQttOyvwkkGHA">https://www.youtube.com/channel/UCB_4cA0tCfeQttOyvwkkGHA</a>
19	Gangtok	6. <a href="https://www.youtube.com/channel/UCeFg6FMlb5GBrUM0C05hFbg">https://www.youtube.com/channel/UCeFg6FMlb5GBrUM0C05hFbg</a>
20	Guwahati	<a href="https://www.youtube.com/channel/UCBaZgKrComCdFSwAUHLFAIA">https://www.youtube.com/channel/UCBaZgKrComCdFSwAUHLFAIA</a>
21	Hyderabad	<a href="https://youtube.com/channel/UCiWlhVRWaxiziqeat-flI6w">https://youtube.com/channel/UCiWlhVRWaxiziqeat-flI6w</a>
22	Imphal	<a href="https://www.youtube.com/channel/UCijSCHAg68UcrPO2FiURXfw">https://www.youtube.com/channel/UCijSCHAg68UcrPO2FiURXfw</a>
23	Itanagar	<a href="https://www.youtube.com/channel/UCxFE6hc26FDkn-mNMvjutBw">https://www.youtube.com/channel/UCxFE6hc26FDkn-mNMvjutBw</a>
24	Jabalpur	<a href="https://youtube.com/ignouregionalcentreitnagar4525">youtube.com/ignouregionalcentreitnagar4525</a>
25	Jaipur	<a href="https://www.youtube.com/user/IGNOUjabalpur">https://www.youtube.com/user/IGNOUjabalpur</a>
26	Jammu	<a href="https://www.youtube.com/c/rcjaipurignou23">https://www.youtube.com/c/rcjaipurignou23</a>
27	Jodhpur	<a href="https://www.youtube.com/@ignourcjammu12">https://www.youtube.com/@ignourcjammu12</a>
28	Jorhat	<a href="https://www.youtube.com/@studentsupportrcjodhpur7977">https://www.youtube.com/@studentsupportrcjodhpur7977</a>
29	Karnal	<a href="https://www.youtube.com/channel/UCuULhycO6VQmJqA3GWfaJ1A">https://www.youtube.com/channel/UCuULhycO6VQmJqA3GWfaJ1A</a>
30	Khanna	<a href="https://www.youtube.com/channel/UCQLy1RYq_vll1yAWI96C6Qg">https://www.youtube.com/channel/UCQLy1RYq_vll1yAWI96C6Qg</a>
31	Kohima	<a href="https://www.youtube.com/channel/UCLOKEx3Qek9LwSvyClx5j-Q">https://www.youtube.com/channel/UCLOKEx3Qek9LwSvyClx5j-Q</a>
32	Kolkata	<a href="https://www.youtube.com/channel/UCTgXVEb1VbHGXAWXNSQCT2g">https://www.youtube.com/channel/UCTgXVEb1VbHGXAWXNSQCT2g</a>
33	Koraput	<a href="https://www.youtube.com/c/IGNOURCKolkataOfficial">www.youtube.com/c/IGNOURCKolkataOfficial</a>
34	Lucknow	<a href="https://www.youtube.com/channel/UC6x_6rT1b-b7g0lb7o1BuIQ/featured">https://www.youtube.com/channel/UC6x_6rT1b-b7g0lb7o1BuIQ/featured</a>
35	Madurai	<a href="https://www.youtube.com/channel/UCaeD75ucKWeeKVmW_AUWAYg">https://www.youtube.com/channel/UCaeD75ucKWeeKVmW_AUWAYg</a>
36	Mumbai	<a href="https://www.youtube.com/channel/UCPpO0bWJRRxEIuTF83swbVw">https://www.youtube.com/channel/UCPpO0bWJRRxEIuTF83swbVw</a>
37	Nagpur	<a href="https://www.youtube.com/channel/UCxjWrq2oZYJe_cCb6oW2XuA">https://www.youtube.com/channel/UCxjWrq2oZYJe_cCb6oW2XuA</a>
38	NOIDA	<a href="https://youtube.com/ignournagpur">https://youtube.com/ignournagpur</a>

39	Panaji	<a href="https://www.youtube.com/channel/UC1Dlpdo414DaHQwAFdoaffQ">https://www.youtube.com/channel/UC1Dlpdo414DaHQwAFdoaffQ</a>
40	Patna	<a href="https://www.youtube.com/channel/UCChfJnu7NJTxlrz6F0nZS9w">https://www.youtube.com/channel/UCChfJnu7NJTxlrz6F0nZS9w</a>
41	Port Blair	<a href="https://www.youtube.com/ignourcpatna05">https://www.youtube.com/ignourcpatna05</a>
42	Pune	<a href="https://www.youtube.com/channel/UC6JNl9_wRe83WxTD_kntW3Q">https://www.youtube.com/channel/UC6JNl9_wRe83WxTD_kntW3Q</a>
43	Raghunathganj	<a href="https://www.youtube.com/channel/UCWY_PKDE8TW-q8xtghmEheA">https://www.youtube.com/channel/UCWY_PKDE8TW-q8xtghmEheA</a>
44	Raipur	0
45	Rajkot	<a href="https://www.youtube.com/channel/UCebuUcDvbr2oz-NKtgKzmw">https://www.youtube.com/channel/UCebuUcDvbr2oz-NKtgKzmw</a>
46	Ranchi	<a href="https://www.youtube.com/channel/UC6pVAhGJa0M3IZ4iACw4dsg">https://www.youtube.com/channel/UC6pVAhGJa0M3IZ4iACw4dsg</a>
47	Saharsa	<a href="https://www.youtube.com/c/rcranchi32">https://www.youtube.com/c/rcranchi32</a>
48	Shillong	<a href="https://www.youtube.com/channel/UChNkl_fvaPrWhM30F2OsFw">https://www.youtube.com/channel/UChNkl_fvaPrWhM30F2OsFw</a>
49	Shimla	<a href="https://www.youtube.com/channel/UCe2e93Yt7QlfmUylwB1uRww">https://www.youtube.com/channel/UCe2e93Yt7QlfmUylwB1uRww</a>
50	Siliguri	<a href="https://youtube.com/channel/UCzXXy5G9oAV3sb2QKF8HAFw">https://youtube.com/channel/UCzXXy5G9oAV3sb2QKF8HAFw</a> <a href="https://youtube.com/channel/UCtA7FTkL94QqfoKdQ5Vo4zQ">https://youtube.com/channel/UCtA7FTkL94QqfoKdQ5Vo4zQ</a>
51	Srinagar	<a href="https://www.youtube.com/channel/UCYage4DOztDzl6aNOOA-c7Q">https://www.youtube.com/channel/UCYage4DOztDzl6aNOOA-c7Q</a>
52	Trivandrum	<a href="https://www.youtube.com/user/RCSRINAGAR">https://www.youtube.com/user/RCSRINAGAR</a>
53	Varanasi	<a href="https://www.youtube.com/channel/UCMRjn36VfmRIUSbs5GovBtg">https://www.youtube.com/channel/UCMRjn36VfmRIUSbs5GovBtg</a>
54	Vatakara	<a href="https://www.youtube.com/channel/UCFIBOXl2MARPjSjbxvA0QYg">https://www.youtube.com/channel/UCFIBOXl2MARPjSjbxvA0QYg</a>
55	Vijayawada	<a href="https://www.youtube.com/@RegionalCentreVatakara">https://www.youtube.com/@RegionalCentreVatakara</a>
56	Vishakhapatnam	<a href="https://www.youtube.com/channel/UCvlhyqNIHmxvhxPIOxj41pQ">https://www.youtube.com/channel/UCvlhyqNIHmxvhxPIOxj41pQ</a>

**Table 57** Regional Centre wise usage of Youtube

S. No.	Name of Regional Center	Number of posts on Youtube during the month	Total Number of subscribers of the RC Youtube channel
1.	Agartala	0	430
2.	Ahmedabad	0	0
3.	Aizwal	0	915
4.	Aligarh	0	691
5.	Angul	35	10
6.	Bangalore	23	1300
7.	Bhagalpur	0	261
8.	Bhopal	1	1200
9.	Bhubaneswar	0	2351
10.	Bijapur	0	346
11.	Chandigarh	0	1007
12.	Chennai	3	501
13.	Cochin	2	93700
14.	Darbhangha	0	320
15.	Dehradun	1	1377
16.	Delhi-1	1	4400
17.	Delhi-2	2	405
18.	Delhi-3	26	3253
19.	Deoghar	0	25
20.	Gangtok	0	426
21.	Guwahati	0	1390
22.	Hyderabad	0	424
23.	Imphal	0	117
24.	Itanagar	0	195
25.	Jabalpur	0	781
26.	Jaipur	7	2300
27.	Jammu	1	725
28.	Jodhpur	0	1590
29.	Jorhat	0	1790
30.	Karnal	0	1330
31.	Khanna	0	2022
32.	Kohima	0	156
33.	Kolkata	2	3230
34.	Koraput	0	58
35.	Lucknow	10	2003
36.	Madurai	0	276
37.	Mumbai	0	5640

38.	Nagpur	3	3474
39.	NOIDA	0	5570
40.	Panaji	0	319
41.	Patna	3	7264
42.	Port Blair	0	24
43.	Pune	0	4002
44.	Raghunathganj	0	0
45.	Raipur	0	12
46.	Rajkot	0	405
47.	Ranchi	0	5550
48.	Saharsa	0	302
49.	Shillong	0	130
50.	Shimla	2	1673
51.	Siliguri	2	87
52.	Srinagar	0	813
53.	Trivandrum	22	8290
54.	Varanasi	0	4784
55.	Vatakara	7	13600
56.	Vijayawada	6	724
57.	Vishakhapatnam	5	655
	<b>Total</b>	<b>164</b>	<b>194623</b>

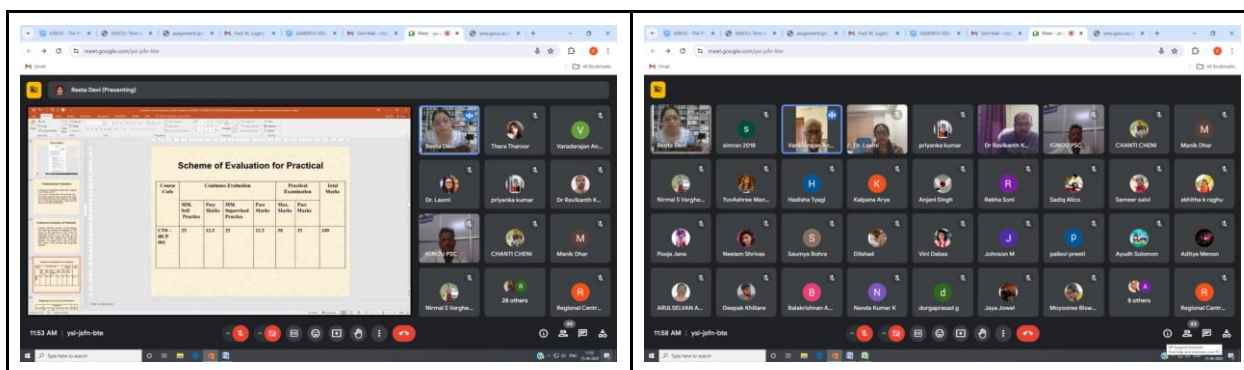




*Annexure I : Other Events*

RC Bijapur conducted face to face mode Induction Meeting for Fresh Admission for January 2024 learners scheduled on 27<sup>th</sup> April, 2024 at 11.00AM at LSC- 1307 BLDEA JSS College of Education Vijayapura All learners and coordinators and academic counselor participated in this event





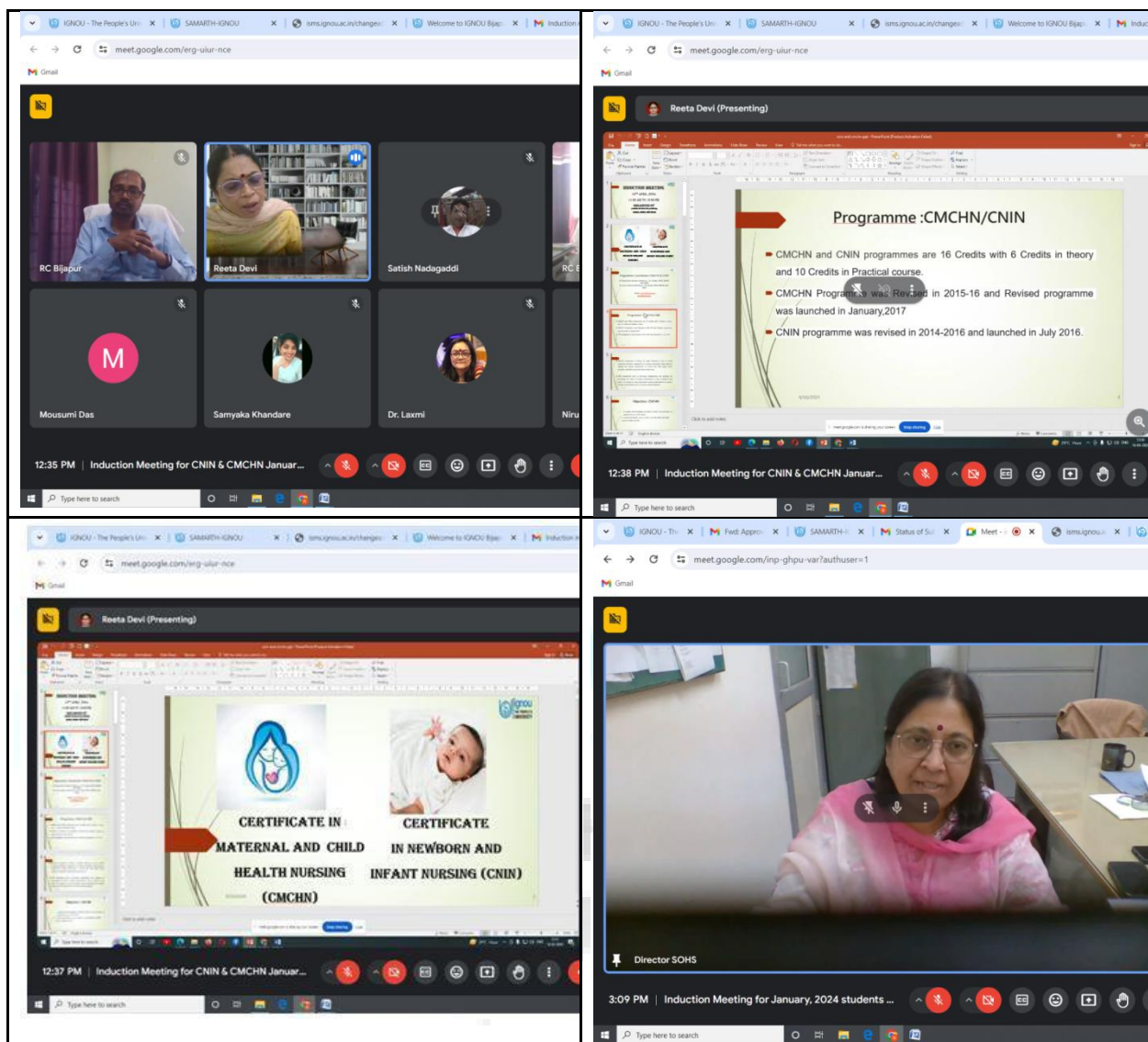
IGNOU RC Bijapur is the Nodal RC conducted the online Induction Meeting held on 15<sup>th</sup> April, 2024 at 11.30 for Certificate in Home Based Health Care (CHBHC), enrolled the learners across the Country for January, 2024 session. Resource Persons Dr.Reeta Devi and Dr.Laxmi and Dr A Varadarajan Regional Director IGNOU RC Bijapur.

IGNOU RC Bijapur is the Nodal RC conducted the online Induction Meeting held on 15<sup>th</sup> April, 2024 at 12.15PM for Certificate in Adolescent Health and Counseling (CAHC), enrolled the learners across the Country for January, 2024 session. Resource Persons Dr.Reeta Devi and Dr.Laxmi and Dr A Varadarajan Regional Director Head & Dr.Ravikanth Kamlekar Regional Director IGNOU RC Bijapur.

IGNOU RC Bijapur is the Nodal RC conducted the online Induction Meeting held on 15<sup>th</sup> April, 2024 at 03.00PM for Certificate in Health Care Waste Management (CHCWM), enrolled the learners across the Country for January, 2024 session. Resource Persons Dr.Reeta Devi and Dr.Ruchika Kuba and Dr A Varadarajan Regional Director Head & & Dr.Ravikanth Kamlekar, Regional Director IGNOU RC Bijapur.

IGNOU RC Bijapur is the Nodal RC conducted the online Induction Meeting held on 16<sup>th</sup> April, 2024 at 11.30AM for Certificate in Newborn & Infant Nursing(CNIN) & Certificate in Maternal and Child Health Nursing(CMCHN) & enrolled the learners across the Country for January, 2024 session. Resource Persons Dr.Reeta Devi and Dr.Laxmi, Dr A Varadarajan Regional Director Head & Dr.Ravikanth Kamlekar, Regional Director IGNOU RC Bijapur.

RC Bijapur conducted face to face mode BED Workshop II Year for January, 2023 learners & Grievance redressal for 1324 Learners scheduled on 12<sup>th</sup> April, 2024 at 11.00AM at LSC- 1352P IGNOU Programme Study Centre Basaveshwar Science College Bagalkot.



## Chennai

### Chennai

#### **Brief Report of the World Creativity and Innovation Day-2024 observed by RC- on 21-04-2024**

World Innovation and Creativity Day, observed annually on April 21<sup>st</sup>, celebrates human creativity and the power of innovation to drive progress and solve challenges. IGNOU Regional Centre, Chennai actively participated in this global celebration by involving the newly admitted students



who have attended the Face-to-Face mode Induction Programme held on 21-04-2024 at IGNOU Study Centre (2501), DDGD Vaishnav College, Chennai.

Soon after the Induction Programme, as a part of the World Innovation and Creativity Day celebration, a special discussion session was dedicated to exploring the life, work, and contributions of Archimedes, one of history's greatest innovators and mathematicians.

Dr K Panneerselvam, Sr. Regional Director; Dr Sk Zareena, ARD and the Coordinator of LSC-2501 participated in the session with the students. Around 150 students attended the session actively.

The discussion highlighted the enduring relevance of Archimedes' work and its impact on modern science and technology. Students in the discussion gained valuable insights into Archimedes' innovative approach to problem-solving, his commitment to experimentation, and his relentless pursuit of knowledge.

The celebration of World Innovation and Creativity Day at the IGNOU Regional Centre Chennai during the Induction Programme, with a special focus on the discussion on Archimedes, provided an opportunity for all newly admitted students to reflect on the timeless principles of innovation and creativity.

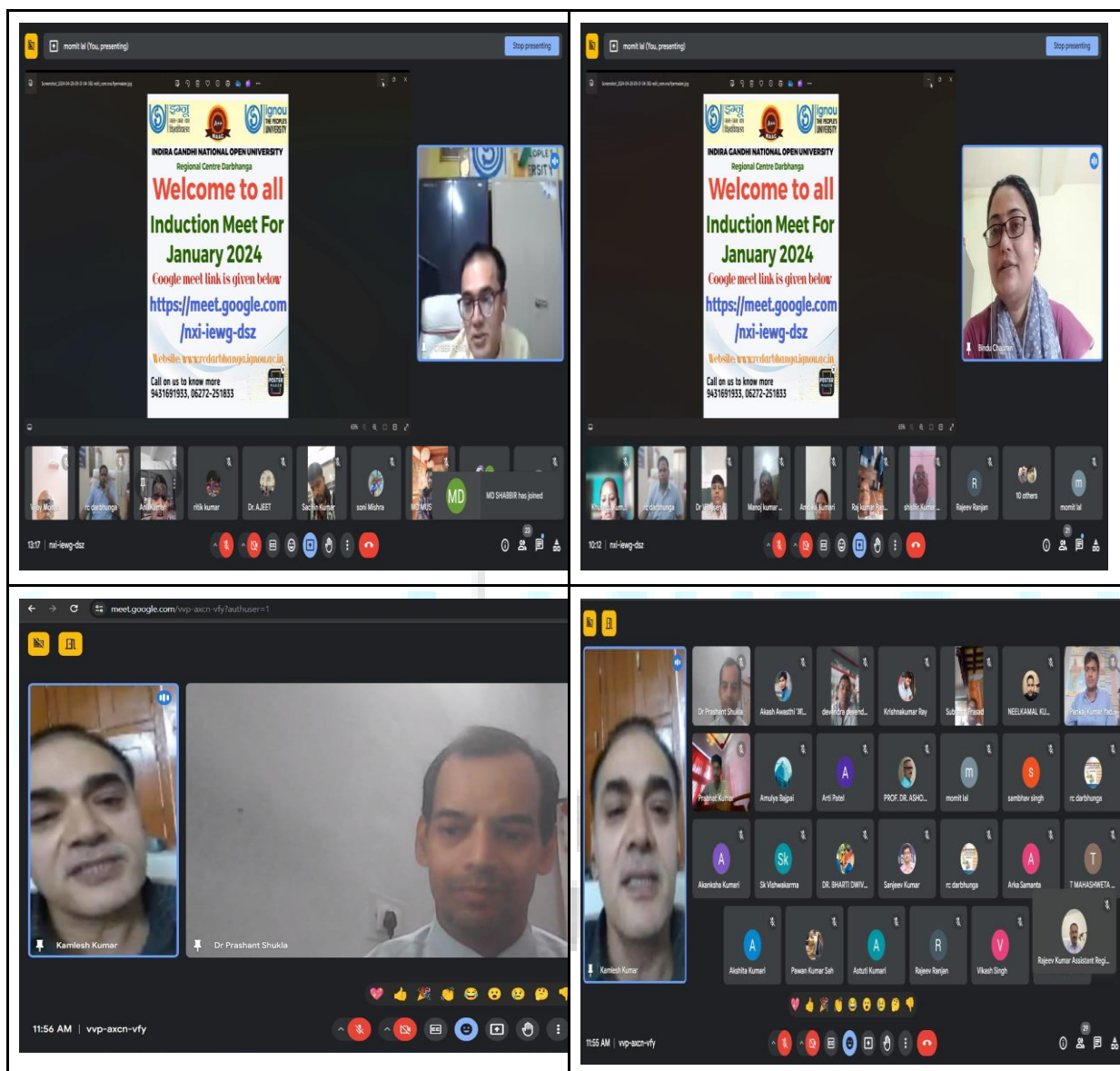
A few snap shots of the session are attached herewith.





## Darbhangha

1. An online meeting organized with the Coordinators/PICs on 08/04/2024 at RC Darbhanga. In this meeting, it was discussed regarding conducting the counselling session at the LSCs through offline/online mode, planning strategies for evaluation of assignments and timely submission at RC for TEE June 2024, Induction Meeting for the learners admitted in January 2024 Session, Activation of new programmes at the LSCs and Finance and Accounts related matters.
2. Online webinar organized on the topic “celebrating Ambedkar Jayanti: honoring his legacy through action” on the occasion of 134<sup>th</sup> Ambedkar Jayanti on 14/04/2024. Dr. Prashant Shukla, Associate Professor, University of Lucknow was participated as a chief speaker in this session.
3. Induction Meeting organized in online mode at IGNOU LSC 0522, 0550, 0551, 46039 and 05135P on 28/04/2024 for the learners admitted in January 2024 Session. Regional Director Dr. Santan Kumar Ram, ARD Dr. Akash Awasthi, Coordinators, Assistant Coordinators of the said LSCs and RC Staff members participated in this meeting.



## Delhi-2

### DELHI-2

**Online Support Session on BLIS - Project/ Internship on Friday, April 12:3:00 – 4:00pm**

Prof Jaideep sir, Prof Archana madam along with other faculty from library science discipline participated and interacted with learners in online support session on internship under BLIS program. More than 150 learners participated in it. The program was jointly co-ordinated by Dr Meena Singh and Dr Rita Chauhan, ARD , RC DELHI 2

**Online Induction meeting of SSB & SSBOL Programme for Ja... @ Tue Apr 2, 2024 11:30am  
- 12:30pm**

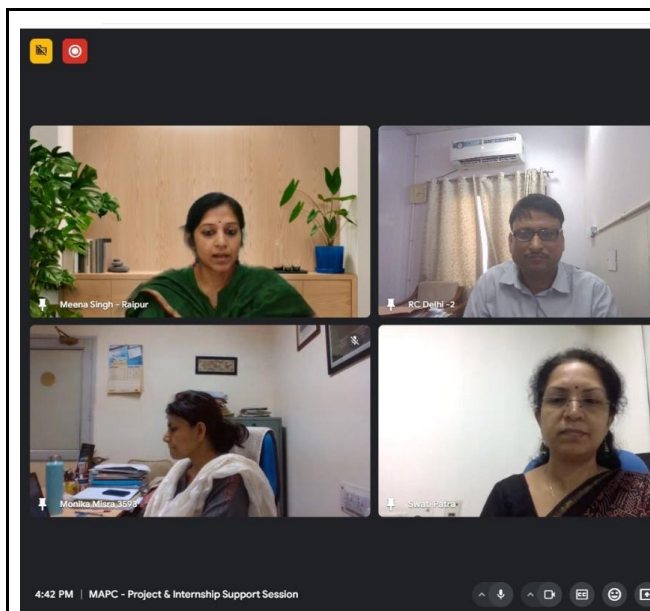
**VISIT TO Dr B R Ambedkar University, FOR ESTABLISHMENT OF LEARNER  
SUPPORT CENTER**

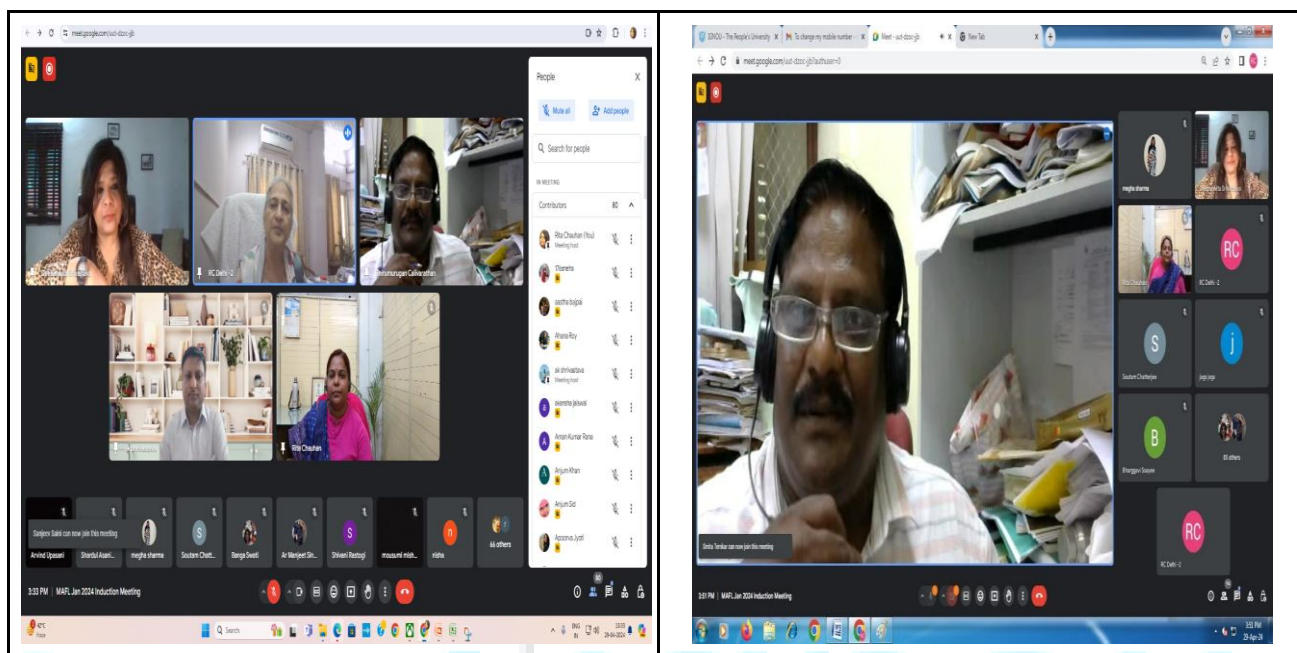
IGNOU Regional Centre DELHI 2 team had a detailed discussion today with Registrar, Dean Academic & Dean Planning of Dr B R Ambedkar University, Delhi for the establishment of IGNOU study centre in the university for the different programs of SOHS, SOSS, SOJNMS, SOCE, SOMS etc.

**INDUCTION MEETING – MAFL PROGRAMME- 29<sup>th</sup> April 2024**

IGNOU Regional Centre Delhi-2 in association with School of Foreign Languages organized the Online Induction Meeting for the newly enrolled learners of Master of Arts in French Language (MAFL) Programme for January 2024 session on 29<sup>th</sup> April 2024 at 03.30 pm through Google Meet. The Induction Meeting was initiated with welcome and opening remarks about IGNOU by Dr. Kanan Sharma, Regional Director, RC Delhi-2. Thereafter, Dr. Deepanwita Srivastava, Director, SOFL and Programme Coordinator provided an overview about the MAFL programme and further elaborated on various aspects of counselling schedule, self learning material, assignment, synopsis and project component. Prof. Thirumurugan Calivarathan, well renowned French expert from Pondicherry University was the Guest speaker for the induction meeting. He made learners well versed about the academic content of the MAFL programme and various teaching learning resources available for the French language. More than 95 learners participated and interacted in the induction meeting. Dr. Amit Srivastava, Deputy Director, RC Delhi-2 and Dr. Rita Chauhan, ARD, RC Delhi-2 coordinated the entire programme. Dr. Ataur Rahman, ARD proposed the formal vote of thanks to everyone. The recordings of the induction meeting are available at youtube channels of RC Delhi-2 and SOFL.





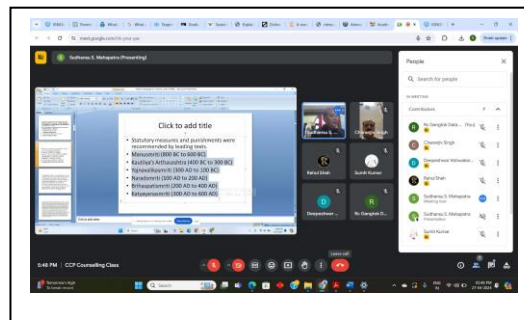
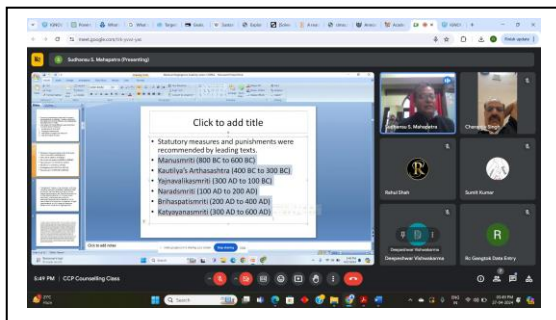


## Gangtok

### Gangtok

#### PART 9. Other events.

1. Academic Counselling for the CCP programme January-2024 session as Nodal RC: Academic Counselling sessions for the freshly enrolled learners in the January-2024 session was held on 27<sup>th</sup> & 28<sup>th</sup> April, 2024 5-7 P.M through the Google Meet link <https://meet.google.com/trk-yvvz-yas>. Prof. S.S Mahapatra of Sikkim University and Coordinator of IGNOU LSC-2420R (Sikkim University) hosted and took the Counselling sessions. The sessions saw participation of about 20 learners which was hosted by the Assistant Regional Director, Dr. Rajesh Kumar Meena along with necessary intervention from other RC officials. Screenshots of the meeting are attached below,



2. Academic Counselling of BLIS, BCA, DECE programme: Venue of the sessions- Nar Bahadur Bhandari Degree College, Tadong, Gangtok

Study center:2401

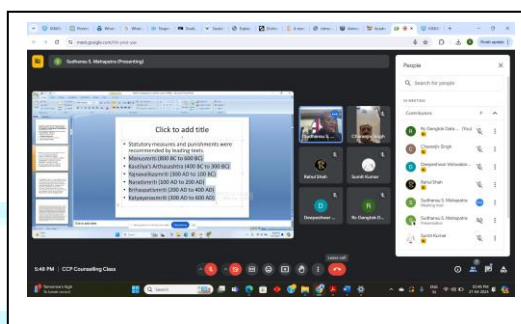
Month: April

Year: 2024

Sl No	Programme	Counseling session				Learners in counseling session			
		Theory		Practical		Assigned		Attended	
		Proposed	Held	Proposed	Held	Theory	Practical	Theory	Practical
1	BLIS	--	--	10	10		16		13
2	BCA	--	--	15	10		08		07
3	DECE	04	03	--	--	25		11	





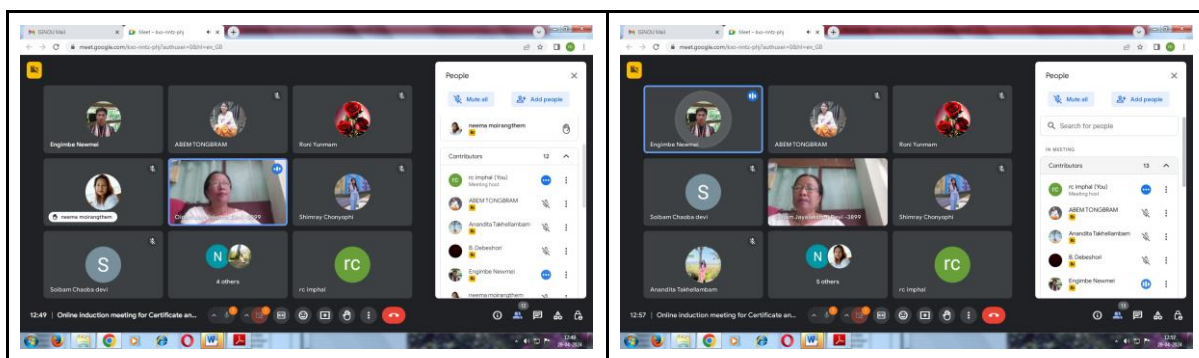


## Imphal

### Online Induction meeting for certificate and Diploma programme

Online Induction meeting for certificate and Diploma programme for January 2024 Session was organised on 29th April 2024 through Google platform. The Programme was attended by, Assistant Regional Director Regional Centre Imphal Academics counsellor and learners.

Speaking on the occasion, Assistant Regional Director, Regional Centre Imphal highlighted the IGNOU Programmes and university rules/system. She also stated that its aim is to provide education to rural poor and also to reach out to the unreached.



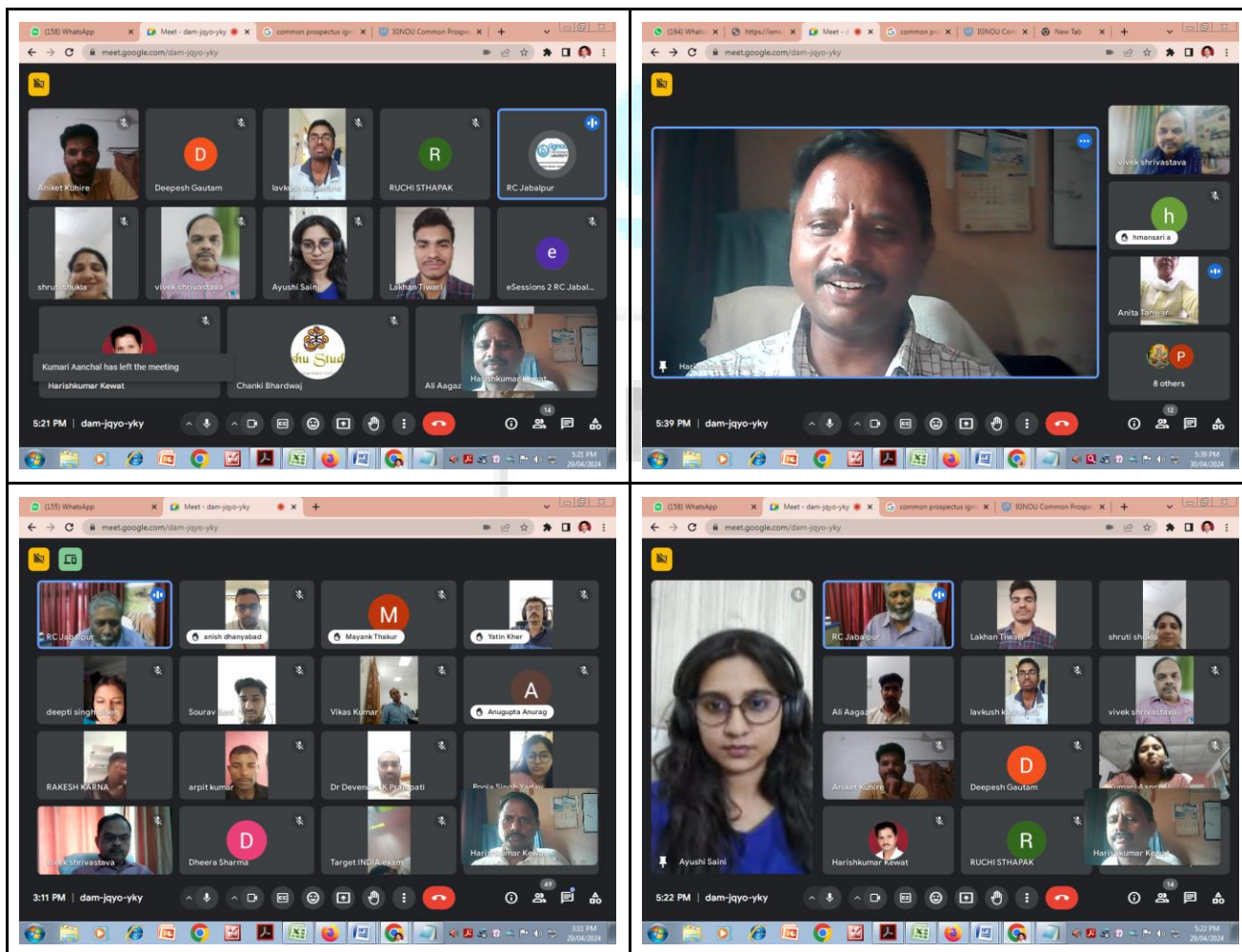
Jabalpur

## INDUCTION MEETING

30/4/24

3 pm to 4 pm

All Bachelor's programme



गूगल मीट के माध्यम से जनवरी 2024 (क्षेत्रीय केंद्र जबलपुर के सभी अध्ययन केंद्रों) के शिक्षार्थियों के साथ परिचयात्मक आभासी चर्चा /

**INTRODUCTORY VIRTUAL INTERACTION WITH LEARNERS OF JAN 2024 (ALL LSCs OF RC JABALPUR) THROUGH GOOGLE MEET**

इन्तू क्षेत्रीय केंद्र की ओर से अभिनन्दन

Greetings from IGNOU Regional Centre Jabalpur

प्रिय शिक्षार्थी,

Dear Learner,

(आपकी निजता को ध्यान में रखते हुये आप BCC हैं /

Viewing to your privacy you are in BCC)

आपके साथ बातचीत करने के लिए, परिचयात्मक वर्चुअल इंटरैक्शन सत्र निम्नानुसार निर्धारित किए गए हैं जिनमें क्षेत्रीय निदेशक डॉ. सोमासी श्रीनिवास क्षेत्रीय निदेशक और अन्य अधिकारी उपस्थित रहेंगे-

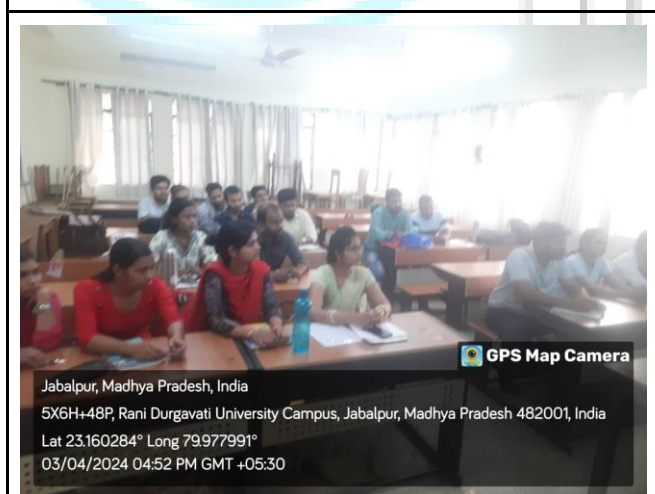
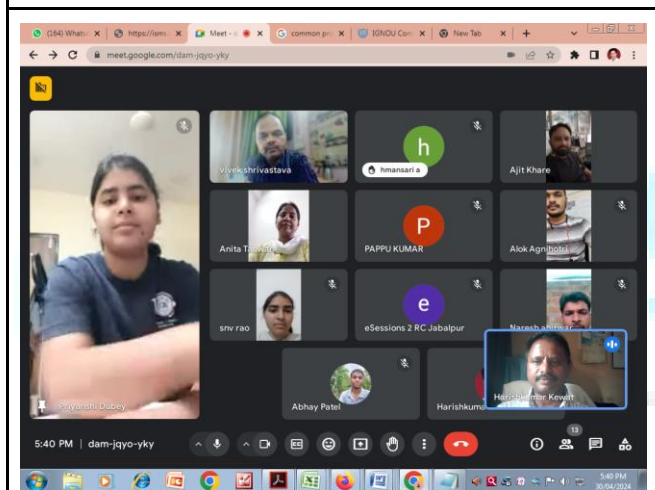
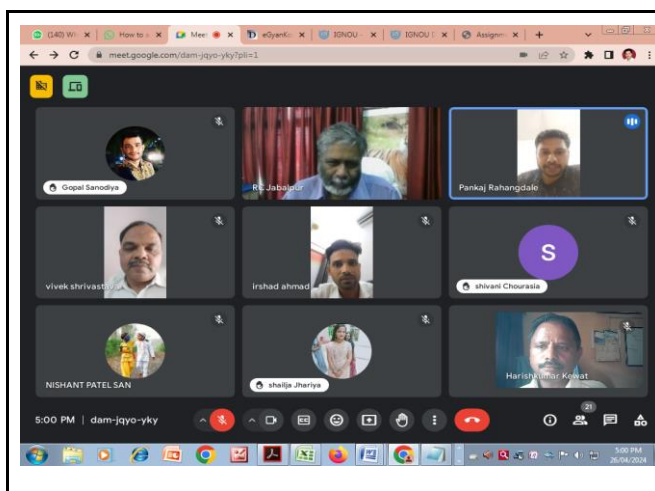
To interact with you, Introductory Virtual Interaction Sessions are scheduled as follows in which Dr. Somasi Srinivas Regional Director and other officers will be present-

S. No.	Date & Day	Time	Study Programme type	Experts	Google Meet Link
1	26/4/24 Friday	3 pm to 4 pm	All Certificate, PG Certificate and OL (Online) programmes	Dr. Somasi Srinivas,  Dr. Vivek Shrivastava,	<a href="https://meet.google.com/dam-iqyo-yky">https://meet.google.com/dam-iqyo-yky</a>
2	26/4/24 Friday	4 pm to 5 pm	All Diploma and PG Diploma programmes	Dr. Anita Pahariya &	
3	29/4/24	3 pm to 4 pm	All Master's prgoramme	Dr. Harish Kumar Kewat	
4	30/4/24	3 pm to 4 pm	All Bachelor's programme		

उपरोक्त सत्र बहुत महत्वपूर्ण हैं, इसलिए अपने अध्ययन कार्यक्रम के अनुसार भाग लेना न भूलें। यदि शेड्यूल में कोई बदलाव होगा तो उसकी भी जानकारी दी जाएगी।

Above sessions are very important, so do not miss to attend according to your study programme. If any change held in the schedule that will be also inform.





## Jaipur

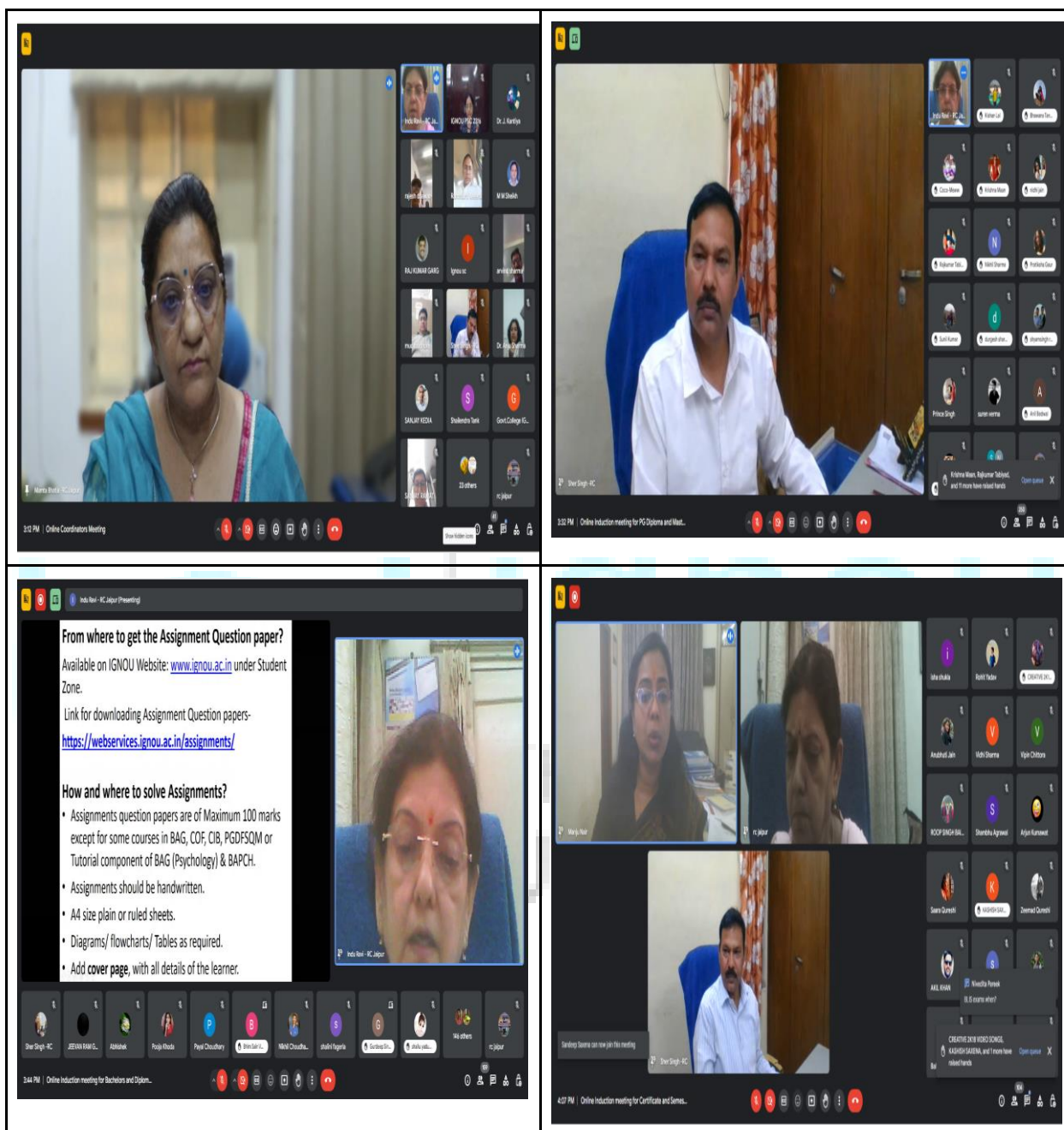
### **Online Coordinators meeting organized on 23.04.2024**

An Online Meeting of Coordinators of Study Centres under the Regional Centre, Jaipur was organized on 23.04.2024. Dr. Mamta Bhatia, Sr. Regional Director, RC Jaipur welcomed all the Coordinators and congratulated all Coordinators for their efforts in enhancing Enrollment in IGNOU programs for the January 2024 session. She also addressed on organization of induction meetings for the January 2024 session of different programs, promotional activities of IGNOU Programmes, Nodal Regional Centres in different programs, and activation of new programs at LSCs. Dr. Rammurti Meena, Assistant Regional Director also gave a brief report on the admission status of various LSCs for the January 2024 session so far and also guided them for organizing promotional activities in gram panchayat, local administration level, and block level on month to month basis for the next admission cycle July 2024. Dr. Indu Ravi, Assistant Regional Director addressed and requested all the Coordinators to evaluate the pending assignment and send the award sheet for the June 2024 Term End Examination, tutorial assignments, evaluation scheme, and preparation of assignments by learners. Dr. Sher Singh, Assistant Regional Director briefed about the clubbing of study centers for organizing practical counseling sessions, and admission strategy for the study centers where admission status is less than 150.

Dr. Pawan Kumar, Assistant Registrar addressed all Coordinators on Financial norms, imprest advances, and timely submission of bills.

About 46 participants were present in the meeting. At the end of the meeting issues of the Coordinators were discussed and resolved.





## Report on Induction meeting for PG Diploma and Master's Degree Programme for January 2024 session

An Online Induction meeting was organized for the learners of the January 2024 session for Masters and PG Diploma programs on 24.04.2024. Dr. Indu Ravi, Assistant Director addressed all learners and gave a presentation on IGNOU programs, evaluation scheme, assignment submission and preparation, programme guide, online portals of IGNOU, projects, practicals, and internship.

Dr. Sher Singh, Assistant Regional Director gave a presentation on the structure of ODL, admission procedure, registration details. About 250 learners were attended the meeting. At the end of the meeting, all queries of the learners were addressed and resolved.

#### **Online Induction meeting for Masters and Diploma Programmes for January 2024 session**

An Online Induction meeting was organized for the learners of the January 2024 session for Diploma and Master's Degree programs on 16.04.2024. Dr. Indu Ravi, Assistant Director addressed all learners and participants on assignments, projects, submission of assignments, evaluation process and practicals. Dr. Sher Singh, Assistant Regional Director gave a presentation on the structure of ODL, admission procedure, registration details, and various online portals of IGNOU. Dr. Rammurti Meena, Assistant Regional Director addressed learners on egyptankosh, and access to registration details. Approximately, 183 learners were attended the meeting. At the end of the meeting, all queries of the learners were addressed and resolved.

#### **Report on online Induction meeting for Semester and Certificate program for January 2024 session**

An Online Induction meeting was organized for the learners of the January 2024 session for certificate and semester based programmes under Nodal RC Jaipur on 12.04.2024. Dr. Indu Ravi, Assistant Director addressed all learners and participants about IGNOU programs, skill development programs, and various activities of IGNOU. Dr. Sher Singh, Assistant Regional Director gave a presentation on the structure of ODL, admission procedure, registration details, and various online portals of IGNOU. Dr. Indu Ravi, Assistant Regional Director gave a presentation on assignments, the evaluation process, and the submission of assignments. Dr. Manju Nair, Coordinator, IGNOU SC 23153, addressed all learners on the structure and functionality of the Study Centre. Approximately, 150 learners were attended the meeting. At the end of the meeting, all queries of the learners were addressed and resolved.

#### **Report on Online Induction meeting for the January 2024 session for ODL and Online Programmes under Nodal RC Jaipur**

An Online Induction meeting was organized for the learners of the January 2024 session for MSKOL, ACPSD, BSCBCH, BSCFBC, CSWM, CWHM & PGDEML programs under Nodal RC Jaipur on 01.04.2024. Dr. Mamta Bhatia, Sr. Regional Director addressed all learners and participants about IGNOU programs, skill development programs, and various activities of

IGNOU. Dr. Sher Singh, Assistant Regional Director gave a presentation on the structure of ODL, admission procedure, registration details, and various online portals of IGNOU. Dr. Indu Ravi, Assistant Regional Director gave a presentation on assignments, the evaluation process, and submission of assignments. All program Coordinators from various Schools, IGNOU, New Delhi were also present in the meeting. All queries of the learners were addressed and resolved.

### Jammu

Induction Meeting held at LSC 1201, DDE University of Jammu on 24.04.2024 for Fresh batch of learners enrolled for January 2024 admission session.



Webinar on the Theme “Innovation on Startups” organized by RC Jammu on 20.04.2024.



## Jodhpur

Online Induction Meeting of CAHT Programme for Jan. 2024 session by Nodal RC Jodhpur.

Details : - As per instruction from our Director, RSD on 23th March,2024 we have organized an online induction meeting through Google meet hosted as a Nodal RC of Certificate in Anti Human Trafficking (CAHT). Total 25 learners enrolled all India in CAHT Programme for the January-2024 session. Dr. Sachin Shridhar Sukhadeve, Regional Director, IGNOU RC Jodhpur, delivered a welcome speech & also shared views about IGNOU & ODL system. Dr Muakhtayar Ali, ARD delivered lecture on about CAHT Programme, Evaluation system of IGNOU, role of Learner Support Centre, Assignments, Examination, Project etc. Dr Ajay Vardhan Acharya, ARD guided the learners about Study Materials, E -content, Online Counselling session. Four learners were present in the meeting. Learner details are following-

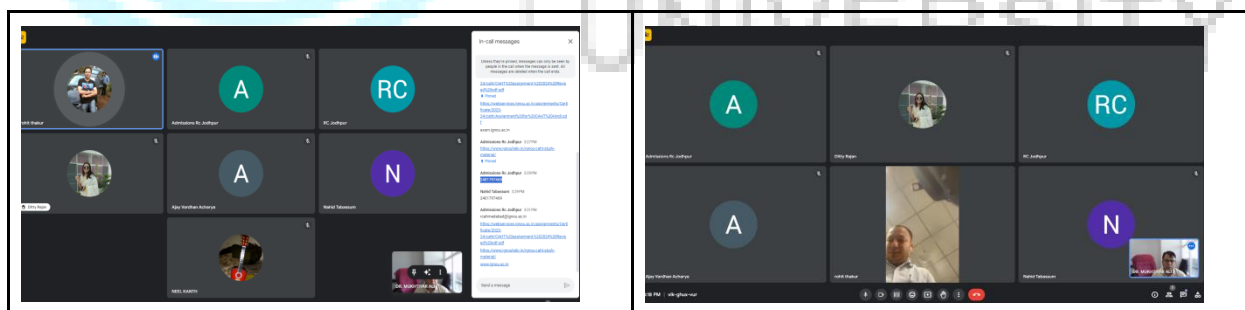
01 DITTY CHINNU RAJAN, Enrollment No. 2401109972, RC JAIPUR.

02. ROHIT , Enrolment No. 2401940688 RC HQs

03. NAHID TABASSUM, Enrollment No. 2401797469, RC AHMEDABAD

04. RAHUL SINGH CHOUHAN, Enrollment No. 2401410918, RC HQs.

The meeting was coordinated by Dr Muakhtyar Ali, ARD, IGNOU RC Jodhpur. This is for your kind information & necessary action please.



Details of the Online Induction Meeting

Date: 01.04.2024 (Monday)

Time: 03.00 PM

Online Google Meet Link: [meet.google.com/vik-ghux-vur](https://meet.google.com/vik-ghux-vur)



### **Induction Meeting at LSC- 2302 Vidya Bhawan Rural Institute, Udaipur.**

IGNOU LSC- Vidya Bhawan Rural Institute, Udaipur has organized a Induction meeting for January-2024 session on 01<sup>st</sup> April, 2024 as per schedule. The meeting was started by Dr. Laxman Singh Rajput, Coordinator, Vidya Bhawan Rural Institute, Udaipur. formally welcoming all the participants, which was followed by the opening remark by Dr. Sachin Shridhar Sukhadeve, Regional Director, IGNOU RC Jodhpur interacted with the learners. Dr. Ajay Vardhan Acharya, ARD has given guidance for SLM & other support services. He also informed them learners about the importance & validity of ODL programmes. Dr Muakhtyar Ali, Assistant Regional Director, IGNOU RC Jodhpur also interacted with learners on a wide range of issues, from learner support services, Evaluation system, Counselling session, practical sessions, Assignments re registration IRC, teleconferencing sessions, iGRAM, Use of Social Media etc. A vote of thanks was proposed by Dr. Laxman Singh Rajput, Coordinator, LSC-2302. Udaipur.

### **CPDT Workshop for January 2024 session learners (Ist Batch)**

Date : 01/04/2024 to 05/04/2024

Place – NLI, Mavali, Udaipur

इन् नवोदय विद्यालय समिति के संयुक्त तत्वावधान में संचालित महत्वपूर्ण परियोजना के तहत इन् नवोदय विद्यालय में कार्यरत शिक्षकों को क्षमता विकास हेतु विशेष प्रकार का कार्यक्रम संचालित कर रहा है। इसी कड़ी में क्षेत्रीय केंद्र जोधपुर के तहत नामांकित शिक्षकों के लिए पाँच दिवसीय कार्यशाला के समापन नवोदय नेतृत्व विकास संस्थान, मावली जिला उदयपुर में हुआ। दिनांक 05/04/2024 को विधिवत रूप से समापन हुआ है। इन कार्यशाला के सफलतापूर्वक करवाने में विद्या भवन, उदयपुर व अन्य संस्थानों के संकाय सदस्यों का महत्वपूर्ण योगदान रहा। एन एल आई मावली के सभी सदस्यों ने बहुत ही सुनियोजित ढंग से इन का आयोजन करवाया। समापन सत्र में देश के विभिन्न क्षेत्रों से आये शिक्षकों ने इन् के क्षमता विकास से जुड़े इस कार्यक्रम व कार्यशाला के बारे में अपने अनुभव साझा किये और ये बताया कि इस कार्यक्रम से नवोदय विद्यालय के शिक्षक ओर प्रभावी ढंग से विधार्थियों व समिति के लिए कार्य करेंगे। ज्ञात रहे नवोदय विद्यालय भारत में विद्यालय शिक्षा का एक आदर्श उदाहरण है। जो 1987 से गुणवत्ता आधारित आवासीय शिक्षा संपूर्ण भारत में फैले 700 से अधिक आवासीय विद्यालयों के माध्यम से दे रहा है। जिस में लगभग 17500 शिक्षक कार्यरत हैं। आगामी 4- 5 वर्षों के भीतर सभी शिक्षकों को प्रशिक्षण इन् के द्वारा दिया जाएगा। जिसमे 42 प्रतिभागियों ने भाग लिया। इस कार्यशाला की मॉनिटरिंग डॉ. मुख्त्यार अली, सहायक क्षेत्रीय निदेशक इन् जोधपुर ने की।

### **92nd Weekly Online Student Grievance Redressal Camp**

Object: - Live problems solve & Post Admission counselling for January-2024 session Through - Telegram Live Streaming

Date : 3th April, 2024 (3:00 PM to 4:30 PM)

No. of learners - 152 learners were present.

Resource person Dr. Sachin Shridhar Sukhadeve, RD & Dr. Muakhtyar Ali, ARD



### Induction Meeting for January 2024

Place – IGNOU LSC – 88007, Shri Nathji Institute of Bio-technology & Management, Nathdwara  
Date : 05/04/2024.

Resource Person – Dr. Muakhtyar Ali, ARD, RC Jodhpur

IGNOU LSC- 88007 Shrinath Ji Institute of bio-technology & Management, Nathdwara has organized a Induction meeting for January-2024 session on 05th April,2024. The meeting was started by Dr. Dipti Bhargava, Principal, Shrinath Ji Institute of bio-technology & Management, Nathdwara formally welcoming all the participants, which was followed by the opening remark by Sh. Ashok Pareek, Secretary SIBM, Nathdwara interacted with the learners & gave guidance for IGNOU. He also informed them learners about the importance & validity of ODL programmes. Dr Muakhtyar Ali, Assistant Regional Director, IGNOU RC Jodhpur also interacted with learners on a wide range of issues, from learner support services, Evaluation system, Counselling session, practical sessions, Assignments re registration IRC, teleconferencing sessions, iGRAM, Use of Social Media etc .We were invited to 714 learners for January 2024 but 275 learners were present in this meeting. During the open session 52 learners raised queries from various issues. Dr Muakhtyar Ali solved learners' queries. A vote of thanks was proposed by Sh. Saurabh Kapoor, Coordinator, LSC-88007.



### **Induction Meeting for January 2024**

Place – IGNOU LSC – 2311, Kuchaman College, Kuchaman City.

Date : 08/04/2024.

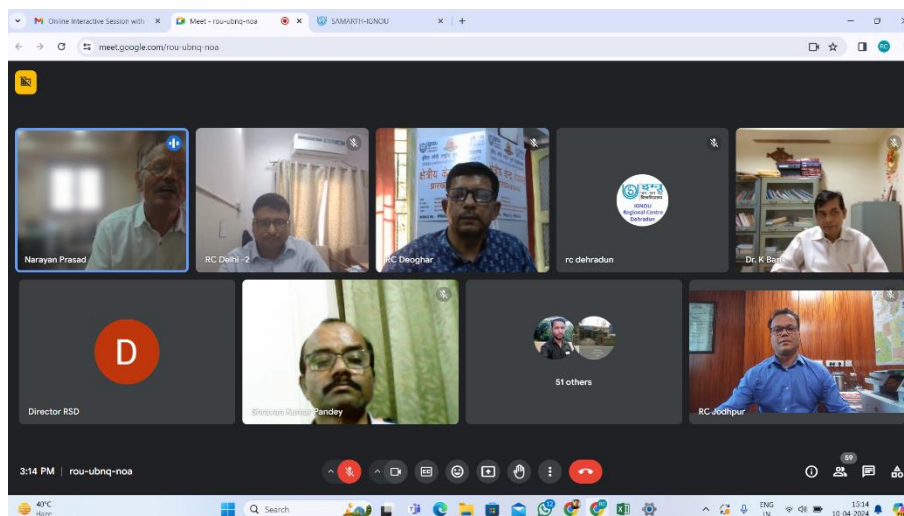
Resource Person – Dr. Muakhtyar Ali, ARD, RC Jodhpur

IGNOU LSC- 2311 Kuchaman College, Kuchaman City has organized a Induction meeting for January-2024 session on 08th April,2024. The meeting was started by Sh. Mahendra Kumar Mishra, Coordinator formally welcoming all the participants. Dr Muakhtyar Ali, Assistant Regional Director, IGNOU RC Jodhpur also give opening remark and interacted with learners on a wide range of issues, from learner support services, Evaluation system, Counselling session, practical sessions, Assignments re registration IRC, teleconferencing sessions, iGRAM, Use of Social Media, importance of ODL, Validity of ODL & Online Education etc .We were invited to 753 learners for January 2024 but 220 learners were present in this meeting. During the open session 40 learners raised queries from various issues. Dr Muakhtyar Ali solved learners' queries.

A vote of thanks was proposed by Dr. RC Bhati, Asst. Coordinator, LSC-2311.







**Google Meet with Faculty of Library and Information Science on 10/04/2024.**



### **93rd Weekly Online Student Grievance Redressal Camp**

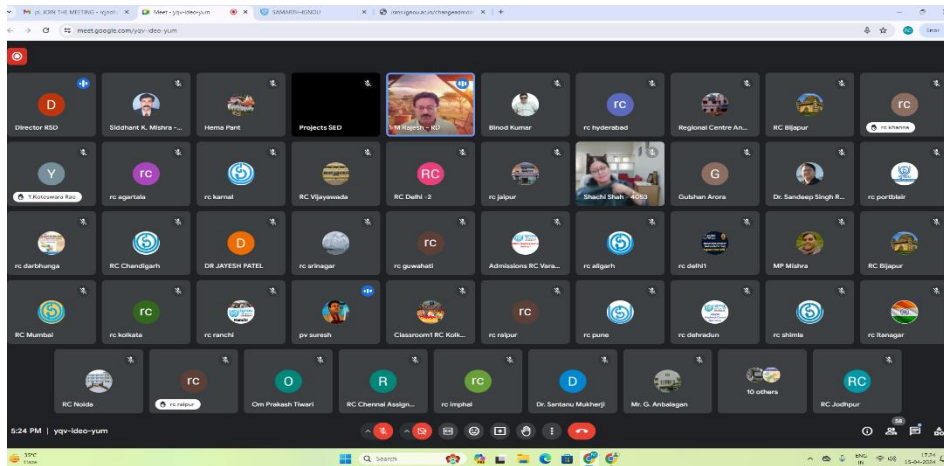
Object: - Live problems solve & Post Admission counselling for January-2024 session Through - Telegram Live Streaming

Date : 10th April, 2024 (3:00 PM to 4:30 PM)

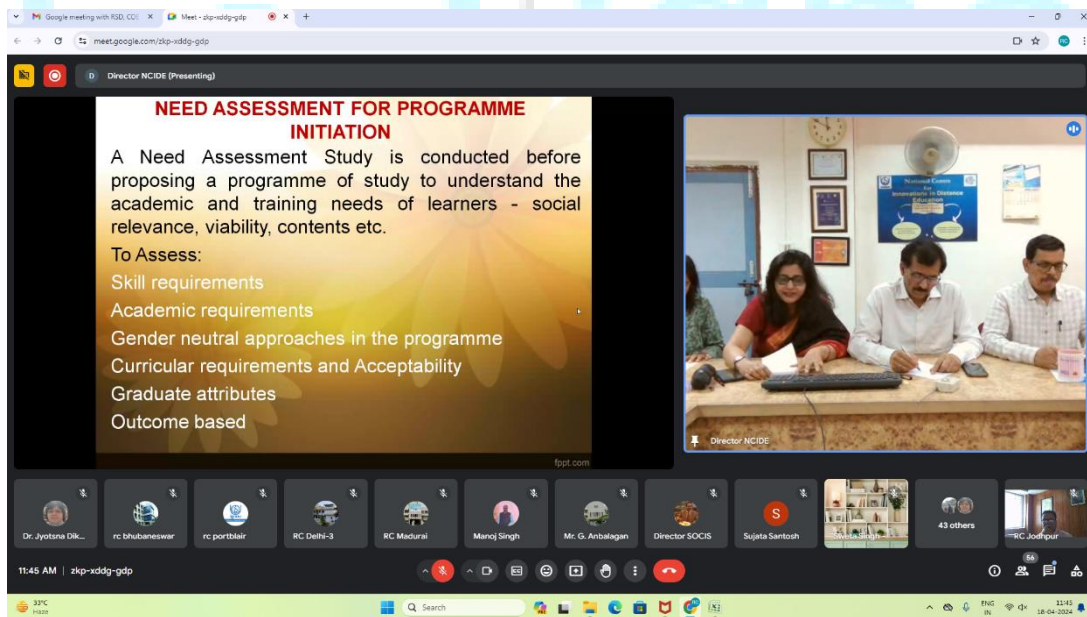
No. of learners – 70+ learners were present.

Resource person Dr. Sachin Shridhar Sukhadeve, RD & & Dr. Rupali Srivastava, ARD

## Google Meet with COE, SOCIS and SED on 15/04/2024



**Google Meet with NCIDE for IGNOU@2047 on 18/04/2024**



## 94th Weekly Online Student Grievance Redressal Camp

Object: - Live problems solve & Post Admission counselling for January-2024 session Through - Telegram Live Streaming

Date : 24th April, 2024 (3:00 PM to 4:30 PM)

No. of learners - 165 learners were present.

Resource person Dr. Sachin Shridhar Sukhadeve, RD & Dr. Muakhtyar Ali, ARD & Dr. Rupali Srivastava, ARD



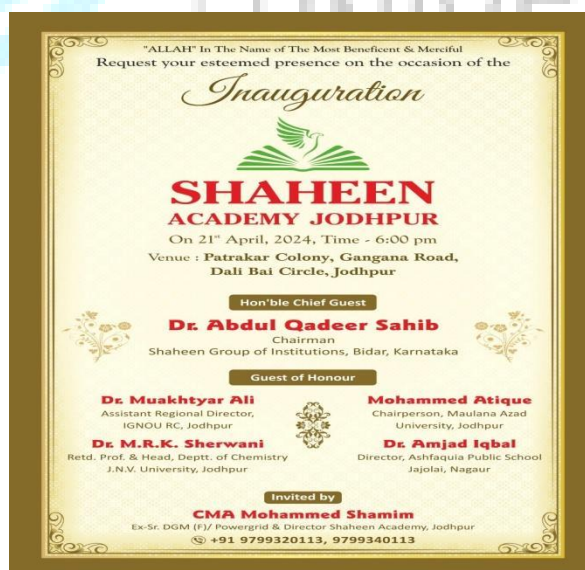
### Career Counselling & Inauguration of Shaheen Academic Jodhpur

Object :- Counselling for 10+2 Science Stream learners

Date :- 21/04/2024

Place – Shaheen Academic, Jodhpur

No. of Participant – 150



Induction Meeting at LSC – 88008, Mahila PG Mahavidyalaya, Jodhpur for January 2024 session. Dr. Ajay Vardhan Acharya, ARD & Dr. Rupali Srivastava, ARD is representative of RC.

Coordinator (I/C) Dr. Anil & All assistant Coordinator actively arrange the Induction Meeting on 28/04/2024 nearly 100+ learners are attended the meeting. All the Students doubt clear by ARDs.

### **Induction Meeting at LSC- 88053 GD Memorial College, Jodhpur.**

IGNOU LSC- 88053 GD Memorial College, Jodhpur has organized a Hybrid Induction meeting for January-2024 session on 28th April, 2024 as per schedule. The meeting was started by Dr. Arjun Snkhala, Principal, Lucky Institute of Professional Studies, Jodhpur formally welcoming all the participants, which was followed by the opening remark by Dr. Sachin Shridhar Sukhadeve, Regional Director, IGNOU RC Jodhpur interacted with the learners & gave guidance for SLM & other support services. He also informed them learners about the importance & validity of ODL programmes. Dr Muakhtyar Ali, Assistant Regional Director, IGNOU RC Jodhpur also interacted with learners on a wide range of issues, from learner support services, Evaluation system, Counselling session, practical sessions, Assignments re registration IRC, teleconferencing sessions, iGRAM, Use of Social Media etc. We were invited to 283 learners for January 2024 but 96 (Face to face & virtual both) learners were present in this meeting. During the open session 39 learners raised queries from various issues. Dr Muakhtyar Ali & Sh. Jitender Kumar Sevag solved learners' queries. A vote of thanks was proposed by Dr. Hardyal Bhati, Coordinator, LSC-88053.



**Blog Writing on Dr. B.R. Ambedkar & Our society.**

At Facebook on 14/04/2024

Link - <https://www.facebook.com/muakhtyar.ali>

NCIDE Ideas for IGNOU@2047 –Achieving CogniTech IGNOU through Holistic Digital Inclusion Ecosystem, including Blended Mode on 2024-04-30





*Dr. M. P. Barman*  
Coordinator  
IGNOU STUDY CENTRE  
DIBRUGARH UNIVERSITY  
Code- 0407



**Report of the**  
**The Induction Programme held on 28.04.2024**  
**at**  
**Dibrugarh University Learner Support Centre (0407)**

An Induction Programme was organized for the new learners who have been admitted to different programmes of IGNOU under our LSC- 0407 during the session of January, 2024 on 28.04.2024 in the Conference hall of the Department of Statistics, Dibrugarh University. Some photographs of the meeting are also attached herewith.

Dr. Partha Jyoti Hazarika, Assistant Co-ordinator, Dibrugarh University LSC-0407, welcomed the learners and expressed sincere delight in seeing a diverse group of talented individuals joining IGNOU and emphasized the institution's commitment to providing quality education to learners from all walks of life. He explained about different aspects of the course such as IGNOU Mobile APP, examination, assignment submission, e-resources, payment of fee, access of library etc. Following the welcome address the learners introduced themselves and then Dr. Anil Chandra Borah, Senior Regional Director, IGNOU Regional Centre Jorhat delivered a comprehensive lecture about IGNOU and briefly explained about the Academic Programs of the IGNOU, Study Material and Delivery system, Evaluation and Examination Process, the procedure of assignment submission, Student Support Services etc. He thoroughly discussed different features of the IGNOU website and focused on how the learners can use it.

In this programme, Mr. Suraj Kumar Gogoi, Assistant Librarian, Assam Medical College and Hospital, Dibrugarh and Dr. Ujjal Saikia, Assistant Professor, Centre for Computer Science and Applications, Dibrugarh University and who are the Counsellors of our LSC were also invited. They delivered a brief lecture to the students, offering insights into the university and concurrently inspiring them to exert effort in their studies, while also illuminating potential career opportunities related to their enrolled subjects.

  
Co - ordinator  
IGNOU Study Centre Code : 0407  
Dibrugarh University



After the lecture, a brief question-and-answer session was held, allowing the learners to seek clarifications and further information. The coordinator and the Assistant coordinator responded to all the queries of the learners. At the end of the programme, Tea and snacks were also arranged for the learners after the session as per the norms of the IGNOU.

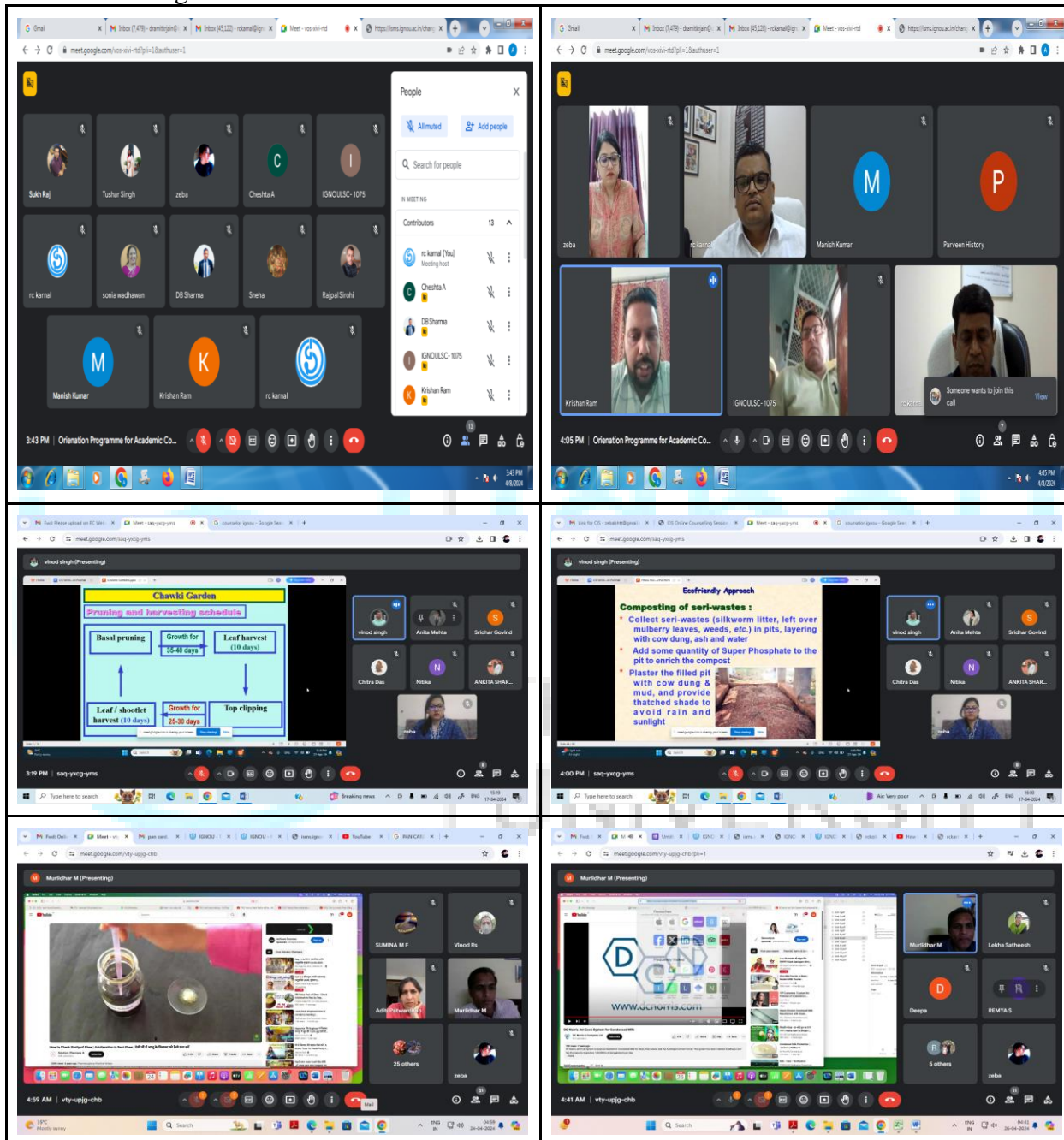
The meeting ended with the vote thanks from Dr. Manash Pratim Barman, Co-ordinator, Dibrugarh University LSC (0407).



  
Co - ordinator  
IGNOU Study Centre Code : 0407  
Dibrugarh University

## Karnal

### Orientation Programme for Academic Counsellors



Conduction and Monitoring of Online Counselling Sessions for CIS Prog as Nodal RC

Conduction and Monitoring of Online Counselling Sessions for DDT Prog as Nodal RC



### Kolkata

A one day Student Grievance Redressal Camp (SGRC) was organized at Regional Centre Kolkata on 30.04.2024 from 11:00am to 05:00pm in offline mode. A Google form was uploaded on 02.04.2024 at RC Kolkata website and social media platforms for dissemination among the students. The committee members for the SGRC were Dr. Sujata Dutta Hazarika, Sr. RD, Dr. Santanu Mukherji, ARD, Sh. P C Dutta, SPA and Sh. Gaurav Kumar, Assistant.

In response to our efforts a total of 88 grievances were collected through the Google form. The details of grievances are segregated as below:

Sl.no	Nature of Grievance	Nos of Grievances	Action taken
1	Non updation of assignment marks	18	Invited students to SGRC on 28.03.2024
2	Non receipt of marksheet	8	Forwarded to SED keeping students in CC
3	Non receipt of study material	19	All forwarded to MPDD ( outside Kolkata City)
4	Practical Counseling	3	Related to BAPI002, 003 practicals- students were informed practicals will be conducted shortly.
5	Any other	25	12 students were invited to SGRC 13 were forwarded to SRD/ SED.
6		8	Students were invited and LSC/RC was changed on the spot
7	Non receipt of degree		All the 8 degrees were sent by post.
8	Counseling sessions	7	All the students were invited to SGRC.
	Total	88	

In response to our efforts a total of 16 students attended the SGRC on 30.04.2024 whose grievances were related to assignment , SLM, Counseling and any other. The committee members met the students one to one and resolved most of the issue on the spot except 2 nos related to practical counseling sessions. The students were informed that the practical counseling sessions will commence shortly and the learners will be duly informed.

### Koraput

#### ONLINE MEETINGS

Grievance Meeting conducted for the learners of LSC located at Regional Centre(Code-4400) through online on 1<sup>st</sup> April, 2024 at 5.00 pm. Around 100 learners participated in the meeting and

clarified their doubts pertaining to downloading I Card, submission of assignments, Term End examination, Study materials etc. The link of the meeting :: <https://meet.google.com/aqz-fuuq-jti>  
Induction Meeting conducted for the learners of Certificate, MBA and MCA programmes of January, 2024 Session on 2<sup>nd</sup> April, 2024 at 4.00 pm. Detail discussion conducted and clarified their doubts regarding different components of support services. The link of the meeting is:: <https://meet.google.com/vyb-hyys-sxy>

Another Induction Meeting conducted for the learners of Bachelors Degree programmes of January, 2024 Session on 4<sup>th</sup> April, 2024 at 3.00 pm. Detail discussion conducted and clarified their doubts regarding different components of support services. The link of the meeting is: <https://meet.google.com/nvn-uqhu-qyd>

The next Induction Meeting conducted for the learners of Master Degree programmes of January, 2024 Session on 4<sup>th</sup> April, 2024 at 4.30 pm. Detail discussion conducted and clarified their doubts regarding different components of support services. The link of the meeting is: <https://meet.google.com/qvc-fbbc-zwc>

The next Induction Meeting conducted for the learners of MAEDU programme of January, 2024 Session on 5<sup>th</sup> April, 2024 at 4.00 pm. Detail discussion conducted and clarified their doubts regarding different components of support services. The link of the meeting is: <https://tel.meet/sbt-nbqd-pfq?pin=9609141539364>

Coordinators Meeting conducted on 07-04-2024 at 4 .00 pm to discuss regarding accounts and finance activities of LSC. Further a discussion conducted as per the guideline received from Finance Section, IGNOU New Delhi regarding deduction of TDS and also the policy of the University regarding handling of cash at LSC and use of cheque and NEFT transfer for different academic purposes. The link details of the meeting is <https://meet.google.com/cqc-pwse-dgg>.

Grievance Meeting conducted for the learners of LSC located at Rajendra University, Bolangir (2107) through online on 18<sup>th</sup> April, 2024 at 5.00 pm. Around 80 learners participated in the meeting and clarified their doubts pertaining to submission of assignments, Term End examination, Study materials etc. The link of the meeting :: [meet.google.com/etu-jsqr-sbj](https://meet.google.com/etu-jsqr-sbj)

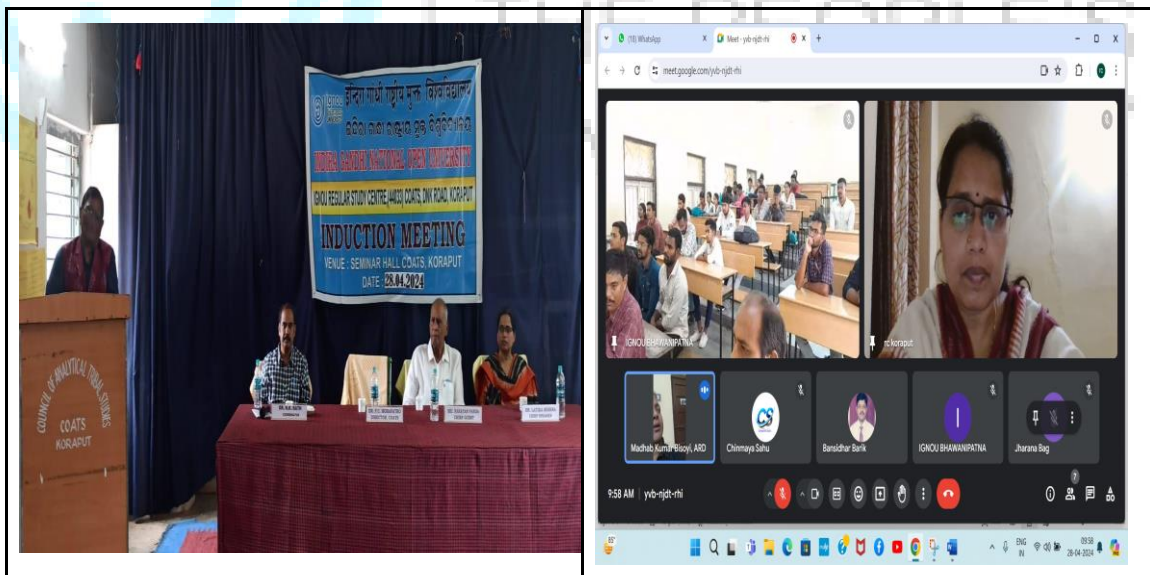
A webinar conducted by Regional Centre, Koraput on Digital Innovation: Data management in School on Friday, April 12 at 3:00 – 5:00pm. The link details are : <https://meet.google.com/iue-ofhn-vdw>. Around 100 participants, including students, Academic Counsellors, Coordinators and

Academics of few Regional Centres attended the programme. At the outset Dr. Banshidhara Barik, Asst. Regional Director welcomed all the Guests and participants to the programme. Thereafter Dr. Latika Mishra, Regional Director gave her welcome address and highlighted the purpose of the Webinar. There after the Resource Person Mr. Gobinda Chandra Dash, Teacher highlighted the background of the Innovation in Data Management. After that he presented step wise the process of innovation and usefulness of this innovation at school and educational institution level. At the end of the meeting Mr. Madhab Kumar Bisoyi, Assistant Regional Director proposed formal Vote of Thanks.

### OFFLINE MEETINGS

Three Induction Meetings conducted at the following three study centres under Regional Centre, Koraput. The details are as follows:

Sl.No	Date of Induction Meeting	Name of LSC with Code
1	28-04-2024	Kalahandi University, Kalahandi (2113)
2	28-04-2024	Nabarangpur College, Nabarangpur (2139)
3	28-04-2024	COATS, Koraput (44033)





## ନବରଙ୍ଗପୁର ମହାବିଦ୍ୟାଳୟରେ ଇଣ୍ଡୋର ପ୍ରାରମ୍ଭ ପରାମର୍ଶ କାର୍ଯ୍ୟକ୍ରମ

ନବରଙ୍ଗପୁର, ୨୯/୪ (ବିପ୍): ଇନ୍ଦିରାଗାନ୍ଧୀ  
କାନ୍ତାୟ ମୁକ୍ତ ବିଶ୍ୱବିଦ୍ୟାଳୟ, ନବରଙ୍ଗପୁର ଶାଖା  
ପକ୍ଷରୁ ନୂତନ ଭାବେ ନାମ ଲେଖାଇ ଥିବା


ଇଣ୍ଡୋର ପ୍ରାରମ୍ଭ ପରାମର୍ଶ କାର୍ଯ୍ୟକ୍ରମ ଅନୁଷ୍ଠିତ ହେଲାଣି। ଏଥିରେ ମୁଖ୍ୟଅତିଥି ଭାବେ ମହାବିଦ୍ୟାଳୟର ଅଧ୍ୟକ୍ଷ ଡଃ. ରାମଚନ୍ଦ୍ର ବିଶ୍ୱାଳ ଯୋଗ ଦେଇ ଇଣ୍ଡୋରକୁ ନୂତନ ଶିକ୍ଷା ବର୍ଷ ପାଇଁ ସ୍ୱାଗତ କରାଇ ଦୂର- ନିରନ୍ତର ଶିକ୍ଷା କ୍ଷେତ୍ରରେ ଇନ୍ଦିରାଗାନ୍ଧୀ ମୁକ୍ତ ବିଶ୍ୱବିଦ୍ୟାଳୟ (ଇଗ୍ନୋ)ର ସ୍ୱରୂପପୂର୍ଣ୍ଣ ଭୂମିକା ସମ୍ପର୍କରେ ଅବଗତ କରାଇଥିଲେ। ସମ୍ମାନିତ ଅତିଥି ଭାବେ ଉପାଧ୍ୟକ୍ଷ

ବିଜ୍ଞାନ ବିଭାଗ ମୁଖ୍ୟ ଡଃ. ଗୋବିନ୍ଦା ରାଓ ଯୋଗ ଦେଇ ଇଗ୍ନୋ ମାଧ୍ୟମରେ ଶିକ୍ଷାଗ୍ରହଣ କରି ଯେଉଁକି ସମ୍ପଦ କ୍ୟାରିୟର କରିହେବ ସେ ସମ୍ପର୍କରେ

କହିଥିଲେ। ଇନ୍ଦିରା ଗାନ୍ଧୀ କାନ୍ତାୟ ମୁକ୍ତ ବିଶ୍ୱବିଦ୍ୟାଳୟର ନବରଙ୍ଗପୁର ଶାଖା ଦ୍ୱାରା ଇଣ୍ଡୋର ପ୍ରାରମ୍ଭ ଇଣ୍ଡୋର ପ୍ରାରମ୍ଭ ପରାମର୍ଶ କାର୍ଯ୍ୟକ୍ରମ ଚୟନ ଏବଂ ପଞ୍ଜୀକରଣ ପ୍ରକ୍ରିୟା, ଉପକଳ୍ପ ହେଉଥିବା ଲାଭକ୍ରେତା ସୁବିଧା ଆଦି ବିଷୟରେ ସୂଚନା ଦେଇଥିଲେ। ନବରଙ୍ଗପୁର ଇଗ୍ନୋ ଶାଖା ସହଯୋଗୀ ନିରନ୍ତର ଟ୍ରିପାଠୀ ଧନ୍ୟବାଦ ଦେଇଥିଲେ।



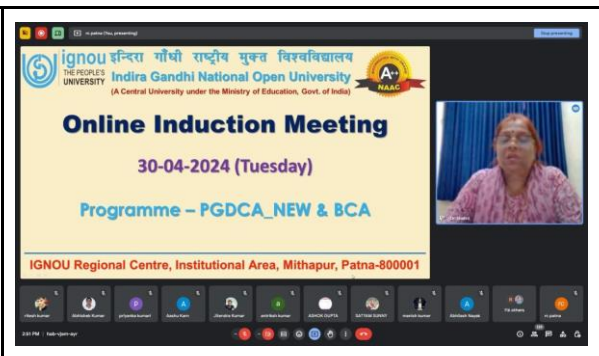
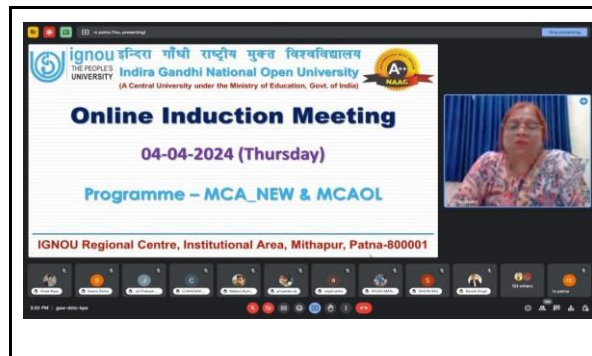
### Lucknow




<http://rclucknow.ignou.ac.in/news/1>

### Patna

Online Induction meeting of MCA\_NEW and MCAOL on 04<sup>th</sup> April 2024.

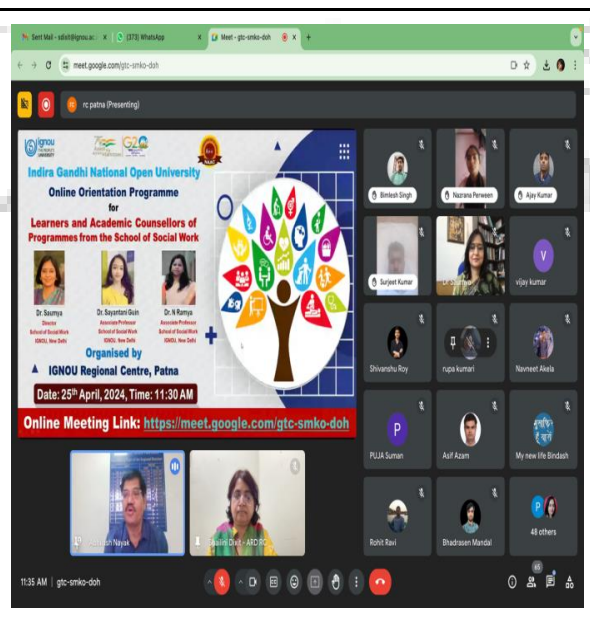






### Online BLIE230 Internship alternative Viva-voce was conducted on 27-04-2024.

Participation and Presentation of Paper by Dr Shalini Dixit, ARD in the International Congress Dr Shalini Dixit, ARD attended and presented paper - 8<sup>th</sup> International congress of Society of South Asian Archaeology (SOSAA) organised by Bihar Museum, Patna and Directorate of Archaeology (Department of Art, Culture and Yuth, Government of Bihar) April 4<sup>th</sup> – 7<sup>th</sup> 2024 on the topic was – “Understanding the Archaeological Footprint of Ashoka’s Global vision for Buddhism”.





### **Interactive session with faculty of Library and Information Science**

Dr Shalini Dixit, ARD attended the online interactive session of the faculty of Library and Information Science with all the Regional Directors on 10<sup>th</sup> April 2024 to discuss on various issues, mainly related to Internship report.

### **Online Grievance Redressal session organized and attended**

The Regional Centre organized an Online Grievance Redressal Session from 11.30 A.M. i.e. on 18/04/2024 (Thursday) for the learners who had grievances related to any of the support services.

### **Orientation Programme for Learners and Academic Counsellors of Programmes from the School of Social Work**

The Regional Centre organised an online Orientation Programme for Learners and Academic Counsellors of Programmes from the School of Social Work at 11.30 am on 25<sup>th</sup> April 2024. Prof Soumya, Director of the School, Prof Sayantini Guin and Dr Ramya made presentations on the programmes for which they are the Coordinators, discussed different aspects of the programmes, interacted with the learners and the academic counsellors and clarified their doubts. Dr Shailini Dixit, ARD coordinated the interactions during the session.

### **Online Coordinators' Meet**

The Regional Centre organised an online meeting of the Coordinators at 4.30 pm on 25.04.2024 to discuss the submission of MMR by the 10th of every month, conduct of Academic Counselling sessions through the Online and Face to face modes, conduct of practical counselling sessions for BSC and other practical-intensive programmes, processing and evaluation of assignments submitted for TEE June 2024, opening and closing time of the LSCs, empanelment of academic

counsellors for the programmes newly launched by the University and activation of these programmes at the LSCs, timely submission of bills for support services.

All the part time functionaries of the LSCs participated in the meeting and interacted with the Regional Director, officers/officials of the Regional Centre dealing with the student support services and discussed the issues being faced by them in providing support services to the learners.

### **Orientation Programme for the Academic Counselors of School of Agriculture**

The School of Agriculture in collaboration with the Regional Services Division organised a meeting of the faculty from the school with the academic counsellors and Coordinators of the Learner Support Centres for programmes from the School of Agriculture at 11 am on the 26<sup>th</sup> of April 2024 to orient the academic counsellors and discuss the various issues related to the delivery of the programmes and extension of support services. The Director of the School Prof Pravin Jain delivered the welcome address and all the members of faculty made presentations on the programmes for which they are the Coordinators. Dr. Srikant Mohapatra, Pro Vice-Chancellor briefed about National Education Policy (NEP) requirements in collaboration with the National Skill Framework and emphasized experiential learning methods, hands-on training, offering sessions in regional languages, and promoting video lectures for asynchronous learning. Prof. Uma Kanjilal, Pro Vice-Chancellor proposed rethinking and repositioning programs using AI, disruptive technologies, augmented learning, and blended learning. She highlighted the importance of teaching in the mother tongue and mentioned the E-Vidyabharati initiative which is a global initiative for learners and contextual learning. Then all of them interacted with the academic counsellors, Regional Directors and discussed the issues related the extension of student support services to the learners of the programmes from the school. Dr Abhilash Nayak, RD proposed that a letter should be sent by either the Diretcor of the School or the Vice Chancellor to the Vice Chancellors of the Bihar Agrculture University and PUSA, Samastipur.

#### **7. Webinar on Educational Empowerment of Women through Open, Online and Distance Learning**

Regional Centre organized an online webinar on the topic "Educational Empowerment of Women through Open, Online and Distance Learning" through Google Meet at 11:30 AM on 30.03.2024. Dr. Kiran Pandey, Department of Computer Education and Information Technology, Nalanda Open University, Nalanda was the Resource Person. She discussed the increasing participation of

women in open, online and distance education over the years and how it has contributed to their empowerment. The staff of the Regional Centre, the Coordinators and other part-time functionaries and Academic Counsellors of the Learner Support Centres and some students participated in this webinar. Dr Shailini Dixit, ARD coordinated the interactions during the session.

The joining link for the webinar was: <https://meet.google.com/uqg-oxfz-hwn>

### **Monitoring of Counseling Sessions through the face to face Mode at the LSC 0500**

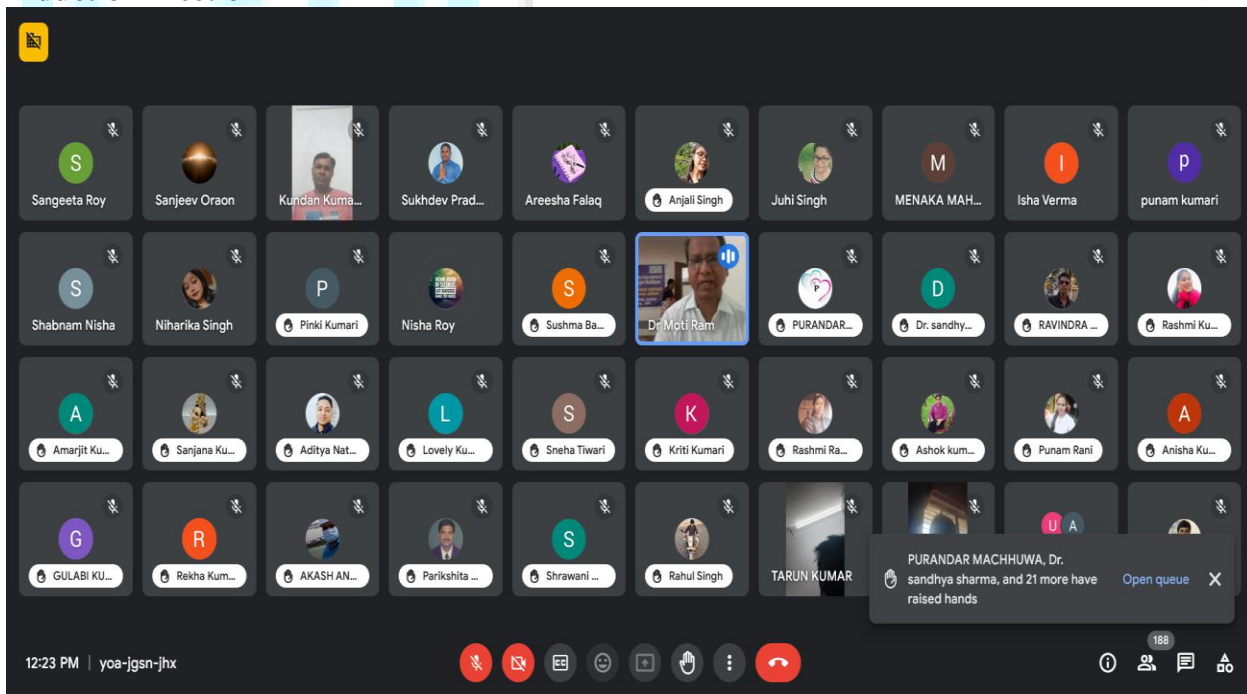






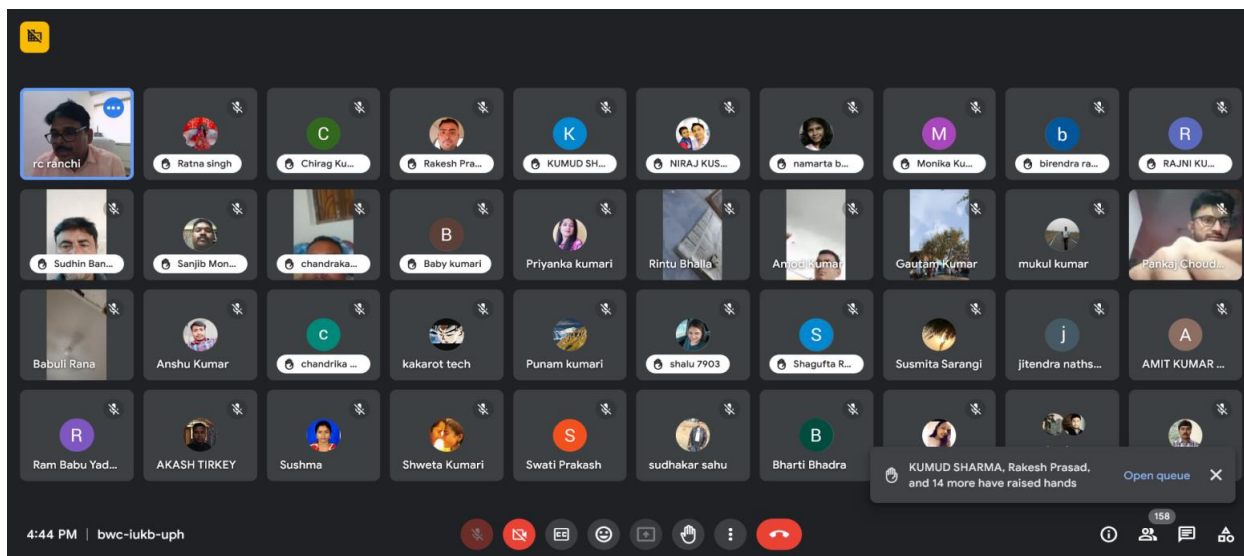
## Ranchi

### Induction Meettion



On line Induction Meeting: PG Diploma/Diploma/PG Programs Jan 2024 held on 03.04.

2024.Total numbers of participants 235.



## Shimla

### Induction meetings for the January, 2024 session.

The IGNOU RC, Shimla has the induction meeting on 5.4.2024 for the learners admitted in Certificates and semester-based programmes of IGNOU for the January, 2024 session. The information related to the IGNOU, ODL system, support services etc. was imparted to them and their queries were responded.

### Monitoring of academic counseling for practical courses

- Online counseling session of MTTM/BAASTM/BTS/DTS/CTS programmes organized by LSC 1103, Government PG College, Solan on 17, 22, 23, 24 & 28.4.2024
- Practical counselling sessions for BLIS and BA (Psychology) held at SC 1101 on 20.4.2024
- Practical counselling sessions for MLIS and BA (Psychology) held at SC 1101 on 25.4.2024

## Srinagar

### Report of the Induction /Orientation Programme

Regional Centre Indira Gandhi National Open University (IGNOU) Srinagar, organized an induction meet for IGNOU learners enrolled for January 2024 admission cycle and Orientation program for part-time staff members and Counsellors. The Induction program, along with an Orientation program for part-time staff members and Counsellors of study centers in GDC

Shopian, Kulgam, Pulwama, and DH Pora, was organised in the auditorium of GDC Shopian from 11:00 am to 5:00 pm today on April 21, 2024.

The program commenced with a warm welcome address delivered by Prof. Sheeraz Gull, Coordinator of LSC Shopian, extending greetings to all participants and highlighting the importance of the occasion.

Distinguished guests present at the event included Regional Director Rizvi Sahab, Principal GDC Shopian Dr. Mohd Shafiq, and Assistant Regional Director Dr. Mohammad Abdullah graced the occasion with their esteemed presence.

Principal GDC Shopian in his brief yet impactful speech, emphasized the significance of quality education and the pivotal role IGNOU plays in providing accessible education to learners from the diverse backgrounds.

This was followed by enlightening addresses by Dr. Mohammad Abdullah, Assistant Regional Director IGNOU Regional Centre Srinagar, shedding light on the vision, mission, and future endeavors of IGNOU in the region.

Dr. Afroze Haider Rizvi, Regional Director elaborated the role IGNOU machinery in solution of students grievances. Highlighting the responsibility of Councillors, he remarked that they are back bone of IGNOU teaching learning process.

Dr. Shahnawaz Ahmad Dar, the esteemed Regional Director of IGNOU Srinagar, shared valuable insightful information with the learners and encouraged learners to make use of most of the opportunities provided by IGNOU to enhance their educational and professional careers.

The event concluded with a vote of thanks presented by Prof. Zahoor Ahmad Bhat, expressing gratitude to all participants, organizers, and guests for their valuable contributions and active participation.

Throughout the program, interactive question-answer sessions facilitated deeper engagement and clarity on various aspects of IGNOU's offerings and initiatives. The entire event was expertly moderated by Prof. Mohd Ishaq Shah, ensuring a smooth and enriching experience for all attendees.





This Induction meet and Orientation program stands as a testament to IGNOU's commitment to fostering inclusive education and empowering learners across the region. The learners and counselors applauded the initiative of IGNOU RC Srinagar for such enriching facilitation and desired such programs in future too.

### Varanasi

For the Fresh students of January 2024 admission session face to face Induction meetings organized by LSCs. Academics of Regional Centre Varanasi attended these induction meetings. Regional Director Dr. U. N. Tripathi attended Induction meetings at Faculty of Social Science BHU (48056) & U P College, Varanasi (2708). In these meetings Dr. U. N. Tripathi, Regional Director briefed all activities like assignment submission, counseling classes, examination, Re-registration, and SLM related information to the learners and also advised all students to follow the Social media accounts of IGNOU Headquarter and Regional Centre and also to visit Regional Centre website regularly for latest information. This time as an Innovative practice Regional Centre Varanasi conducted programme wise Induction meetings in online mode and also Study Centre wise Induction meetings in Face to Face mode. This gave dual opportunity to students to interact with RC officials and LSC functionaries.

RC Academics Dr. Sanjay Kumar, ARD & Dr. Shravan Kumar Pandey, ARD also attended induction meeting and different LSCs.

Induction meeting at IGNOU LSC(R) 48056, Faculty of Social Science, BHU, Varanasi on 21.04.2024



### पीजी कॉलेज में नव प्रवेशी छात्रों की परिचय सभा

गाजीपुर। इंदिरा गांधी राष्ट्रीय मुक्त विश्वविद्यालय, नई दिल्ली अध्ययन केन्द्र पीजी कॉलेज में जनवरी 2024 सत्र के नव प्रवेशी छात्रों के परिचय सभा का आयोजन किया गया। जिसमें मुख्य अतिथि डा. श्रवण कुमार पाण्डेय, असि. रिजनल डायरेक्टर, इग्नू के नव प्रवेशी छात्रों के साथ संवाद स्थापित किया। वक्ता ने बताया कि किस प्रकार से पढ़ाई करना है, असाइनमेंट कैसे लिखा जाय और परीक्षा की तैयारी किस प्रकार करनी है। परिचय सभा के उपरान्त अध्ययन केन्द्र के विशेषज्ञ काउंसलर के साथ शैक्षिक परामर्श बैठक करते हुए डा. एस.के. पाण्डेय ने भारतीय ज्ञान परम्परा से सम्बन्धित प्रोग्राम की जानकारी दी एवं इग्नू एकेडमिक काउंसलर पोर्टल पर इम्पेनलमेंट हेतु प्राध्यापकों को प्रशिक्षित किया। इग्नू के आनलाइन कार्यक्रमों पर प्रकाश डालते हुए एवं एमएस पोर्टल के विशेषताओं से प्राध्यापकों को अवगत कराया। छात्रों के समस्याओं को सुनते हुए उसका समाधान कैसे हो और पुनः पंजीकरण समय से कैसे करायें इसके बारे में विस्तार पूर्वक जानकारी देते हुए सेमेस्टर का स्वरूप, पढ़ाई के तरीके, समस्याओं के त्वरित समाधान, नई शिक्षा नीति एवं इग्नू के ऊपर विशेष रूप से प्रकाश डाला। कार्यक्रम में इग्नू रिजनल सेंटर वाराणसी से आये असिस्टेंट डायरेक्टर डा.श्रवण कुमार पाण्डेय की ने कार्यक्रम में भाग लिया। अध्यक्षता प्रोफे (डॉ) एसडी सिंह परिहार ने किया। कार्यक्रम में प्रोफे.(डॉ) एसएन सिंह, (डॉ) रविशंकर सिंह, (डॉ) अरुण कुमार यादव, डा. राम दुलारे, डा. समरेंद्र कुमार मिश्र, डा. अमित कुमार सिंह, डा. अंजनी कुमार गौतम, डा. संजय कुमार, अरुण कुमार सिंह, नीरज कुमार सिंह, सुनील कुमार इत्यादि उपस्थित रहे। कार्यक्रम का संचालन सह समन्वयक इग्नू डॉ पीयूष कांत सिंह ने किया।

जनसंदेश, 20 अप्रैल, 24

### पीजी कालेज में हुआ सत्र के नव प्रवेशी छात्रों के परिचय सभा का आयोजन

प्रखर ब्यूरो गाजीपुर। पीजी कालेज, गाजीपुर में जनवरी 24 सत्र के नव प्रवेशी छात्रों के परिचय सभा का आयोजन किया गया। जिसमें मुख्य अतिथि डॉ0 श्रवण कुमार पाण्डेय, असिस्टेंट रिजनल डायरेक्टर, इग्नू के नव प्रवेशी छात्रों के साथ संवाद स्थापित कर यह बताया कि किस प्रकार से पढ़ाई करना है, असाइनमेंट कैसे लिखा जाय और परीक्षा की तैयारी किस प्रकार करनी है, विस्तार पूर्वक बताया। परिचय सभा के उपरान्त अध्ययन केन्द्र के विशेषज्ञ काउंसलर के साथ शैक्षिक परामर्श बैठक करते हुए डॉ0 एस0 के0 पाण्डेय ने भारतीय ज्ञान परम्परा से सम्बन्धित प्रोग्राम की जानकारी दी एवं इग्नू एकेडमिक काउंसलर पोर्टल पर इम्पेनलमेंट हेतु प्राध्यापकों को

प्रशिक्षित किया। इग्नू के आनलाइन कार्यक्रमों पर प्रकाश डालते हुए एवं एमएस पोर्टल के विशेषताओं से प्राध्यापकों को अवगत कराया। छात्रों के समस्याओं को सुनते हुए उसका समाधान कैसे हो और पुनः पंजीकरण समय से कैसे करायें इसके बारे में विस्तार पूर्वक जानकारी देते हुए सेमेस्टर का स्वरूप, पढ़ाई के तरीके, समस्याओं के त्वरित समाधान, नई शिक्षा नीति एवं इग्नू के ऊपर विशेष रूप से प्रकाश डाला। कार्यक्रम में इग्नू रिजनल सेंटर वाराणसी से आये असिस्टेंट डायरेक्टर डॉ0 श्रवण कुमार पाण्डेय की उपस्थिति में कार्यक्रम की अध्यक्षता प्रोफेसर डॉ एस0डी0 सिंह परिहार तथा इग्नू अध्ययन केन्द्र के समन्वयक प्रोफेसर डॉ एस0 एन0 सिंह नव प्रवेशी छात्रों तथा काउंसलर के प्रति आभार व्यक्त किया। इस अवसर पर काउंसलर प्रोफे0 डॉ रविशंकर सिंह, प्रोफे0 डॉ अरुण कुमार यादव, डॉ0 राम दुलारे, डॉ0 समरेंद्र कुमार मिश्र, डा अमित कुमार सिंह, डॉ0 अंजनी कुमार गौतम, डॉ0 संजय कुमार, अरुण कुमार सिंह, नीरज कुमार सिंह, सुनील कुमार इत्यादि उपस्थित रहे। कार्यक्रम का संचालन सह समन्वयक इग्नू डॉ पीयूष कांत सिंह ने किया।







## दूरस्थ माध्यम से शिक्षा देने में इग्नू ने विश्व में प्राप्त किया पहला स्थान

स्वतंत्र वेदा

प्रतापगढ़। एमडीपीसी कॉलेज रिमल इग्नू अध्ययन केंद्र प्रतापगढ़ द्वारा आज एक इंटरनेट मीटिंग का आयोजन किया गया। इस सभा में मुख्य अतिथि एमडीपीसी कॉलेज के प्राचार्य प्रोफेसर मनोज मिश्र एवं विशिष्ट अतिथि के तौर पर प्रोफेसर किशोर् मिश्र और केमिस्टर लक्ष्मण दूरे उपस्थित रहे। कार्यक्रम की पुस्तक में सरस्वती की प्रतिमा पर माल्यार्पण एवं दीप प्रज्वलन के कार्यक्रम किया गया।

मुख्य अतिथि प्रोफेसर मनोज मिश्र ने छात्रों को संबोधित करते हुए कहा कि वर्तमान में इग्नू के अर्न्तगत 250 पाठ्यक्रम संचालित हो रहे हैं और 30 लाख से भी अधिक विद्यार्थी अध्ययनरत हैं। उन्होंने बताया कि इग्नू के माध्यम से शिक्षा देने का मतलब है कि छात्रों को दूर से शिक्षा मिले और इसकी गुणवत्ता की दृष्टि से विभिन्न परीक्षाओं की तुलना करने वाले विद्यार्थी इग्नू अध्ययन सामग्री द्वारा अध्ययन करते हैं। जो लक्ष्यपूर्वक रूप से शिक्षा देती है। इग्नू की महत्ता के बारे में बताया। उन्होंने कहा कि दूरस्थ माध्यम से शिक्षा देने में इग्नू ने विश्व में पहला



स्थान प्राप्त किया है। ज्ञान दर्शन, ज्ञान काशी और स्वच्छता फैलाने के माध्यम से इग्नू देश के कोने कोने तक शिक्षा का दीया जला रहा है। इग्नू प्रतापगढ़ के समन्वयक डॉ. अभिषेक सिंह ने छात्रों को संबोधित करते हुए कहा कि इग्नू एक केंद्रीय विश्वविद्यालय है, जो न केवल भारत में बल्कि विदेशों के छात्रों को भी गुणवत्तापूर्ण शिक्षा प्रदान करता है। प्रतापगढ़ अध्ययन केंद्र पर वर्तमान में 40 से अधिक कोर्स संचालित हैं जिनमें फिजी भी आकर व्यक्ति प्रवेश ले सकते

हैं। उन्होंने प्रवेश लिए छात्रों को इग्नू के आसन्न-एजाम, डिजिटल लाइवरी, स्वागतारंभ और पोस्टमेट के बारे में विस्तारपूर्वक बताया। इग्नू के शिक्षा शासन के वाइसचान्सेलर डा. संजय कुमार दूरे ने इग्नू के लक्ष्यों को बताया। उन्होंने छात्रों से इग्नू के साथ अपने अनुभव को साझा किया। वाइसचान्सेलर डॉ. छवि नारायण बाबू ने इग्नू के शिक्षार्थियों को प्रोत्साहित किया। दूरी, पीजी डिप्लोमा, डिप्लोमा

और सर्टिफिकेट कोर्स के बारे में जानकारी दी। उन्होंने इग्नू के रोजगार परक कोर्स के महत्व को साझा किया। अंत में समन्वयक द्वारा सभी प्रेरणाशिलों के प्रयत्नों का निंदन किया गया। सभा का संचालन इग्नू छात्रा दौला जैन ने किया। सभा में काउन्सेलर डा. शैलेषा बांडेय, डा. अरुण कुमार मिश्र, कोमल मिश्र, शिवजा अंसारी, विजया बांडेय, रोहन सिंह, अश्व खान उपस्थित रहे।

## डीसीएसके इग्नू अध्ययन केंद्र पर हुआ परिचय सभा का आयोजन

मऊ। डीसीएसके पीजी कॉलेज के इग्नू अध्ययन केंद्र पर शुक्रवार को जनवरी 2024 के नवप्रवेशित छात्र-छात्राओं के लिए परिचय सभा का आयोजन किया गया। इस परिचय सभा में इग्नू के नए प्रवेश लेने वाले छात्रों को इग्नू के कार्य प्रणाली के बारे में बताया गया उन्हें यह बताया गया कि किस प्रकार से उन्हें असाइनमेंट, परीक्षा फॉर्म, रीजिस्ट्रेशन तथा इग्नू के ऑनलाइन अध्ययन सामग्री से संबंधित जानकारी प्रदान की गई। कार्यक्रम की अध्यक्षता करते हुए महाविद्यालय के प्राचार्य प्रोफेसर डॉ. शर्वेश पांडे ने छात्र-छात्राओं को बताया कि किस प्रकार से समय का सदुपयोग करते हुए इग्नू के विभिन्न कोर्सों में प्रवेश लिया जा सकता है और अपने भविष्य को उज्जवल बनाया जा सकता है। इसके साथ ही उन्होंने प्रतियोगी परीक्षाओं में इग्नू के अध्ययन सामग्री के महत्व को भी विस्तार से बताया। अध्ययन केंद्र किस समन्वयक डॉ. आकांक्षा राय ने छात्र-छात्राओं को अध्ययन केंद्र में संचालित विभिन्न कोर्सों के बारे में विस्तार से बताया हुए यह बताया कि कैसे वे एक साथ दो पाठ्यक्रम में प्रवेश लेकर अपनी शैक्षिक योग्यता को बढ़ाकर अपने भविष्य को संवार सकते हैं। महाविद्यालय के प्रोफेसर डॉ. चंद्र प्रकाश राय तथा प्रोफेसर डॉ. जियाउल्लाह ने छात्र-छात्राओं से इग्नू के पाठ्यक्रमों की चर्चा करते हुए बताया कि यह किस प्रकार से नौकरी करते हुए लोगों को भी अपनी शैक्षिक योग्यता को पूरा करने का अवसर देता है जो कि उनके पदोन्नति आदि में सहायक होता है। इस अवसर पर अध्ययन केंद्र से संबंधित इग्नू के काउन्सेलर तथा महाविद्यालय के प्राध्यापक एवं छात्र-छात्राएं उपस्थित रहे। कार्यक्रम का संचालन डा. आकांक्षा राय के द्वारा तथा धन्यवाद ज्ञापन डॉ. रविंद्र कुमार के द्वारा किया गया।



अनेक कार्यक्रमों की आयोजन समिति, अतिथि गण्य है।

समाचार से 'न' मीडिया विभागी 'न'

## Vatakara

### Report on the conduct of Coordinators Meet on 30/04/2024

A coordinators Meet for the Learner Support Centers in Regional Centre Vatakara was conducted on 30 th April 2024. The meeting was started at sharp 10.00am with IGNOU Kulgeeth, followed by the initial remarks of Dr.Sindhu P Nair, the Regional Director of RC Vatakara. Dr. Prameela O, Asst. Regional Director of RC Vatakara, with a power point presentation, explained the role played by the Learner Support Centres in Distance Education emphasizing on ODL Regulation 2017. Dr. Chandan Kumar , Asst. Regional Director of RC Vatakara explained about the importance of Promotional and extension activities for increasing the enrollment of Study Centers. Financial and Administrative aspects were handled by the Deputy Registrar, Dr. B. Praveen Kumara followed by the Learner Support Centre wise report presentation. An effective session of discussion and solutions to various issues were also conducted in which all the officials of Regional Centre Vatakara participated.

### Report on the conduct of Orientation Programme for Part-Time staff on 16 /04/2024

An orientation Programme for Part-time functionaries of Learner Support Centre 83017 was conducted on 16<sup>th</sup> April 2024. The meeting was started at sharp 10.00am by the welcome speech and initial remarks of Dr.Sindhu P Nair, the Regional Director of RC Vatakara. Dr. Prameela O, Asst. Regional Director of RC Vatakara, with a power point presentation, explained the conduct of Counselling sessions, Practical sessions and Practical examinations for all programmes giving



emphasis for MAPC and BAPCH programmes having practical components. Dr. Chandan Kumara, ARD, RC Vatakara explained about the importance of conduct of counseling sessions in Distance education. Financial and Administrative aspects were handled by the Deputy Registrar, Dr. B. Praveen Kumara followed by a doubt clearing session for the Staff and coordinator. An effective session of discussion and solutions to various issues were also conducted in which all the officials of Regional Centre Vatakara participated. The programme ended with the vote of thanks delivered by Dr. Prameela O, ARD, R C Vatakara.



### **Report of Induction Meeting held for Certificate and Semester Programmes of Regional Centre Vatakara for January 2024 Session**

An Online Induction meeting was organized for the learners of the January 2024 session for Certificate and Semester Programmes under Regional Centre Vatakara on 12th April 2024, through Google Meet. Dr.Sindhu P Nair, Regional Director, Dr.Prameela.O ARD and Dr.Chandan Kumar ARD, were the resource persons for the Programme. Dr.Sindhu P Nair, Regional Director welcomed the learners, provided overview about their role as a distant learner in IGNOU and e-support services offered by the University.

This was followed by the session by Dr.Chandan Kumar, Assistant Regional Director, who guided the learners about the Counselling activity and the Online counselling services that would be



provided by Nodal Regional Centre Vatakara. Dr.Prameela. O, Assistant Regional Director made a presentation about the role of Learner Support Centre, Continuous Assessment, Term End Examination, Re-registration and guided the learners about how to submit Assignments, Examination Form etc. Around 30 learners attended the Programme. During the interactive session, all the queries of the learners were addressed. The interactive session was coordinated by Dr.Prameela. O, Assistant Regional Director.

The recordings of the Induction Meeting has been uploaded on YouTube and the link is as follows: <https://www.youtube.com/watch?v=yRhe-whRQHY>

### **Report on the online counselling sessions conducted for the ODL learners**

In the month of April 2024, a total of five academic counselling sessions were conducted by the Regional centre for theory courses. In this, three academic counselling sessions were conducted for Course Code- MAL 003 of the first year of MAARB, in which about 20-30 students participated regularly. And two academic counselling sessions were conducted for Course Code- MAL 007 of the second year of MAARB, in which about 15-25 students participated regularly. Dr.Mohammad Saleem and Dr.Tufail Ahmad from IGNOU Head Office were the resource persons for these academic counselling sessions. The counselling sessions are monitored by Dr. Chandan Kumara, ARD, RC Vatakara. All the recordings of academic counselling sessions have been uploaded on YouTube, the details of which are available in the following table according to the date.

Nature of Works	Prog. Code	Course Code	Resource Person/ Faculty	Date of Works	Date of Uploading	YouTube link
Counselling Sessions-(1)	MAARB -I	MAL 003	Dr.Mohammad Saleem/ Dr.Tufail Ahmad	18.04.2024	01.05.2024	<a href="https://www.youtube.com/watch?v=F8fjbS-8hSk">https://www.youtube.com/watch?v=F8fjbS-8hSk</a>
Counselling Sessions-(2)	MAARB -I	MAL 003	Dr.Mohammad Saleem/ Dr.Tufail Ahmad	19.04.2024	01.05.2024	<a href="https://www.youtube.com/watch?v=Yd4iPE_dJPM">https://www.youtube.com/watch?v=Yd4iPE_dJPM</a>
Counselling Sessions-(3)	MAARB -I	MAL 003	Dr.Mohammad Saleem/ Dr.Tufail Ahmad	22.04.2024	01.05.2024	<a href="https://www.youtube.com/watch?v=C2GmAg1OQaE">https://www.youtube.com/watch?v=C2GmAg1OQaE</a>
Counselling Sessions-(1)	MAARB -II	MAL 007	Dr.Mohammad Saleem/ Dr.Tufail Ahmad	23.04.2024	01.05.2024	<a href="https://www.youtube.com/watch?v=dqDb9OLzZCw">https://www.youtube.com/watch?v=dqDb9OLzZCw</a>

Counselling Sessions-(2)	MAARB -II	MAL 007	Dr.Mohammad Saleem/ Dr.Tufail Ahmad	24.04.2024	01.05.2024	<a href="https://www.youtube.com/watch?v=RZhKsXVxpdg">https://www.youtube.com/watch?v=RZhKsXVxpdg</a>
Induction meeting	January 2024 session for MASS MASSOL PGDSS PGDSSOL			On 03 April 2024	23.04.2024	<a href="https://www.youtube.com/watch?v=jCg9rnZX5NA">https://www.youtube.com/watch?v=jCg9rnZX5NA</a>
Induction meeting	Certificate & Semester based Programmes for Jan 2024			On 12 April 2024	23.04.2024	<a href="https://www.youtube.com/watch?v=yRhe-whRQHY">https://www.youtube.com/watch?v=yRhe-whRQHY</a>

### **Report of Induction Meeting held for PGDSS, PGDSSOL, MASS, MASSOL under Nodal Regional Centre Vatakara for January 2024 Session.**

An Online Induction meeting was organized for the learners of the January 2024 session for PGDSS, PGDSSOL, MASS, MASSOL under Nodal Regional Centre Vatakara on 3 April 2024, 11.30 am through Google Meet. Dr. Y S C Khuman, Programme Coordinator SOITS, Dr.Prameela.O ARD, Dr.Chandan Kumar ARD, and Dr.Sindhu P Nair, RD were the resource persons for the Programme. Dr.Sindhu P Nair, Regional Director welcomed the learners, provided overview about their role as a distant learner in IGNOU and e-support services offered by the University.

Dr.Y S C Khuman, Programme Coordinator from School of Interdisciplinary and Transdisciplinary Studies (SOITS) gave a detailed presentation about the Programme structure of these Programmes. This was followed by the session by Dr.Chandan Kumar, Assistant Regional Director, who guided the learners about the Counselling activity and the Online counselling services that would be provided by Nodal Regional Centre Vatakara. Dr.Prameela. O, Assistant Regional Director made a presentation about the role of Learner Support Centre, Continuous Assessment, Term End Examination, Re-registration and guided the learners about how to submit Assignments, Examination Form etc. Around 20 learners attended the Programme. During the interactive session, all the queries of the learners were addressed. The interactive session was coordinated by Dr. Prameela. O, Assistant Regional Director. Learners from various Regional Centres participated in the Induction programme.

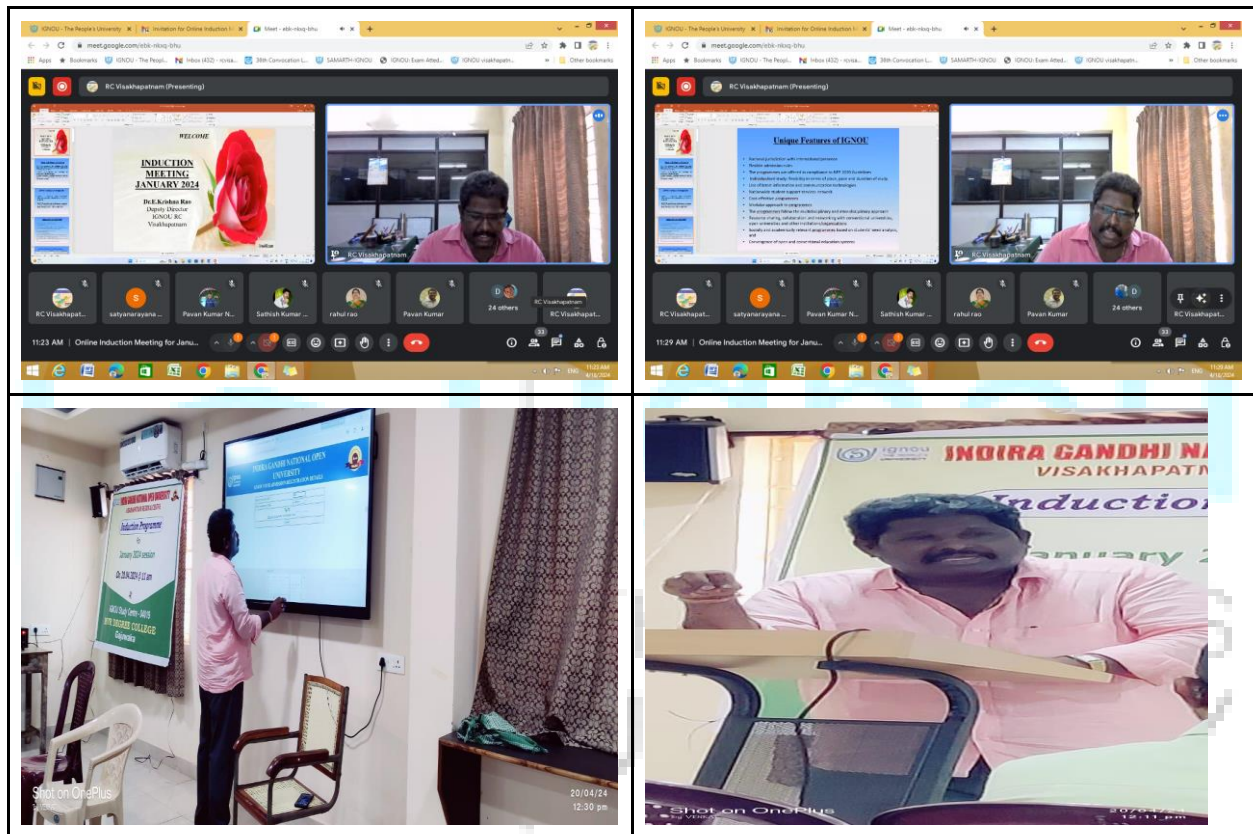
The recordings of the Induction Meeting has been uploaded on YouTube and the link is as follows:  
<https://www.youtube.com/watch?v=jCg9rnZX5NA>

#### **Vishakhapatnam**

The Regional Centre Visakhapatnam has organized an induction meeting for Bachelors/Masters/Diploma programme students for January 2024 academic cycle on 18.04.2024 at 11am through google meet.

Dr. Dharmarao Gonipati, Regional Director and Dr. E. Krishna Rao, Deputy Director have provided the detailed information to the learners on programme specific issues, regarding SLMs, LMS portal, Academic Counseling, writing assignments, evaluation system, Term-end examinations and support services.

The following are the photographs of Google Meet.



The Regional Centre, Visakhapatnam has conducted Offline Induction Meeting at MVR Degree College, IGNOU Study Centre (84019), Gajuwka, Visakhapatnam for Bachelors/Masters/Diploma programme students for January 2024 academic cycle on 20.04.2024 at 11.00am.

Dr. E. Krishna Rao, Deputy Director has explained in detail for the learners on programme specific issues, regarding SLMs, LMS portal, Academic Counseling, writing assignments, evaluation system, Term-end examinations and support services and clarified all the doubts raised by IGNOU students.

The following are the photographs taken during the Meet.

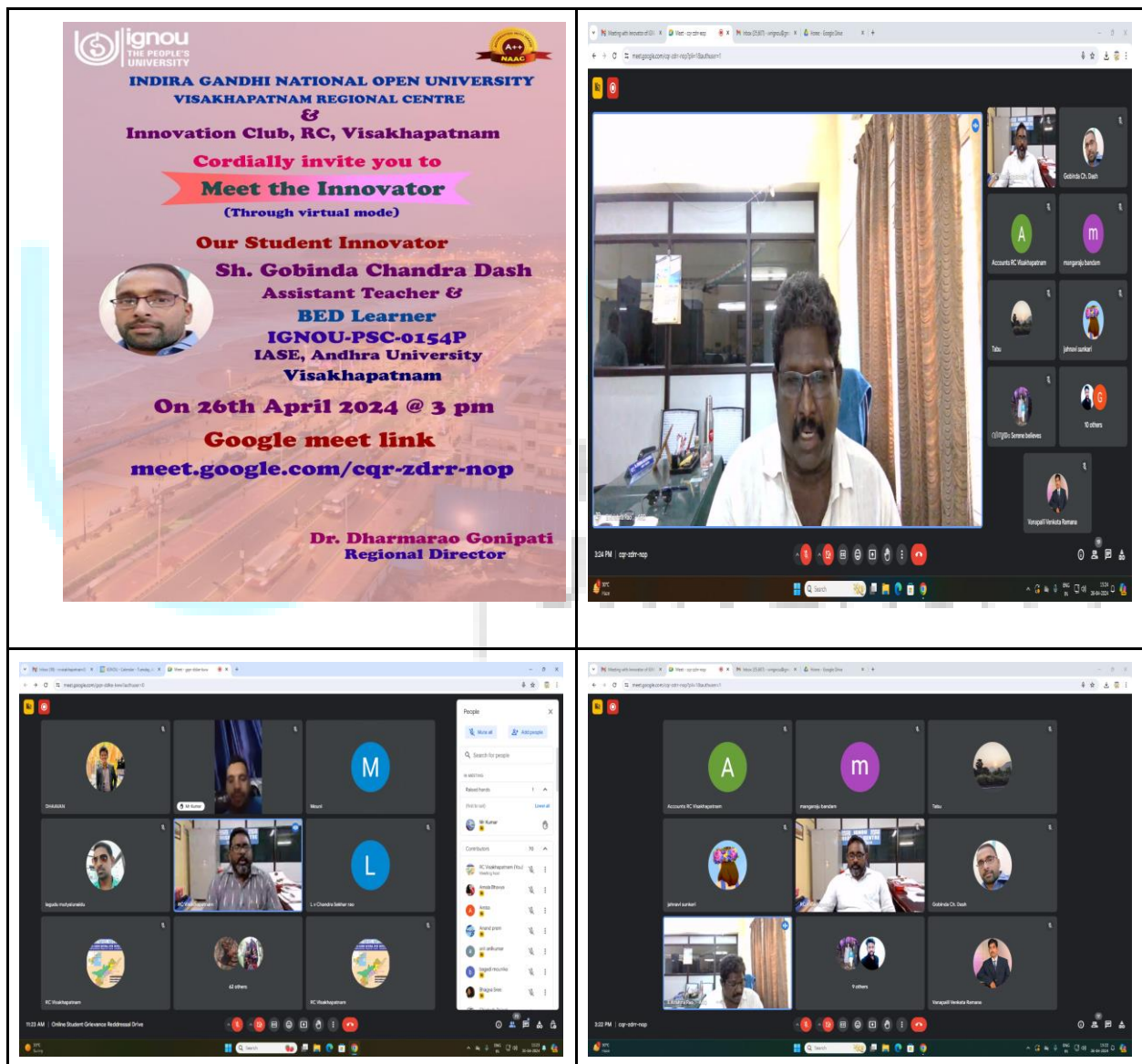
INNOVATION CLUB, RC, VISAKHAPATNAM

IGNOU Regional Centre, Visakhapatnam and innovation club, has organized a Google meeting and our innovator Mr. Gobind Ch. Das, Teacher through virtual mode on 26.04.2024 at 3.00pm. The Innovator is an Assistant Teacher and learner of B.Ed programme in IGNOU and his innovation broadly regarding use of QR code in Schools.

Meet our Innovator- By Innovation Club, RC, Visakhapatnam

Friday, April 26 · 3:00 – 4:00pm

Google Meet link: <https://meet.google.com/cqr-zdrr-nop>



The IGNOU Regional Centre Visakhapatnam has organized an online student grievance redressal drive on 30<sup>th</sup> April 2024 at 11am. During this drive issues

like admissions, assignments, academic counselling, practical, project and exams were addressed. The Regional Director and Deputy Director and other RC staff attended the student queries and resolved the same. The meeting details are as given below

Online Student Grievance Reddressal Drive

Tuesday, April 30 · 11:00am – 12:00pm

Google Meet link: <https://meet.google.com/gqn-ddke-kww>



*Annexure II : Item-wise Expenditure of Regional Centers*





S. NO.	Name of Regional Center	Regular Staff Salary	Daily Wage payment	Security	Building Rent	Travel and hiring of taxi	Meeting/ workshop/ Orientation Programme etc	Printing / Publicity	LSC/PSC/SSC Payments (Salary of Part Time functionaries)	LSC/PSC/SSC Payments (Counselling, Assignment Evaluation, Practical's etc)	Other Expenditure	Total Expenditure
1	Agartala	1572121	161746	24480	0	0	4000	0	0	0	8080	1770427
2	Ahmedabad	2702479	39890	63666	0	0	0	0	0	19800	60748	2886583
3	Aizwal	1516514	100370	0	0	0	0	0	590370	7345	189177	2403776
4	Aligarh	0	0	0	0	0	0	0	0	0	0	0
5	Angul	489962	4446	0	0	0	0	0	194920	1734879	235276	2659483
6	Bangalore	5426465	109337	0	277381	0	0	12361	0	0	255165	6080709
7	Bhagalpur	1909990	129142	0	0	0	0	0	205368	0	85445	2329945
8	Bhopal	3952277	165113	111153	0	0	0	0	574080	130351	403024	5335998
9	Bhubaneswar	4066918	254563	174792	0	683	0	0	496408	468544	187441	5649349
10	Bijapur	743939	120740	0	0	2888	0	0	0	4600	52979	925146
11	Chandigarh	3379492	3000	0	0	5186	0	0	0	116975	65257	3569910
12	Chennai	3259029	12142	69494	119794	5099	0	0	213780	9240	29782	3718360
13	Cochin	3599232	150360	229137	0	0	0	0	549960	1121261	1021103	6671053
14	Darbhanga	1417577	205567	83223	0	3725	0	320	0	0	1308798	3019210
15	Dehradun	2147544	3903	0	0	0	0	0	0	0	198702	2350149
16	Delhi-1	0	0	0	0	6320	0	0	0	0	41016	47336
17	Delhi-2	2988205	828554	0	531000	1080	14080	0	1943090	564220	1412869	8283098
18	Delhi-3	1575928	644457	0	0	0	0	0	0	49610	302429	2572424
19	Deoghar	1083714	76000	0	0	2718	0	0	0	71200	36852	1270484
20	Gangtok	1718962	79440	34581	80000	3979	0	0	0	0	3061	1920023
21	Guwahati	1490382	184365	87466	0	0	0	0	0	37620	273467	2073300
22	Hyderabad	4283424	0	55016	269169	0	0	0	0	299627	129363	5036599
23	Imphal	2161834	59508	0	0	0	0	0	0	2217	516853	2740412
24	Itanagar	920432	268857	46254	0	15900	0	0	111980	0	130160	1493583
25	Jabalpur	2404520	144892	131158	0	0	0	0	0	0	268808	2949378
26	Jaipur	2221604	171627	85812	0	7475	4150	6372	0	15170	717642	3229852
27	Jammu	2633278	221275	79358	0	0	0	0	0	0	209847	3143758
28	Jodhpur	1015688	82260	0	0	0	0	1196	0	97707	969673	2166524
29	Jorhat	952633	18648	149661	0	10000	0	0	7920	0	134227	1273089
30	Karnal	2685798	14000	71465	0	0	0	0	0	0	150019	2921282
31	Khanna	2307280	268750	1033571	0	0	0	0	0	15840	231222	3856663
32	Kohima	9	3	0	40100	3150	0	8125	421850	3437	196807	673481
33	Kolkata	4148491	258401	81005	0	1780	0	0	816672	0	529046	5835395
34	Koraput	2249907	147992	45483	262190	0	0	0	180415	63780	102577	3052344

35	Lucknow	2514486	155261	0	0	0	0	800	0	0	250345	2920892
36	Madurai	2770706	0	53921	0	0	0	0	0	0	454838	3279465
37	Mumbai	1205832	424894	110997	0	0	0	0	655134	119568	82335	2598760
38	Nagpur	1037256	0	51143	0	9332	4662	0	236600	0	187355	1526348
39	NOIDA	5940958	408572	0	0	7870	0	0	0	0	391689	6749089
40	Panaji	1857570	126615	135919	147828	5740	12400	14160	313760	122205	170501	2906698
41	Patna	4434877	85875	0	0	0	0	3516	0	0	662824	5187092
42	Port Blair	1677356	133544	0	9028	0	0	0	93690	7400	687120	2608138
43	Pune	3388471	114890	0	0	13925	0	0	448250	3000	228764	4197300
44	Raghunathganj	0	0	0	0	0	0	0	0	0	0	0
45	Raipur	2299452	170929	59375	0	0	0	0	201480	14000	713453	3458689
46	Rajkot	1516759	140248	0	0	0	0	0	0	0	524508	2181515
47	Ranchi	3645658	209616	102958	0	0	0	0	0	52847	1531203	5542282
48	Saharsa	1171668	115235	0	0	0	0	0	0	0	302644	1589547
49	Shillong	3308955	0	110875	0	0	0	0	0	24309	533836	3977975
50	Shimla	2141910	189774	54746	0	28544	0	4494	753590	156839	171876	3501773
51	Siliguri	895287	132791	90723	34667	0	0	0	0	0	240010	1393478
52	Srinagar	893957	432233	0	0	10492	0	0	0	0	140605	1477287
53	Trivandrum	2029284	0	0	0	8912	443036	0	488630	431237	0	3401099
54	Varanasi	1213208	153749	84630	65048	0	0	2000	512293	171149	150250	2352327
55	Vatakara	1476903	173820	0	29850	0	0	0	0	0	50991	1731564
56	Vijayawada	3205255	95810	60548	72328	0	0	0	223760	0	93408	3751109
57	Vishakhapatnam	861919	2700	0	0	2000	0	700	0	1150	92804	961273
	<b>Total</b>	<b>122513355</b>	<b>8195904</b>	<b>3572610</b>	<b>1938383</b>	<b>156798</b>	<b>482328</b>	<b>54044</b>	<b>10234000</b>	<b>5937127</b>	<b>18118274</b>	<b>171202823</b>