

**Compiled by : Regional Services
Division, IGNOU Hqrs, Maidan
Garhi New Delhi 110068**

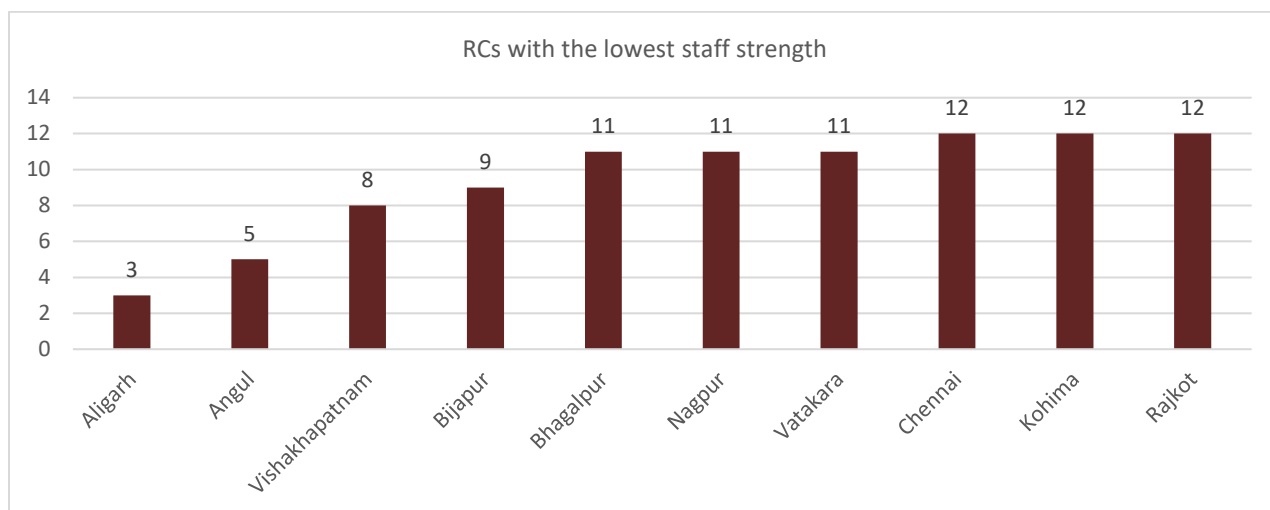
Monthly Monitoring Report - MARCH 2024

Regional Centers activities

MMR MARCH 2024
PREPARED BY RSD

Contents

PART I - HIGHLIGHTS OF ACTIVITIES – MARCH 2024	5
PART-II – MMR MARCH 2024– EXECUTIVE SUMMARY	8
Promotional, Extension and Outreach Activities	8
Table 1 Summary of promotional and publicity activity (Online and offline).....	9
Table 2 Summary of efforts made by RCs to reach out to the disadvantaged communities	11
Table 3 Summary of extension activity for sensitizing and collaborative activity by regional centres.....	11
Press Releases Issued	12
Meetings, Trainings & Orientation Programme at Regional Centre	12
Table 4 Summary of Capacity building and training programme organised by RCs	13
Strengthening/Establishing LSCs and Exam centres	14
Table 5 Summary of strengthening of LSCs related activities.....	14
Regional Centres and Learners Support Centres Activities	15
Table 6 Summary of IM organised meetings for online and ODL programme	16
Table 7 Summary of academic counselling sessions organised by RCs	17
Table 8 Summary of Project Viva-voce organised by RCs.....	18
Table 9 Summary of assignment evaluation and awards transmission	19
Monitoring of Study Centres Activities	19
Table 10 Summary of monitoring activity (Induction Meetings)	20
Table 11 Summary of monitoring activity (Exam related activities)*	21
Student Support Services	22
Table 12 Summary of student support service-related activities	22
Research and Academic Development Activities	25
Expenditure of Regional Centres	26
Table 13 Item-wise summary of expenses.....	26
Staff strength at the Regional Centres	34



..... 35

Ratio – Expenditure, Enrolment and Staff..... 35

Social Media Use 38

Table 14 Summary of use of social media during the month 38

PART III – PROMOTIONAL, EXTENSION AND OUTREACH ACTIVITIES 42

Table 15 Regional centre wise number of promotional and publicity initiatives in MARCH 2024. 43

Table 16 Regional centre wise efforts for reaching out to the disadvantage communities 45

Table 17 Regional centre wise sensitising, collaborative and extension activities for sensitizing learners and other stakeholders to social and sustainable development issues leading to inclusive society in MARCH 2024 .. 47

Table 18 Regional centre wise number of press releases/ published by Regional Centers in FEBRUARY 2024 49

PART IV - MEETINGS, TRAININGS & ORIENTATION PROGRAMME AT REGIONAL CENTRE 51

Table 19 Regional centre wise number of In-house meetings held in March 2024 52

Table 20 Regional centre wise number of meeting with Hqrs and RSD - Participated/Interacted in March 2024 54

Table 21 Regional centre wise number of capacity building and training programme organised in March 2024 .. 56

PART V – STRENGTHENING OF LSCS & ECS..... 58

Table 22 Regional centre wise expansion/strengthen of study centers in MARCH 2024 59

PART VI – ACTIVITIES AT RCS & LSCS..... 61

Table 23 Regional centre wise number of inductions meetings (IM) organized for the students of ONLINE and ODL Programme (Face to face & online both) in MARCH 2024..... 62

Table 24 Regional centre wise number of academic counseling sessions for theory courses organized by study centers for ODL Prog (Online & F2f mode), Practical courses for ODL Prog and academic counselling for Online programme in MARCH 2024 64

Table 25 Regional centre wise number of Programme for which Project viva – voce held at Regional Center (Face to face mode & Online mode) for ODL programme in MARCH 2024 66

Table 26 Regional centre wise number of assignments received and awards transmitted by RCs/LSCs in offline mode and online mode for ODL and ONLINE programme in MARCH 2024. 68

PART VII – MONITORING OF STUDY CENTRES ACTIVITIES 70

Table 27 Regional centre wise number of Induction Meeting (IM) attended by officials of RC in ONLINE and face to face mode in MARCH 2024.....	71
Table 28 Regional centre wise number of academic counseling sessions visited/monitored by officials of RC in MARCH 2024.....	73
Table 29 Regional centre wise number of TEE centers visited/monitored by RC (Please submit this information only if the activity was done in the month for which you are reporting.) in MARCH 2024	75

PART VIII – STUDENT SUPPORT SERVICES..... 77

Table 30 Regional Centers wise students queries handled through various modes in Ferburary 2024.....	78
Table 31 Regional Centre wise total number of students’ queries handled in DECEMBER2023.....	80
Table 32 Regional Centers wise number of SMSs utilized for students support in MARCH 2024.....	82
Table 33 Regional centers wise number of grievance redressal camp(s) organized by RCs/LSCs in online and face to face mode in March 2024.....	84

PART IX - ACADEMIC ACTIVITIES BY REGIONAL CENTRE..... 86

Table 34 Regional centers wise number of research and professional development by regional center academics inJANUARY 2024.	87
--	----

PART X–ACCOUNTS &FINANCE..... 89

Table 35: Regional Centre wise total expenditure in MARCH 2024.....	90
Table 36 Regional Centre wise expenditure on Salaries of Regular Staff in MARCH 2024.....	92
Table 37 Regional Centre wise expenditure on salaries of DW staff in MARCH 2024.....	94
Table 38 Regional Centre wise expenditure on Regional Centre’ Security in MARCH 2024.....	96
Table 39 Regional Centre wise expenditure on rent of Regional Centre’ Building in MARCH 2024.....	98
Table 40 Regional Centre wise expenditure on tours and travels in MARCH 2024.....	100
Table 41Regional Centre wise expenditure on meetings/orientations/workshops’ in MARCH 2024.....	102
Table 42 Regional Centre wise expenditure on Printing/Publicity etc in MARCH 2024.....	104
Table 43 Regional Centre wise other expenditure in MARCH 2024.....	106

PART XI – EXPENDITURES ON FUNCTIONING OF LEARNER SUPPORT CENTERS 108

Table 44 Regional Centre wise expenditure on payment of salaries of Part-time functionaries of LSCs in MARCH 2024.....	109
Table 45 Regional Centre wise expenditure on payment for Counseling, Assignment Evaluation, Practical’s etc in March 2024.....	111
Table 46 Regional Centre wise expenditure on the functioning (salaries + counseling, assignments, evaluation) of LSCs in MARCH 2024.....	113

PART XII - STAFF STRENGTH 115

Table 47 Regional Centre wise staff strength in MARCH 2024.....	116
---	-----

PART XIII – RATIO : EXPENDITURE, ENROLMENT AND STAFF 118

Table 48 Expenditure – staff ratio in the MARCH 2024	119
Table 49 Expenditure – enrollment (Fresh) ratio in the MARCH 2024.....	120
Table 50 Enrollment (Fresh) – staff ratio in the MARCH 2024.....	122

PART XIV – USE OF DIGITAL MEDIA PLATFORMS BY REGIONAL CENTRES .. 124

Table 51 Regional Centre wise Digital Media Platforms used	125
Table 52 Regional Centre wise links of Facebook Page	127
Table 53 Regional Centre wise usage of Facebook in MARCH 2024	129
Table 54 Regional Centre wise Twitter Handles and their links.....	131
Table 55 Regional Centre wise usage of Twitter in MARCH 2024	133
Table 56 Regional Centre wise links of Youtube Channel	135
Table 57 Regional Centre wise usage of Youtube	137

ANNEXURE I : OTHER EVENTS 139

Regional Centers’ Report..... 140

Bijapur 142

Chennai 143

Darbhanga..... 145

Jammu 149

Jodhpur..... 150

Jorhat..... 155

Kohima 156

Kolkata..... 157

Koraput..... 163

Lucknow 169

NOIDA..... 169

Patna 171

Raipur 179

Shillong..... 183

Shimla 186

Vatakara 189

Annexure II : Item-wise Expenditure of Regional Centers 193

PART I - Highlights of Activities – March 2024

Particulars	Numbers
Number of general publicity initiative/activities to enhance outreach - Face to face mode	118
Number of general publicity initiative/activities to enhance outreach - ONLINE mode	569
Number of programme specific publicities - Face to face mode	27
Number of programme specific publicities - ONLINE mode	167
Efforts for reaching out to the persons who do not have access to higher education (Disadvantaged communities eg..PH, SC/ST, Women etc.) - Face to face mode	24
Efforts for reaching out to the persons who do not have access to higher education (Disadvantaged communities eg..PH, SC/ST, Women etc.) - ONLINE mode	12
Extension activities for sensitizing learners and other stakeholders to social and sustainable development issues leading to inclusive society - Face to face mode	22
Extension activities for sensitizing learners and other stakeholders to social and sustainable development issues leading to inclusive society - ONLINE mode	48
Collaborative extension and outreach Programs (If any)	30
Total promotional and publicities activities	1017
Number of press releases/ published	343
In-house meetings at RC	167
No. of Meeting with Hqrs and RSD - Participated/Interacted	164
Number of Coordinators Meetings organized by RC	24
Number of orientation Programmer for academic counsellors ACs) organised by RC	6
Number of orientation Programme for study centres functionary's organised by RC	1
Training programme organized for handling of Learning Management System by RC	10
Total Capacity building Prog	41
Number of new study centres notified/opened	2
Number of new programmes activated at existing study centres	37
Number of new academic counsellors empanelled in the reporting month	496
Number of exam centres established for online examinations and ODL exams	261
Number of Exam centres for Entrance test established in the region P	13
Total expansion of Network	809
Number of inductions meetings organized for ODL Prog - Face to face m	33
Number of inductions meetings organized for students of ODL Prog – Online mode	32
Number of inductions meetings organized for the students of ONLINE Program	17
Total Induction meeting	82
Number of academic counselling sessions for theory courses organized by study centres for ODL Prog -Face to face mode	2219

Number of academic counselling sessions for theory courses organized by study centres for ODL Prog - ONLINE mode	2969
Number of academic counselling sessions for practical courses organized by study centres for ODL Prog	2648
Number of academic counselling sessions organized for ONLINE Programme	363
Total No. of Counselling sessions	8199
Number of ODL Programme for which Project viva – voce held at RC	84
Number of ONLINE Programme for which Project viva – voce held at RC	3
Total project viva	87
Number of Assignments received by RCs/LSCs in OFFLINE mode Please	1169714
Number of Assignments received by RCs/LSCs in ONLINE mode Please g	247856
No. of Assignments awards transmitted to Hqrs during reporting month	976459
Number of Assignments submitted by students of ONLINE Programme	5721
Number of Assignments awards transmitted to Hqrs during reporting	8791
Total assignment activity	2408541
Number of Induction Meetings) attended by officials of RC ONLINE	38
Number of Induction Meetings) attended by officials of RC Face to Face mode	63
Total IM attended	101
Number of academic counselling sessions visited/monitored by official	386
Number of TEE centres visited/monitored by RC Please submit this in	8
Number of TEEP centres visited/monitored by RC Please submit this i	3
Number of entrance exam centres visited/monitored by RC Please submit information if the activity done in the reporting month	0
Total Exam centres activities	11
By Post	12385
Email	119059
Phone	41924
i-GRAM	36967
Face-to-Face Queries	56157
Face Book	611
Twitter	318
RTI	125
Court Cases	15
Any other	16
Total No. of queries	267577
Number of Grievance Redressal Camps) organized by RCs/LSCs - ONLIN	50
Number of Grievance Redressal Camps) organized by RCs/LSCs - face	52
Total Grievance redressal camp	102
IGNOU programmes for New Admission	101656
Deficiency in the Fresh Admission Forms	68234
Confirmation of New Admission	4511
Information regarding Induction Meeting	5376
Submission of Re - registration	56462
Confirmation of Re - registration	5908
Face to Face Counselling schedule	34088
Collection of study material	7434
Submission of assignment	28901
Term End Examination Hall Ticket	38650

Practical Examinations	11603
Project Viva Voce, workshop	1066
Declaration of the term end examination result	0
Placement activities	0
Convocation/degree	5115
Any other	145324
Total SMS used	526997
Systemic Research Activity (ies) performed on strengthening of the Open and Distance Learning	0
Research Articles) Published	1
Conference Organized	30
Conference Attended	57
Faculty Development Programmes) Organized	0
Faculty Development Programmes) Attended	1
Participation in Interactive Radio Counselling Session Gyan Vani/ AI	5
Participation in Door Darshan/ Other Electronic Media Channel program	13
Participation in Career Counselling Programme	7
Total research activity	114
Regular Staff Salary	12380455
Daily Wage payment	11260842
Security	2662337
Building Rent	6983179
Travel and hiring of taxi	817078
Meeting/ workshop/Orientation Programme etc	1263505
Printing/Publicity	564880
LSC/PSC/SSC Payments Salary of Part Time functionaries)	41329026
LSC/PSC/SSC Payments Counselling, Assignment Evaluation, Practical	138355217
Other Expenditure	93428643
Total expenditure	309045162
Academic Staff	167
Non-Academic Staff	362
Daily Wage staff Engaged at Regional Centre	380
Daily Wage staff Engaged at Ware House	22
Security Guards	155
Total staff	1086
Number of Posts on the RC Facebook Page for the month:	3590
Total Number of Likes on the RC Facebook Page:	174300
Total Number of followers of the RC Facebook Page:	253413
Number of posts on Twitter for the month:	8731
Total Number of followers of the RC Twitter handle:	52288
Number of posts on YouTube during the month:	157
Total Number of subscribers of the RC YouTube channel:	98373
Total social media use	590852

*Due to shifting of building MMR of RC Bangalore has been received after downloading and compilation of MMR data for March 2024. Therefore, it could not be included in the analysis.

PART-II – MMR MARCH 2024– Executive Summary

The analysis for MMR 2024 is completely based on the data provided by the Regional Centres. As per the practice, the data for the Monthly Monitoring Report (MMR) was received through a filled-in format as well as through the Google Form. Both were received online. The MMR format which was in used earlier has been modified from MARCH 2023.

The data received from 56 Regional Centres (Not received from RC Bangalore) have been analysed in this Executive Summary for MMR-MARCH 2023. The analysis has been done under various subheadings for Promotional, extension and outreach activities of the Regional Centres, and Learner Support Centres. Further, various Finance & Accounts related matters, i.e., expenditures incurred by Regional Centres and Learner Support Centres have been analysed. Information related to academic and professional development of the academics of the regional centres has been also compiled and analysed. Immediately following the Executive Summary, data tables pertaining to various activities have been provided. Thereafter, a brief summary of the events held across the country has been provided along with the pictures of those programs.

Promotional, Extension and Outreach Activities

During the month of March 2024, Regional Centres organized various promotional and publicity activities. During this time general publicity initiative/activities to enhance outreach, programme specific publicities, efforts for reaching out to the persons who do not have access to higher education like disadvantaged communities e.g., PH, SC/ST, Women etc have been organised by the Regional Centres.

Summary of general and specific publicity and promotional activities carried out in face-to-face mode and online mode has been given in

Table 1. A total of **881** such activities have been undertaken across all 57 Regional Centres. The list of top ten regional centres in has been given in

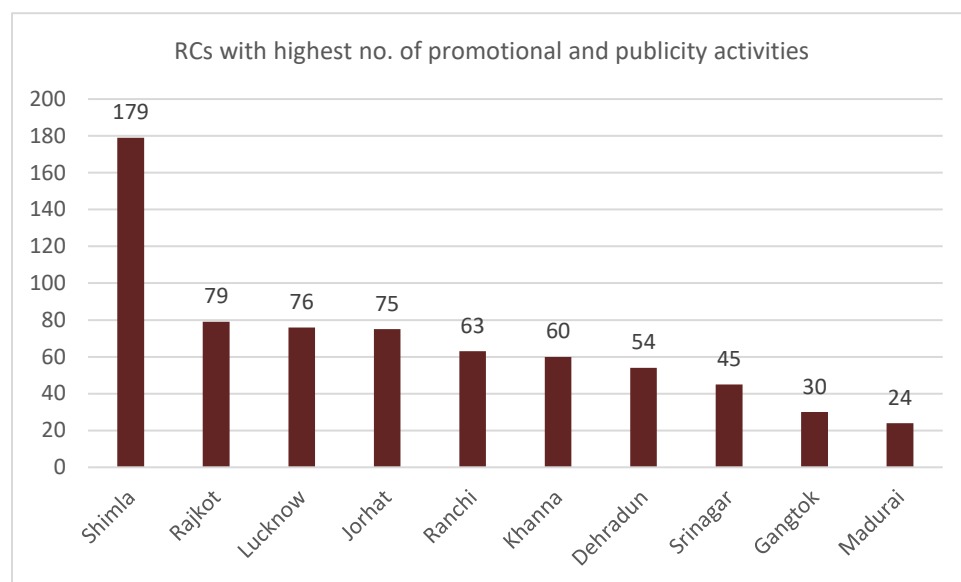


Figure 1.

Regional centre-wise **general and specific publicity and promotional derives** carried out in online mode as well as face to face have been given in Table 15. Summary of total number such activities has been given in Table 1.

Table 1 Summary of promotional and publicity activity (Online and offline)

S. No.	Particulars	Number	% of total
1	Number of general publicity initiative/activities to enhance outreach - Face to face mode	118	13.39
2	Number of general publicity initiative/activities to enhance outreach - ONLINE mode	569	64.59
3	Number of programme specific publicities - Face to face mode	27	3.06
4	Number of programme specific publicities - ONLINE mode	167	18.96
	Total	881	100

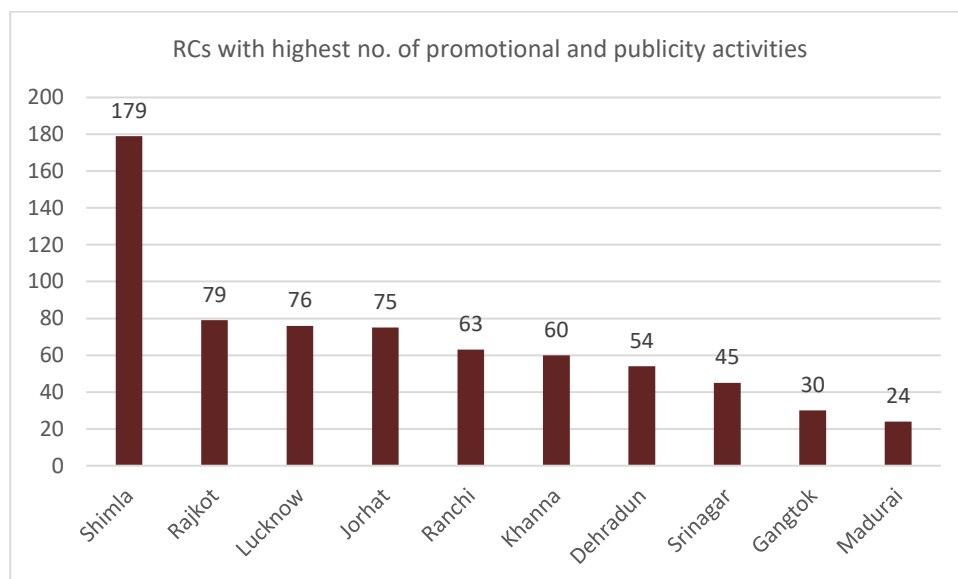


Figure 1

The efforts to enhance **outreach to underprivileged communities like PH, SC/ST, women**, etc. are another component in this area. This item has been included separately in the MMR format from March 2024. Summary of such activities is given in Table 2. A total **36** such activities were carried out by the RCs. Figure 2 depicts the outreach efforts made by the top ten centres. RC wise efforts for reaching out to the disadvantaged communities in online mode as well as face to face have been given in Table 16.

Table 2 Summary of efforts made by RCs to reach out to the disadvantaged communities

S. No.	Particulars	Numbers	% of total
1.	Efforts for reaching out to the persons who do not have access to higher education (Disadvantaged communities eg..PH, SC/ST, Women etc.) - Face to face mode	24	66.67
2.	Efforts for reaching out to the persons who do not have access to higher education (Disadvantaged communities eg..PH, SC/ST, Women etc.) - ONLINE mode	12	33.33
	Total	36	100.00

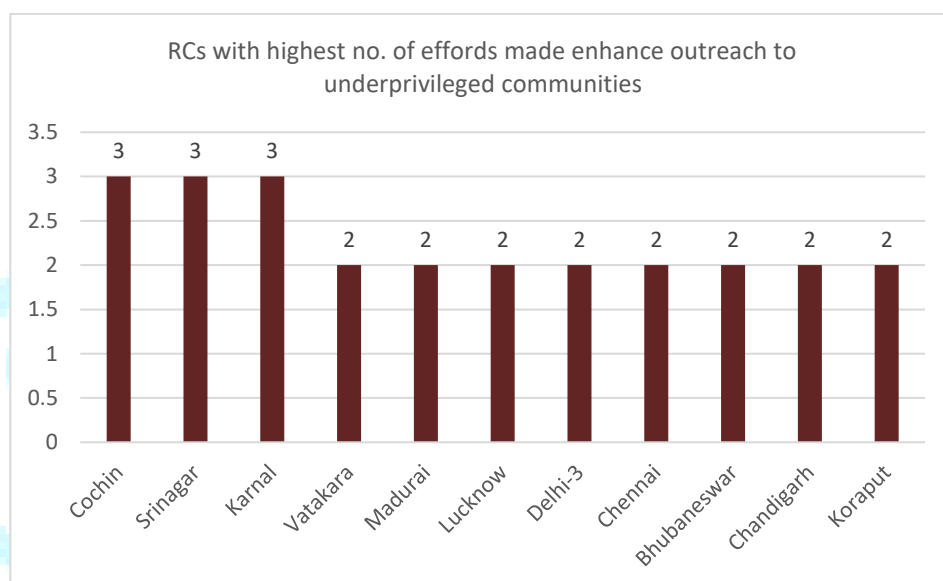


Figure 2

In addition, extension activities for sensitizing learners and other stakeholders to social and sustainable development issues leading to an inclusive society, as well as extension and outreach programs carried out by the regional centres in collaboration both in online and face-to-face modes, were also considered in the MMR for March 2024. A total **100** such activities were reported by the RCs (**Table 3**). RC wise number of activities has been given in **Table 17**.

Table 3 Summary of extension activity for sensitizing and collaborative activity by regional centres.

S. No.	Particulars	Numbers	% of total
1.	Extension activities for sensitizing learners and other stakeholders to social and sustainable development issues leading to inclusive society - Face to face mode	22	22
2.	Extension activities for sensitizing learners and other stakeholders to social and sustainable development issues leading to inclusive society - ONLINE mode	48	48
3.	Collaborative extension and outreach Programs (If any)	30	30

	Total	100	100
--	-------	-----	-----

Figure 3 depicts the list of top ten regional centres organised extension activities higher side.

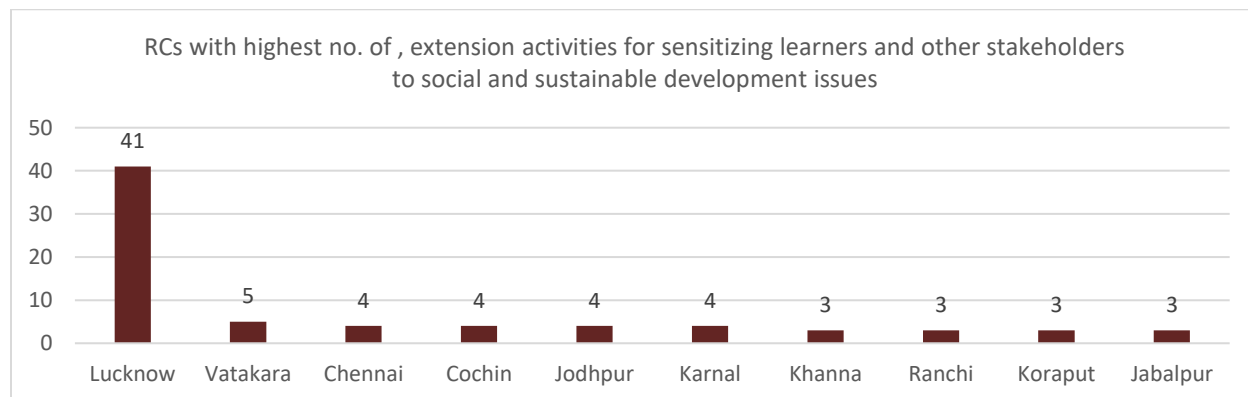


Figure 3

Press Releases Issued

Regional Centres issue press releases to publicize the activities of IGNOU in local Newspapers. List of top ten Regional Centres are given in Figure 4. A total of **343** press releases/media coverages were reported during March 2024 across the Regional Centres (Table 18).

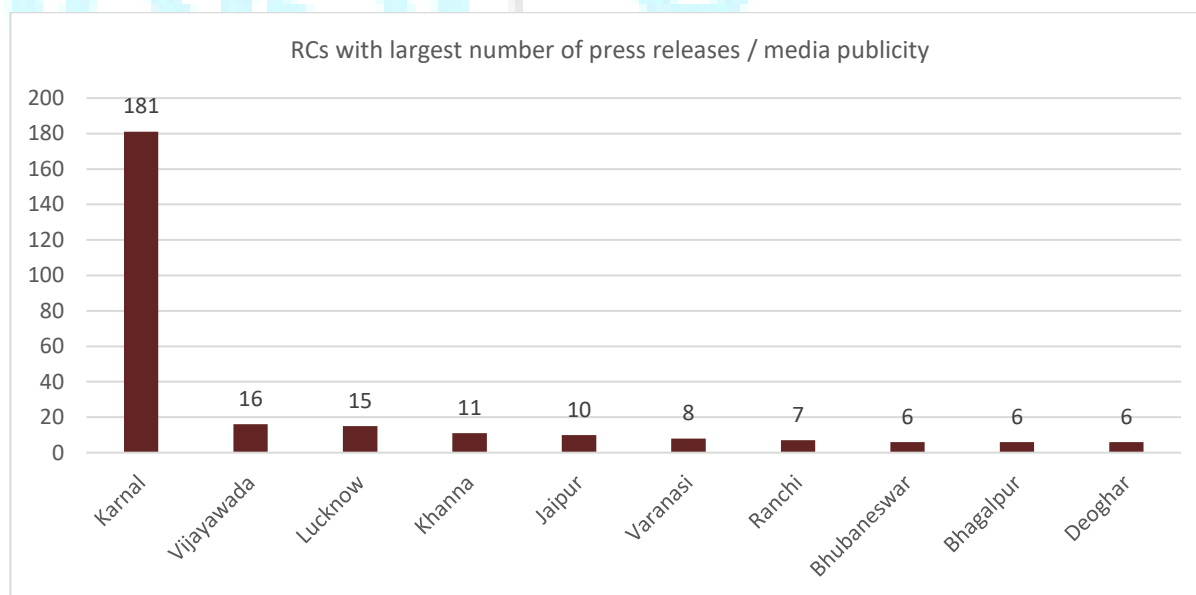


Figure 4

Meetings, Trainings & Orientation Programme at Regional Centre

In order to deliberate on various activities at the regional centres, all regional centres had **167** official in-house meetings during March 2024 (Table 19). Regional Centres having highest number of in-house meetings are given in Figure 5.

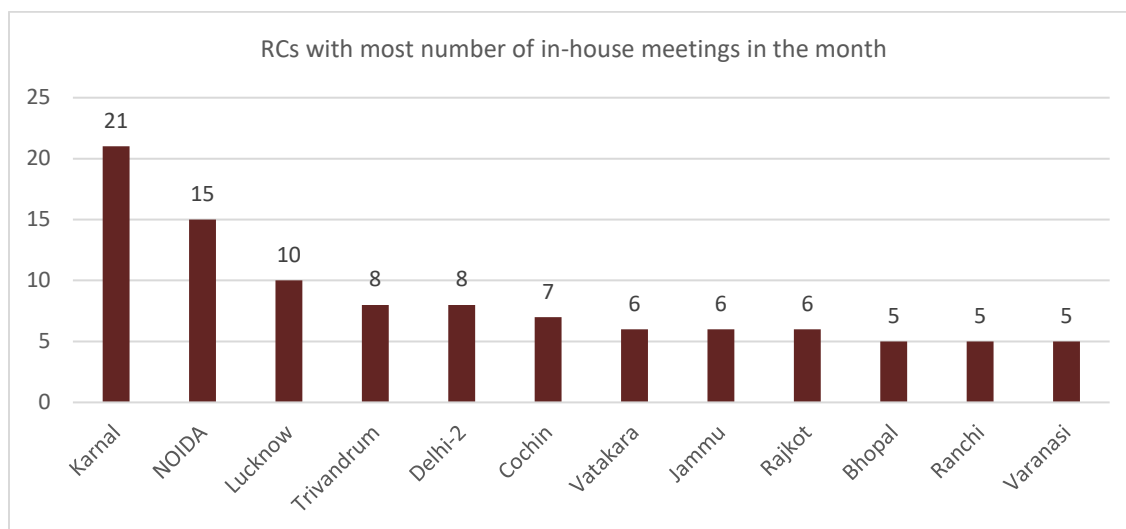


Figure 5

Capacity building and the orientation of part-time functionaries appointed in the learner support centres (LSC) are some of the key activities of regional centres. During the month of March 2024, a total of 41 such activities were undertaken across the regional centres (Table 21). This category involves meetings and orientation of coordinators and PICs of study centres, training of other part-time functionaries, orientation of academic counsellors and a new item which has been included in the MMR from March 2024 is the training programme organized by regional centres for handling of Learning Management System (LMS). The training on LMS were organised by regional centres *Ahemdabad, Chandigarh, Lucknow, Ranchi, Siliguri, Srinagar*. List of the regional centres who organised the highest number of such activities is given in Figure 6

Table 4 Summary of Capacity building and training programme organised by RCs

S. No.	Particulars	Numbers	% of Total
1	Number of Coordinators Meetings organized by RC	24	58.54
2	Number of orientation Programmer for academic counselors (ACs) organized by RC	6	14.63
3	Number of orientation Programme for study centers functionaries organized by RC	1	2.44
4	Training programme organized for handling of Learning Management System (LMS) for academic counselors, Students and RC functionaries.	10	24.39
	Total	41	100

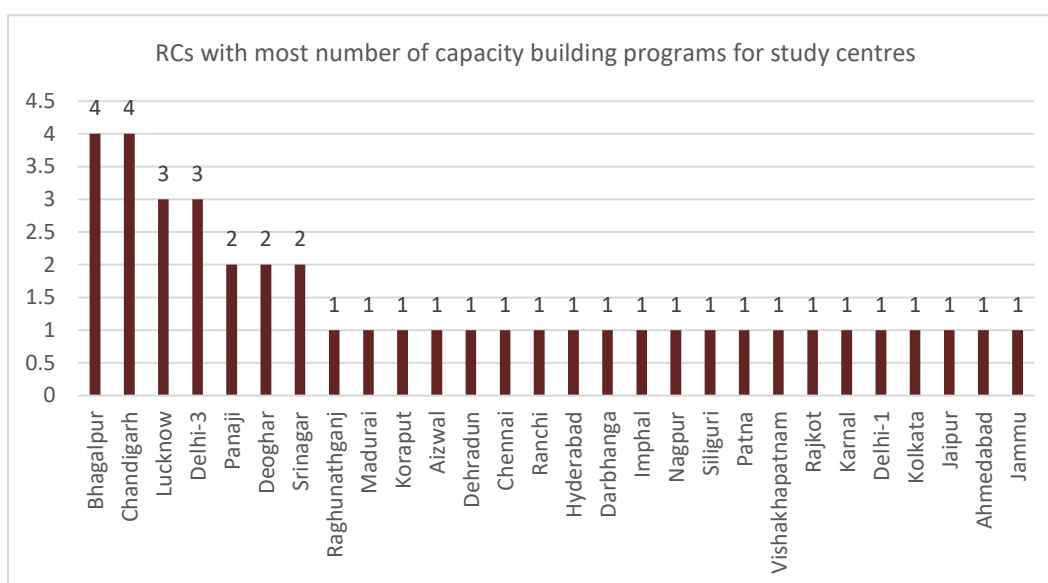


Figure 6

Strengthening/Establishing LSCs and Exam centres

The items, which have been undertaken in this section, are - Number of new study centres notified/opened, New Programmes activated at existing LSCs, Number of new academic counsellors empanelled, Number of entrance exam centres and term end exam centres established (If the activity was done) in the month for which the report has been submitted. Summary of the activities has been given in Table 5.

Table 5 Summary of strengthening of LSCs related activities

S. no.	Particulars	Numbers	% of total
1.	Number of new study centers notified/opened	2	0.25
2.	Number of new programmes activated at existing study centers	37	4.57
3.	Number of new academic counselors empaneled in the reporting month	496	61.31
4.	Number of exam centers established for online examinations and ODL exams in the region (Please submit this information only if the activity was done in the month for which you are reporting.)	261	32.26
5.	Number of Exam centers for Entrance test established in the region (Please submit this information only if the activity was done in the month for which you are reporting.)	13	1.61
	Total	809	100

RC wise information related to above activities has been given in Table 22. During the reporting period, a total of **809** academic counsellors were appointed across the regional centres. A list of the top ten regional centres under this category has been given in Figure 7.

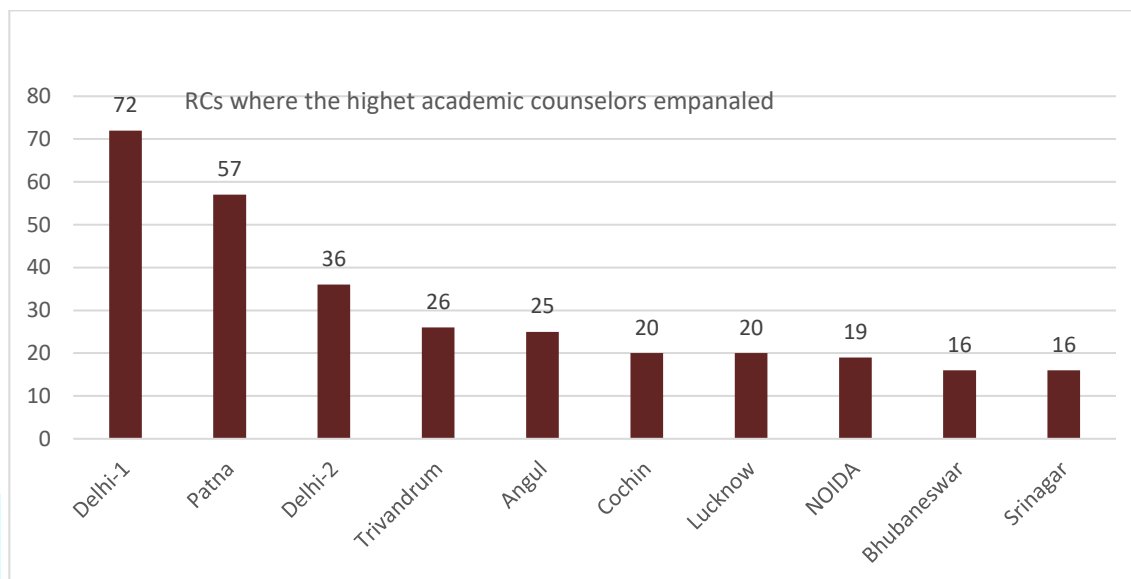


Figure 7

Regional centres establish **exam centres** in their respective regions for holding term end exams or conduct of entrance exam for various academic programme. The activity related to exams has been reported during the month.

Regional Centres and Learners Support Centres Activities

Induction meeting (IM) is an important event in IGNOU which is held at the Learner Support Centres (LSC) for newly enrolled students. The goal of this meeting is to familiarize newly admitted students with the open and distance learning system and the way it functions.

During the Corona pandemic, the Learner Support Centres organized this activity virtually. Face to face and physical activities have been restored to normalcy in the institutions and colleges. Accordingly, some of the LSCs also conducted the IM in face-to-face mode. In addition, induction meetings were also organized separately for the students who had enrolled in an online academic programme. Regional centre-wise details of IM have been given in Table 23.

A total **69** induction meetings (IM) were organised during the March 2024 (Table 6), whereas total **16** inductions meetings were organized in face to face for ODL Programme. A total of **14** IMs were organized for students of the ODL program in Online mode during March 2024. The university offers academic programme in two different modes – Online mode and Offline (ODL)

mode. Hence, the regional centres were also asked to provide data for the IM organised for the students enrolled in online programme. The regional centres were organised **39** induction meetings for online academic programme. List of top regional centres who have organised the largest number of IM for the students has been given in

Table 6 Summary of IM organised meetings for online and ODL programme

S. No.	Particulars	Total	% of total
1.	Number of inductions meetings organized for ODL Prog - Face to face mode	33	40.24
2.	Number of inductions meetings organized for students of ODL Prog - ONLINE mode	32	39.02
3.	Number of inductions meetings organized for the students of ONLINE Programme.	17	20.73
	Total	82	100

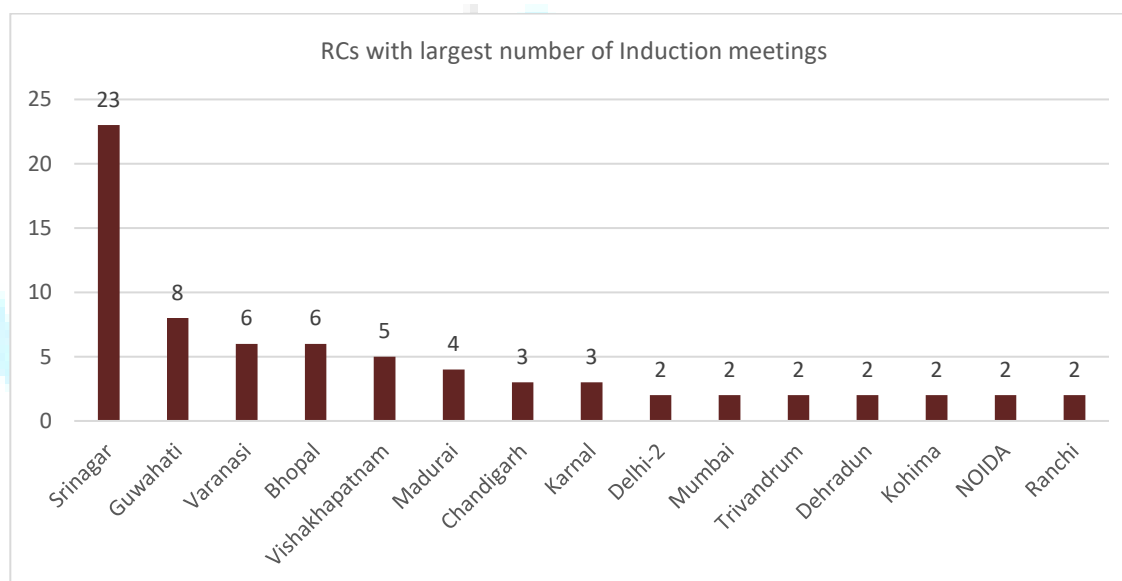


Figure 8

Academic Counselling sessions - The number of academic counselling sessions organised for theory courses for the Open and Distance Learning (ODL) programme in online and face-to-face modes; number of academic counselling sessions organised for practical courses for the ODL program; and the number of academic counselling sessions organised for the online programme are the items that have been taken into consideration separately. As far as the number of academic counselling sessions is concerned, a total **8199** such sessions were organised across the regional centres in the month of March 2024. Item-wise summary of academic counselling sessions held across the country has been given in Table 7. RC wise details of academic counselling sessions

were organised for ODL Prog (Online and f2f mode), Practical courses for ODL Prog and academic counselling for Online programme have been given in Table 24. A list of the top regional centres where the maximum number of academic counselling sessions were organized for the ODL program, online program, and for practical courses is given in Figure 9.

Table 7 Summary of academic counselling sessions organised by RCs

S. No.	Particulars	Total no. of sessions	% of total
1	Number of academic counseling sessions for theory courses organized by study centers for ODL Prog -Face to face mode	2219	27.06
2	Number of academic counseling sessions for theory courses organized by study centers for ODL Prog - ONLINE mode	2969	36.21
3	Number of academic counseling sessions for practical courses organized by study centers for ODL Prog	2648	32.3
4	Number of academic counseling sessions organized for ONLINE Programme	363	4.43
	Total	8199	100

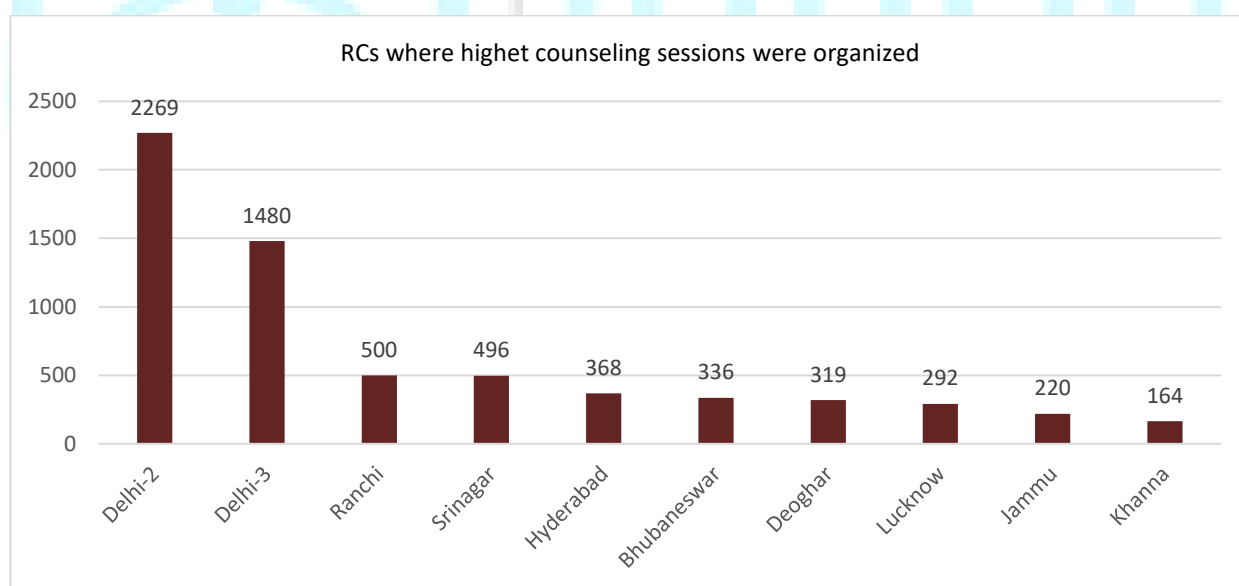


Figure 9

Project Viva-voce - During the reporting month, regional centres organised viva – voce for the students of 87 different academic programmes by all regional centres (Table 8). RC wise status of conduct of Project Viva-voce has been given in Table 25.

S. No.	Particulars	Total	% of total
1.	Number of ODL Programme for which Project viva – voce held at RC - Face to face mode & ONLINE mode	84	96.55

2.	Number of ONLINE Programme for which Project viva – voce held	3	3.45
	Total	87	100

Table 8 Summary of Project Viva-voce organised by RCs.

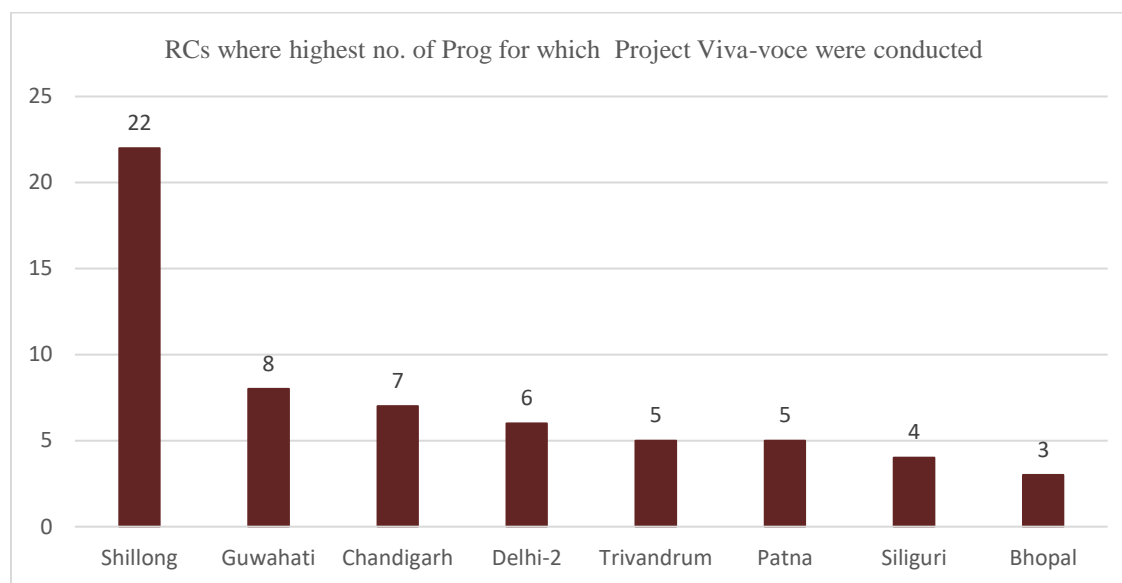


Figure 10

Assignments - The status of evaluation assignments is another item that has been assessed under - number of assignments received by RCs/LSCs, and number of assignment awards transmitted to Hqrs for the ODL programme and online programme during the reporting month. Regional centres have provided information related to assignments received by RCs/LSCs for ODL programme in both offline and online mode separately. Separate data was collected for awards sent by regional centres to the SED as well as assignments received at RCs/LSCs. A separate section has been also created in the MMR format to obtain the status of assignments for the Online Programme. Regional centre-wise status of assignments received and awards transmitted, has been provided in the Table 26. Figure 11 shows the list of top regional centres in terms of handling assignments during the month. Summary of status of assignment received and awards transmitted has been given in Table 9.

Table 9 Summary of assignment evaluation and awards transmission

S. No.	Particulars	Total	% of total
1.	Number of Assignments received by RCs/LSCs in OFFLINE mode (Please give total figure of the region)	1169714	48.57
2.	Number of Assignments received by RCs/LSCs in ONLINE mode (Please give total figure of the region)	247856	10.29
3.	No. of Assignments awards transmitted to Hqrs during reporting month	976459	40.54
4.	Number of Assignments submitted by students of ONLINE Programme	5721	0.24
5.	Number of Assignments awards transmitted to Hqrs during reporting month (Online Programme)	8791	0.36
	Total	2408541	100

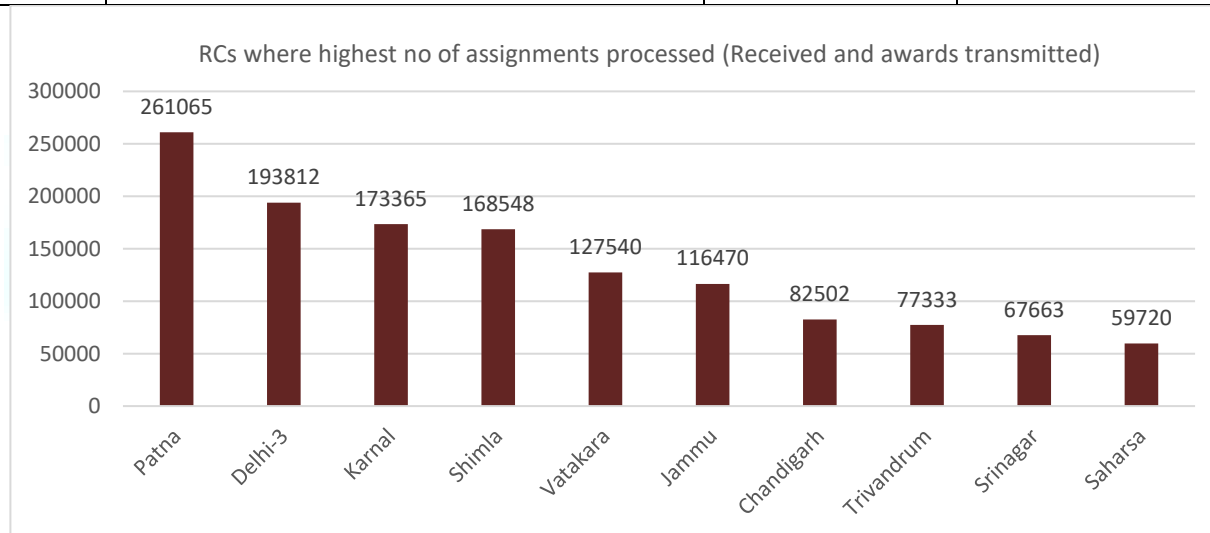


Figure 11

Monitoring of Study Centres Activities

Monitoring Activities by RCs - Monitoring of functioning of Study Centres is one of the important activities of Regional Centres. Monitoring of academic counselling sessions is an important component of this category. The participation of RCs in the induction meeting (IM) is very important part, as academics from the RCs address the new learners during the **induction meeting**. In the reporting month a total **101** IM were addressed and attended by the academics of the regional centres. Top regional centres where the highest number of academics were attended IM have been given in Figure 12. Regional centres-wise status of induction meetings attended, academic counselling sessions visited, visit of exam and entrance exam centres has been provided in Table

27.Data of monitoring of academic activities of the study centres has been summarised in Table 10 and Table 11.

Table 10 Summary of monitoring activity (Induction Meetings)

S. No.	Particulars	Numbers	% of total
1.	Number of Induction Meeting(s) attended by officials of RC (ONLINE mode)	38	37.62
2.	Number of Induction Meeting(s) attended by officials of RC (Face to face mode)	63	62.38
	Total	101	100

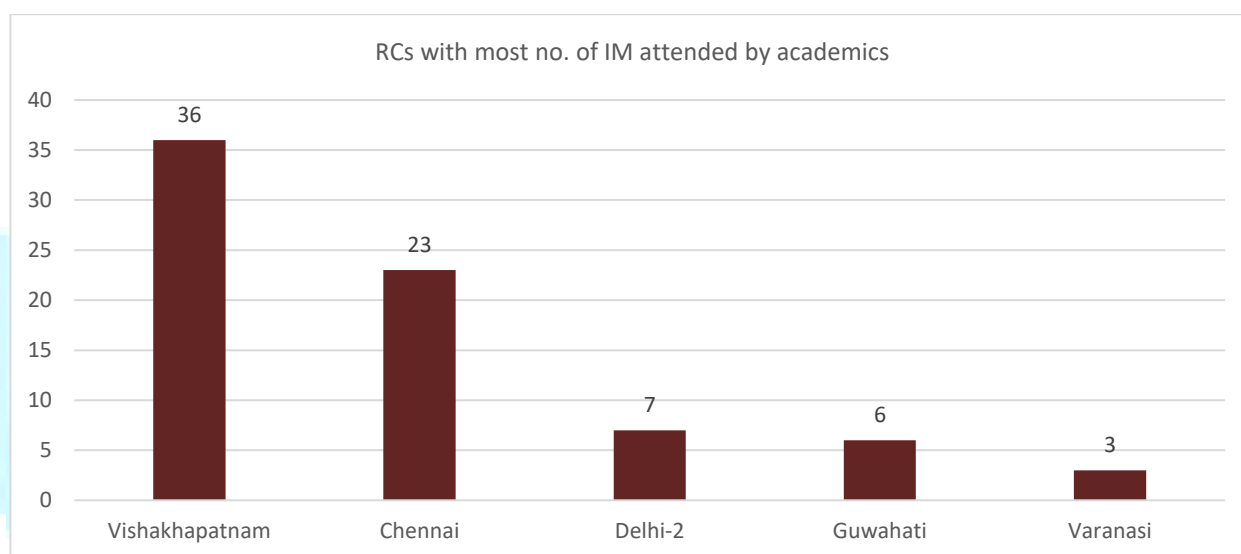


Figure 12

In the month of March 2024, out of the total of 8199 academic counselling sessions were organised (Table 7), 368 academic counselling sessions were monitored by the academics of the regional centres, constitutes 4.48% of the total academic counselling sessions (8199) organised (Table 7). Top Regional Centres where the largest number of academic counselling sessions were monitored have been given in Figure 13. Regional centres wise number of sessions monitored has been given in the Table 28.

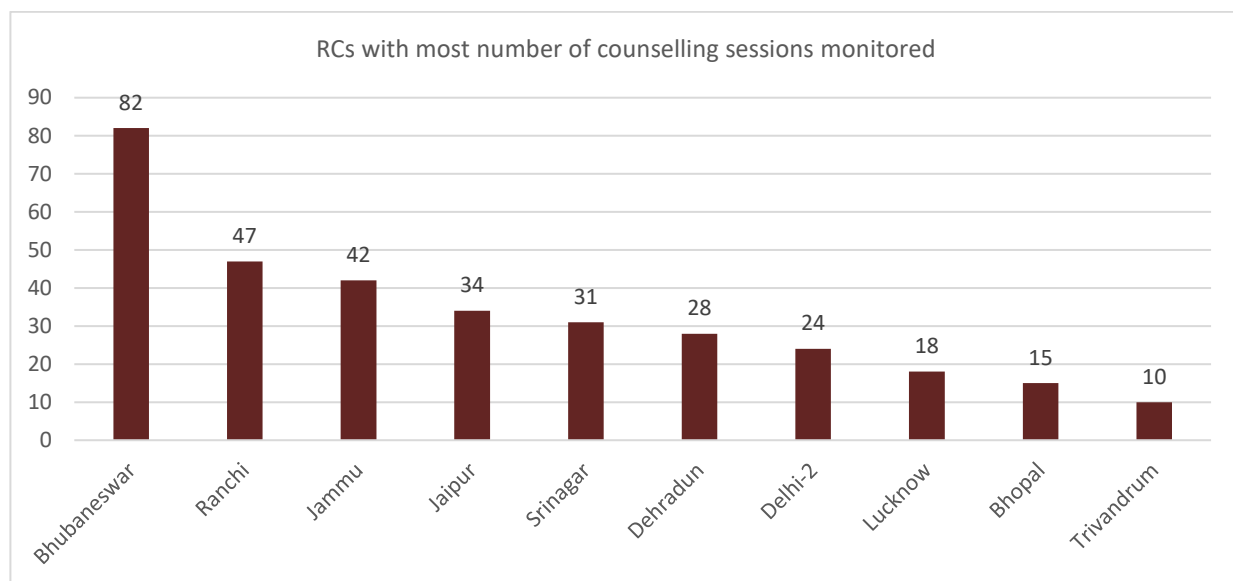


Figure 13

When activity occurs in their respective regions, officials from the regional centres actively participate in visit/monitoring term-end exams (both theory and practical) and entrance examination-related activities. During the period of report, a total 75 such exam centres related activities including TEPE centres, were carried out by the officials of RCs (Table 11). RC Wise number of exam activities have been given in the Table 29.

Table 11 Summary of monitoring activity (Exam related activities) *

S. No.	Particulars	Numbers	% of total
1	Number of TEE centers visited/monitored by RC (Please submit this information only if the activity was done in the month for which you are reporting.)	8	72.73
2	Number of TEEP centers visited/monitored by RC (Please submit this information only if the activity was done in the month for which you are reporting.)	3	27.27
3	Number of entrance exam centers visited/monitored by RC (Please submit this information only if the activity was done in the month for which you are reporting.)	0	0
	Total	11	100

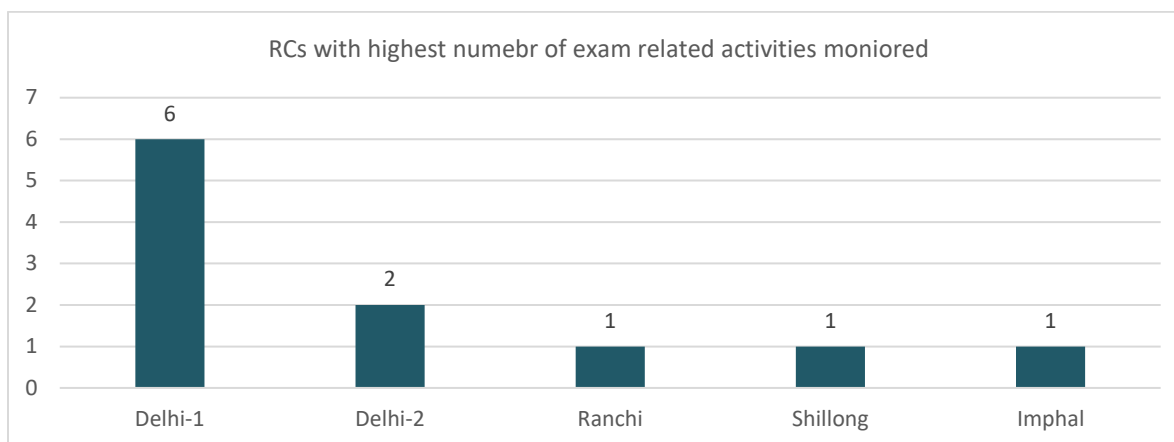


Figure 14

Student Support Services

Resolving students queries by regional centres (Table 30 and Table 31), use of SMS to communicate with the students (Table 32) and holding grievance redressal camps/sessions to interact with the student (Table 33) are the parameters which have been analysed in this part of the report. Summary of such activities carried out by the regional centre are given in Table 12.

Table 12 Summary of student support service-related activities

S. No.	Particulars	Numbers	% of total
1.	Total queries	267577	34.22
2.	Total SMS used	514328	65.77
3.	Total grievance	102	0.01
	Total of items	782007	100

Handling of student queries and **grievances** are crucial for effective student support services. All regional centres answer students' issues face-to-face in person as well as via email, telephone, post, Facebook, and other means (Table 30). Table 30 and

Table 31 shows the RC-wise information regarding the handling of the total number of students' queries at each regional centre in the month of March 2024. Across all Regional centres, a total of 267577 queries were handled/addressed, or responded to. The list of top-ten regional centres that attended the maximum number of students' queries is shown in Figure 15. These ten regional centres handled 51.86% of the total number of queries received at regional centres

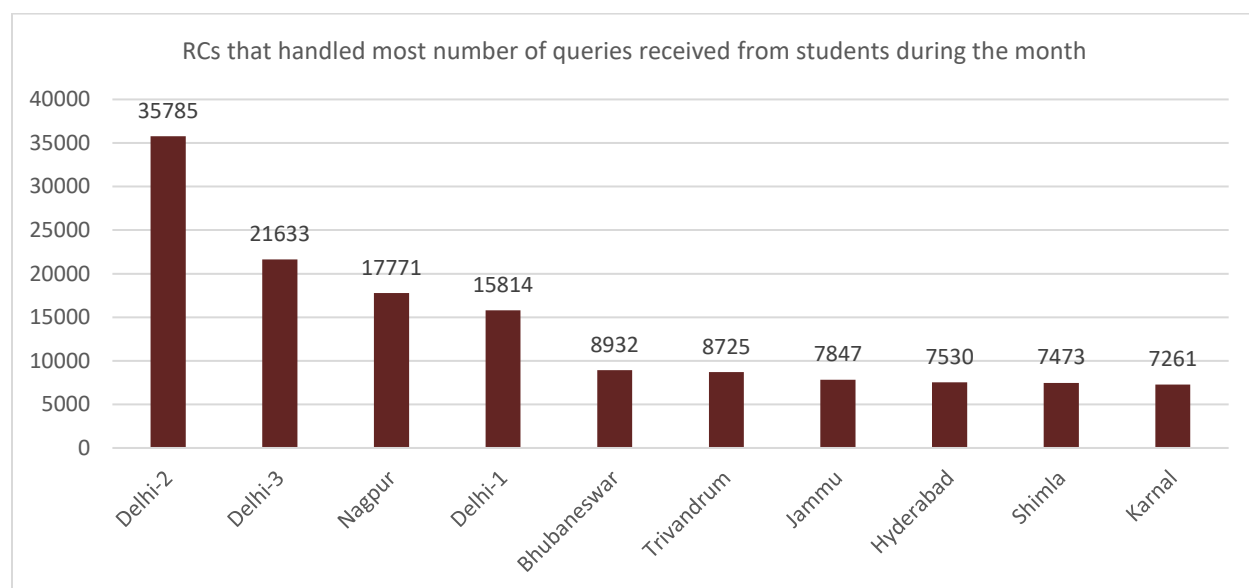


Figure 15

Use of SMS is an important mode of communication for the regional centres. It is used to communicate important messages to the learners urgently. For this purpose, Regional Centres use the bulk SMS facilities. During the month of March 2024, a total of 514328 SMS was sent to the students to communicate various types of information to the learners. Figure 16 shows the list the regional centres that have used the SMS service the most frequently during the month. RC wise use of SMS has been given in the Table 32.

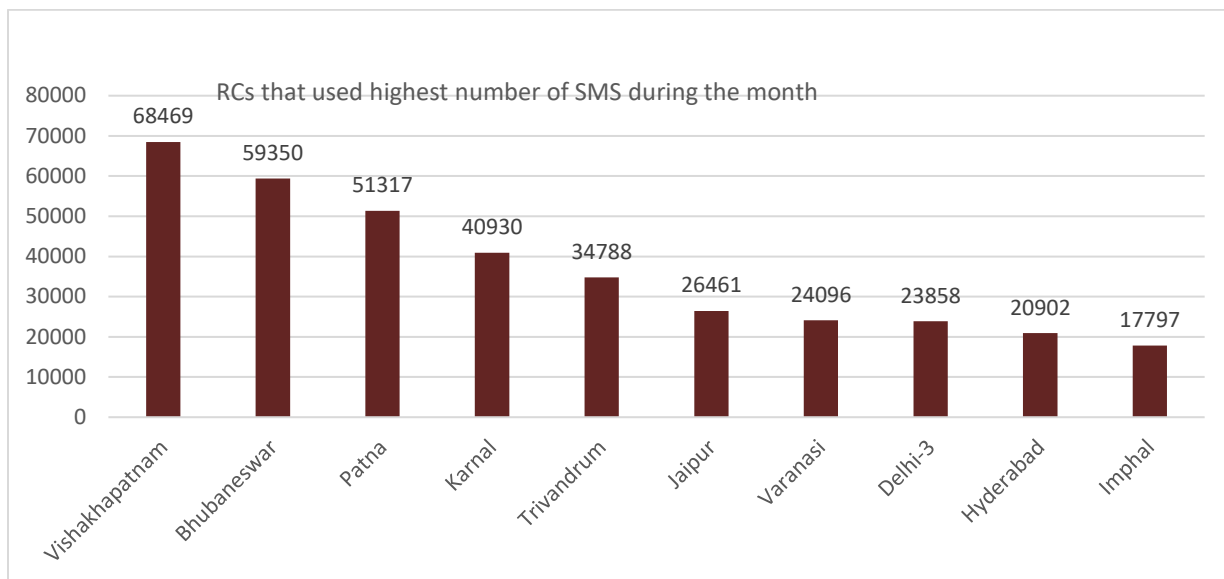


Figure 16



Grievance redressal

Receiving and resolving student grievances is a crucial part of student support services. During the month, regional centres organized online and face to face mode (offline) grievance redressal camps to address students queries and problems related to their studies. In the month of March 2024, all together **102** such camps were held by the regional centres (Table 33). Out of 102, 52 have been organised in face-to-face mode and 50 virtual/online sessions had been hold by the regional centres to resolve students' grievances. The list of top ten regional centres in this category are given in Figure 17.

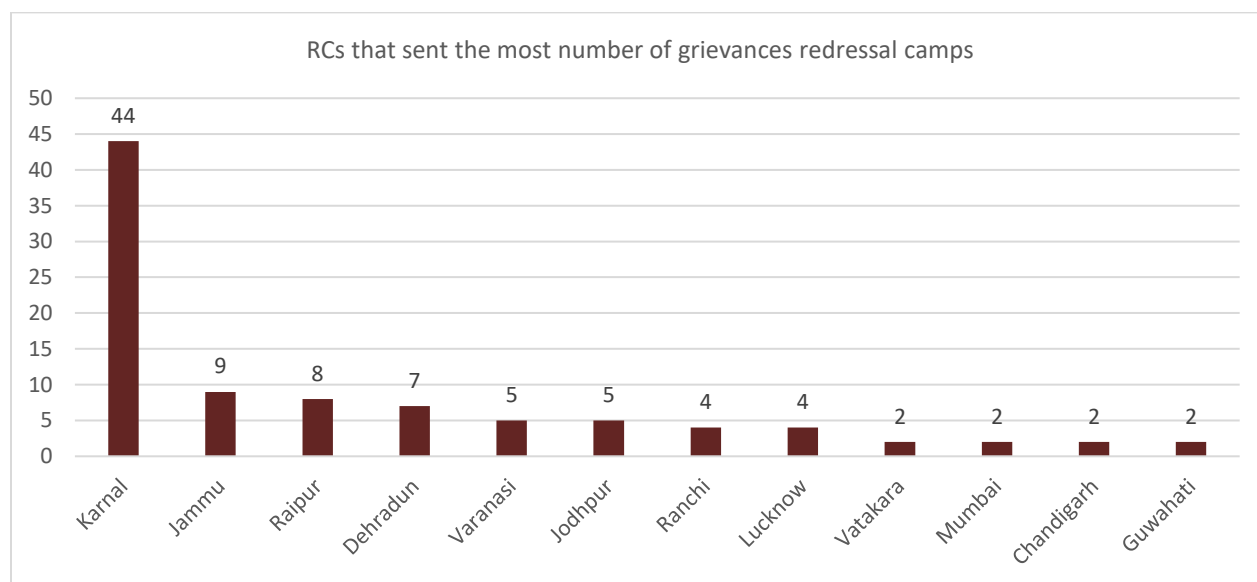


Figure 17

Research and Academic Development Activities

Regional Centre wise Research and Academic Development activities have been given in Table 40. During the month of March 2024, Regional Centres reported a total of **114** different Research and Academic Development activities including Faculty Development Programme, Webinar/Seminar organized/participated, Radio/TV program and so on (Table 34). Indeed, the top ten regional centres (Figure 18) reported a total 76 such activities accounting for 66.66% of the total during March 2024.

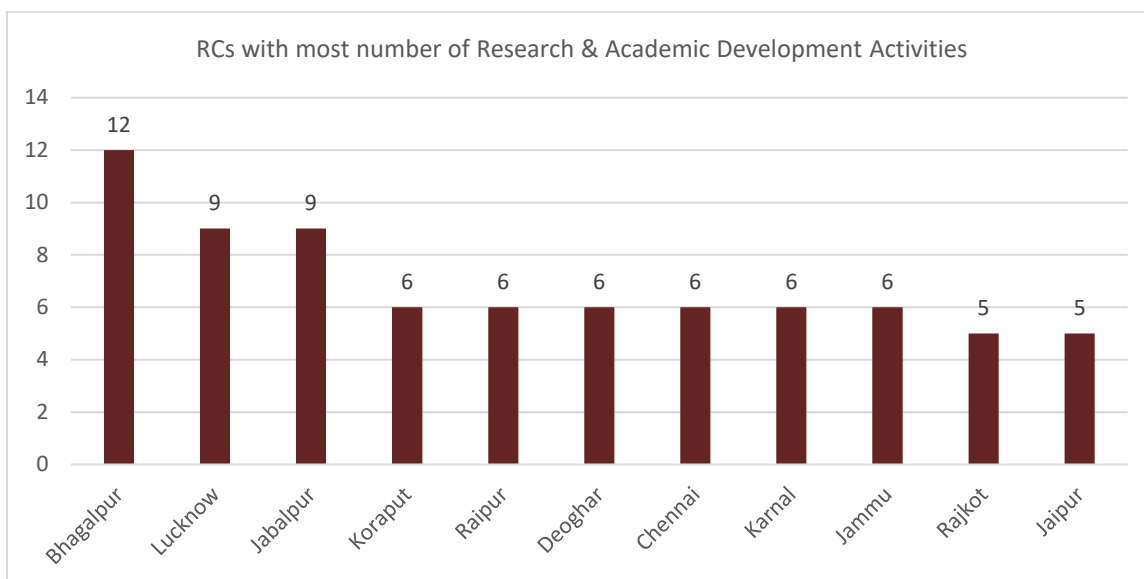


Figure 18

Expenditure of Regional Centres

This section of the report deals with the expenses of Regional Centres incurred to meet the functioning of Regional Centres during March 2024. The analysis includes the Regional Centre wise total expenditure as well as item-wise expenditures during March 2024. The data is provided in Table 35 to 46. Item-wise summary of expenses has been given in the Table 13. In March 2024, a total expenditure of Rs. 309045162/- was incurred across the regional centres (Table 13 and Table 35).

Table 13 Item-wise summary of expenses

S. No.	Particulars	Amount (In Rs.)	% of total
1	Regular Staff Salary	12380455	4.01
2	Daily Wage payment	11260842	3.64
3	Security	2662337	0.86
4	Building Rent	6983179	2.26
5	Travel and hiring of taxi	817078	0.26
6	Meeting/ workshop/Orientation Programme etc	1263505	0.41
7	Printing/Publicity	564880	0.18
8	LSC/PSC/SSC Payments (Salary of Part Time functionaries)	41329026	13.37
9	LSC/PSC/SSC Payments (Counselling, Assignment Evaluation, Practical's etc)	138355217	44.77
10	Other Expenditure	93428643	30.23
	Total expenditures	309045162	100

Figure 20 shows the names of the top-ten regional centres that accounted for about 45.18% of total expenditure incurred across all the regional centres. Some of the RCs with lowest expenses have been given in the Figure 20.

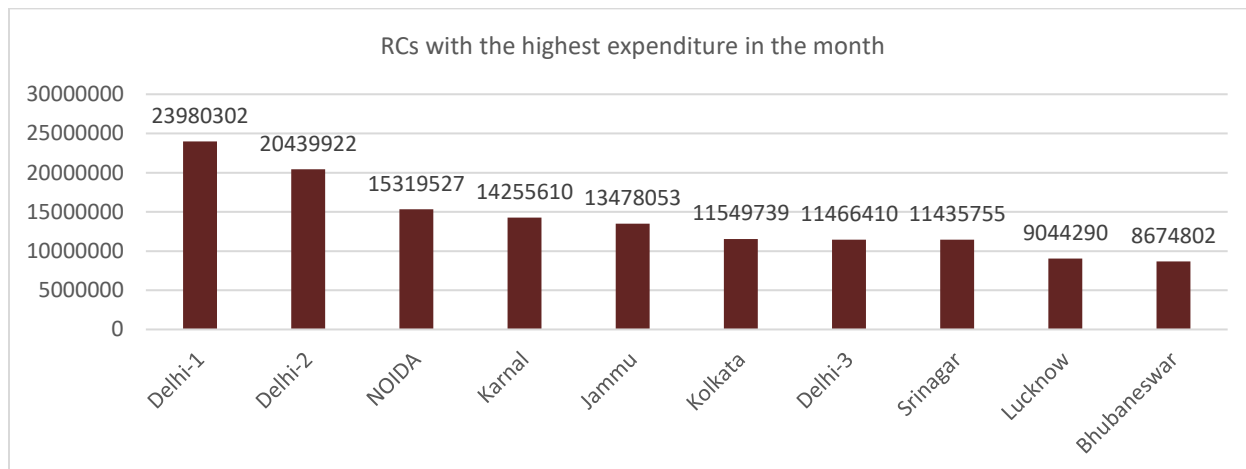


Figure 19

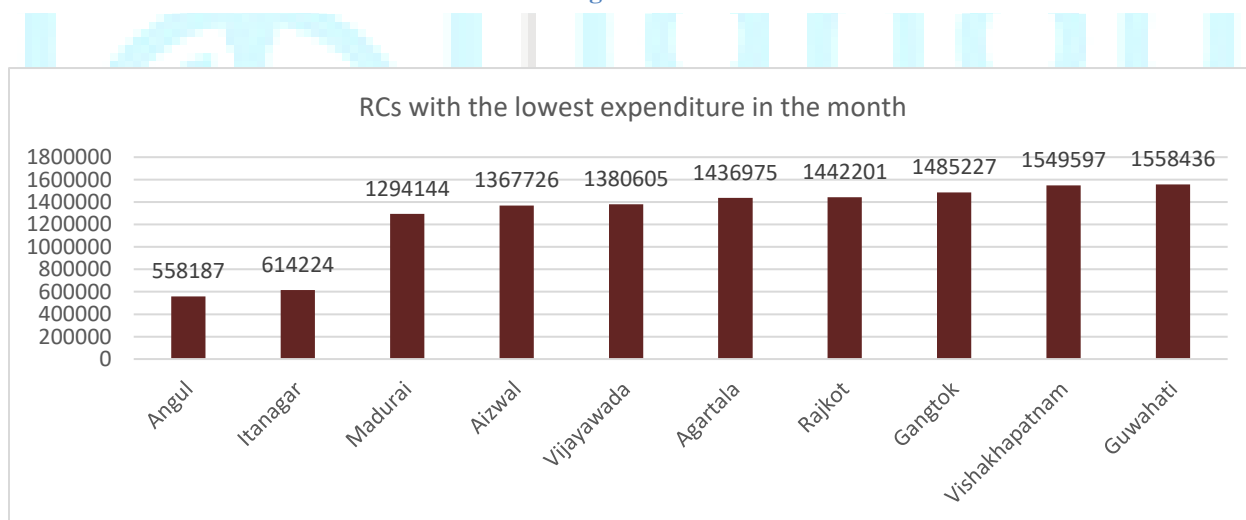


Figure 20

Table 36 shows the expenditure incurred on the payment of **salaries to regular staff** of the regional centres. Percentage of expenditure incurred on the payment of staff salaries at respective regional centres has been given in the corresponding column of the Table 36. Top-ten regional centres that had the highest expenditure for paying staff salaries are given in Figure 21. Across all regional centres, a total of Rs. 12380455/- was spent for the payment of staff salaries which accounted for 4.01% of total expenditure (Rs. 309045162/-) of the regional centres.

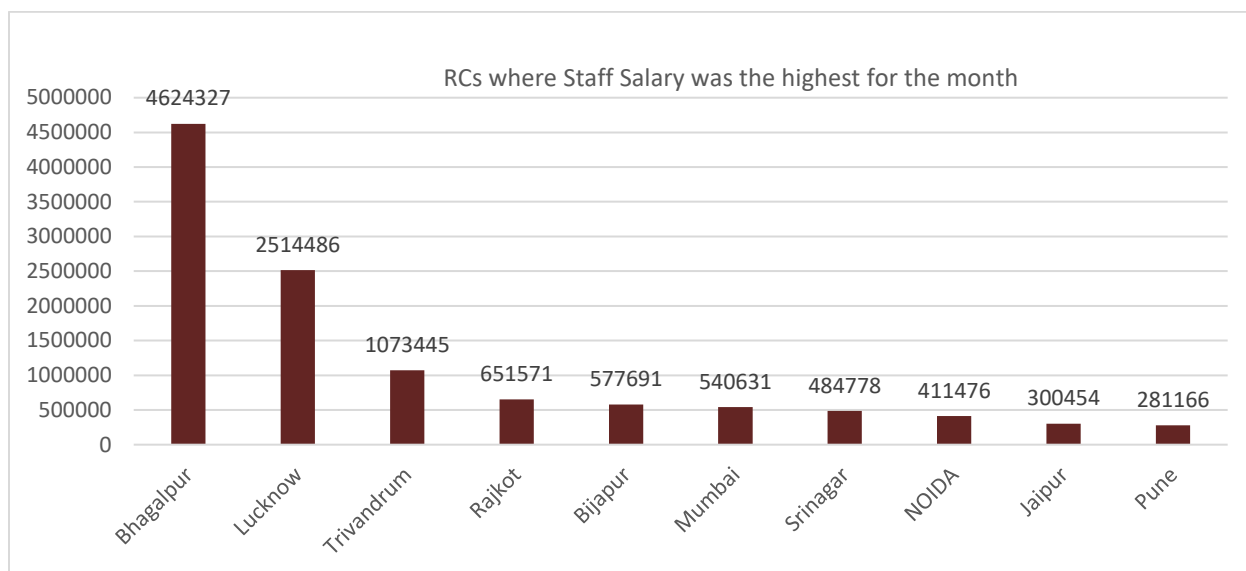


Figure 21

Payment towards the salaries of **daily wager** staff working at the Regional Centres is the next item which has been analysed. Regional Centre wise data on the payment of daily wagers' salaries has been given in Table 37. A total of Rs. 11260842/- has been paid towards the salaries of daily wagers across the Regional Centres which was 3.64% of the total expenditure of Rs. 309045162/. Top-ten regional centres who have spent highest amount under this category are listed in Figure 22. Ten regional centres reported nil expenditure in this category.

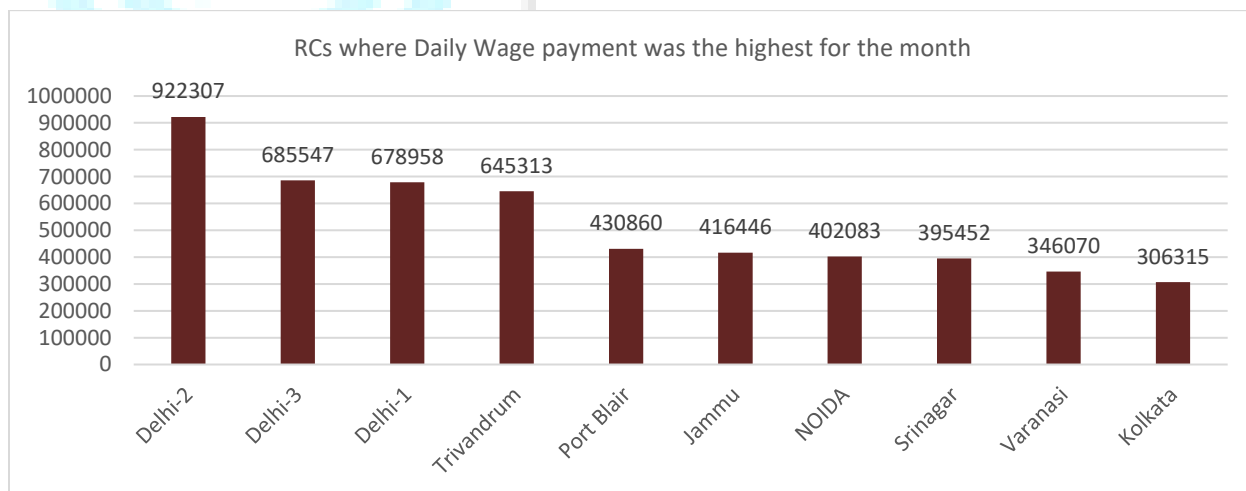


Figure 22

Expenditure for the arrangement of **security** is another item of expense at the regional centres. regional centre wise expenditure under this head has been given in Table 38. It shows that a sum of Rs. 2662337/- was spent by all the regional centres, which accounted for 0.86% of total

expenditure (Rs. 309045162/-) of all regional centres. Under this category, the top-ten regional centres who spent the highest amount of their total expenditure on security arrangements have been given in **Error! Reference source not found..** There were 27 regional centres that reported nil expenses for security arrangements (Table 38)

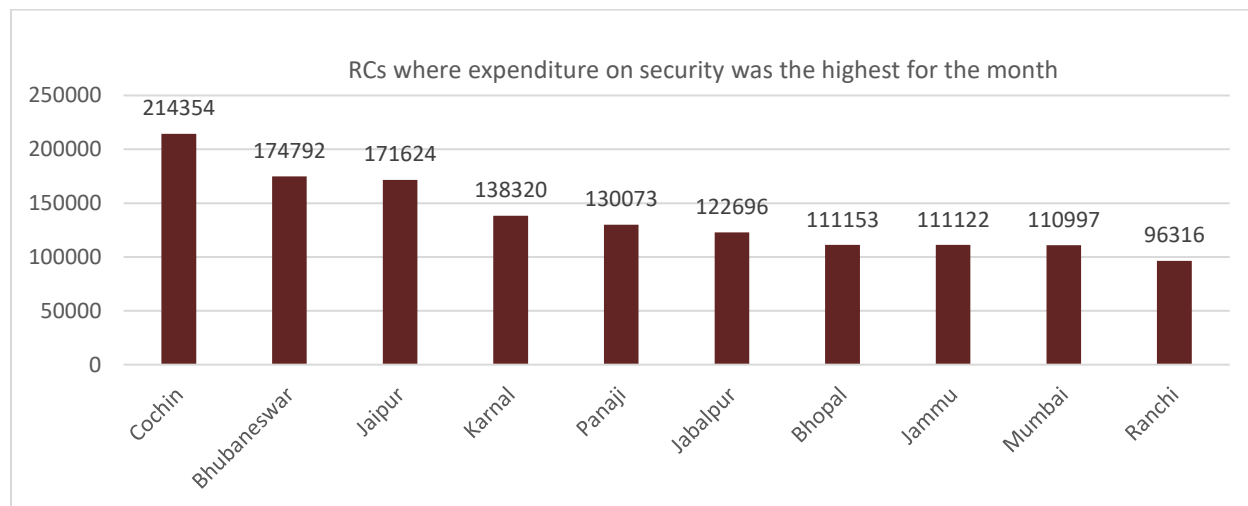


Figure 23

There are Regional Centres which are operational in **rented buildings**. Regional Centre wise expenses towards the rent of hiring buildings are given in Table 39 Regional Centre wise expenditure on rent of Regional Centre' Building in MARCH 2024. Analysis of data indicates that a sum of Rs. 6983179 /- was spent for paying the rent of buildings by the regional centres, which accounted for 2.26% of total expenditure (Rs. 309045162/-) on regional centres functioning. There are 32 regional centres who reported nil expenditure in this category. Top-ten regional centres who spent the highest amount on building rent are listed in Figure 24.

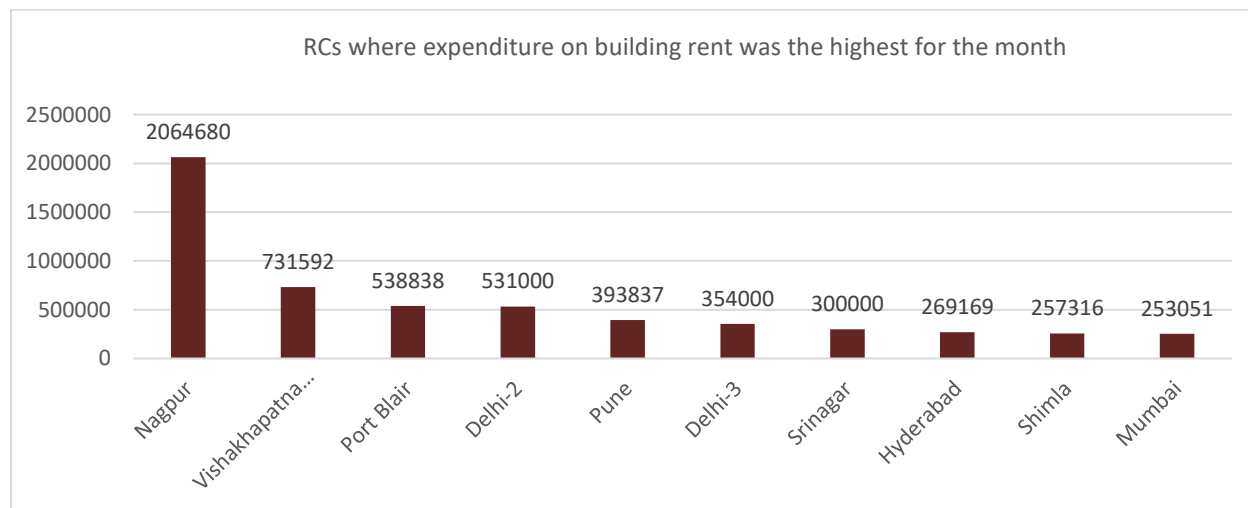


Figure 24

Expenses on **tours and travel**, and hiring taxis are other items of expenditures of regional centres. In this regard, regional centre wise expenditure incurred during March 2024 is given in Table 40. It shows that Rs. 817078 /- was spent to meet the expenses of tours and travels at all the regional centres, which was mere 0.26% of the total expenditure of Rs.309045162/- wherein 21 regional centres reported nil expenditure for this item. Figure 25 shows the regional centres with the highest expenditure towards "Travel & Hiring of Taxi".

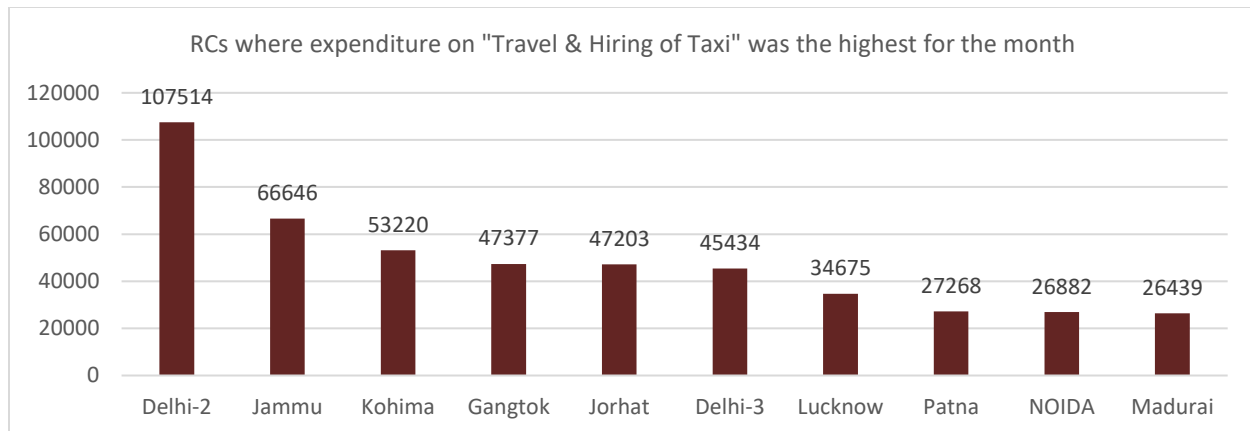


Figure 25

Next item of analysis is expenditure on **meetings, workshops, and orientation** programs. Regional Centre wise detailed analysis has been given in Table 41. A total of Rs 1263505/- was spent at all the regional centres which was only 0.41% of total expenditure of Rs. 309045162/-. Top regional centres reported expenses under this category are given in Figure 26. Forty-nine regional centres were made nil expenditure under this category.

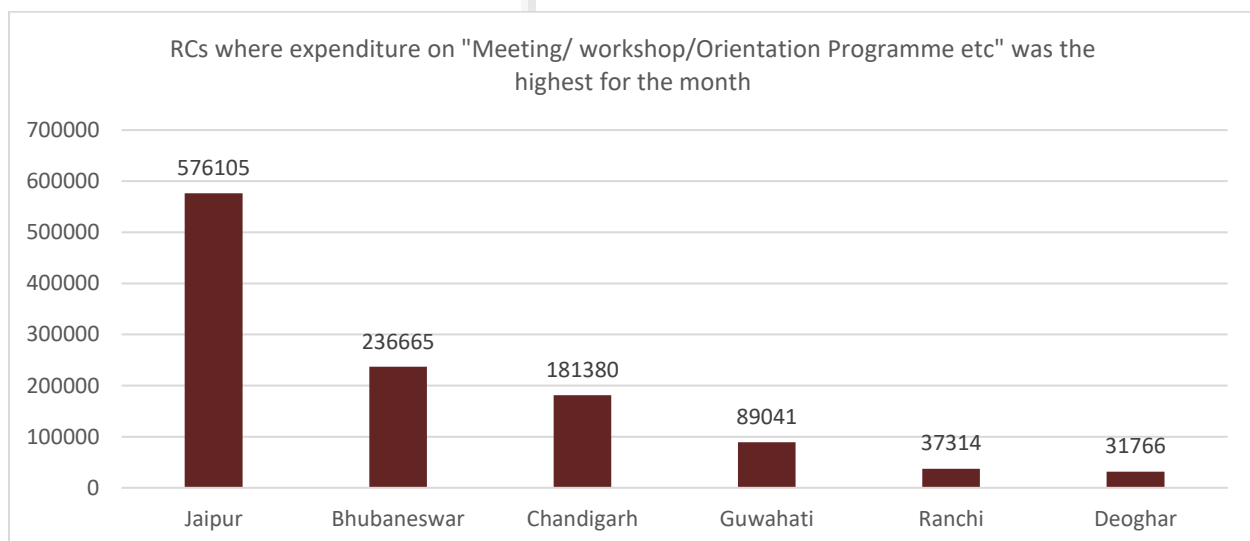


Figure 26

Another item of analysis is expenses on **printing of promotional and publicity items** which has been given in Table 42. In this item, all the regional centres spent Rs. 564880/- which is 0.18% of the total of Rs. 309045162/-. No expenses were made by thirty-eight regional centres for this item. Top-ten regional centres who spent the highest for this item have been given in **Error! Reference source not found.**

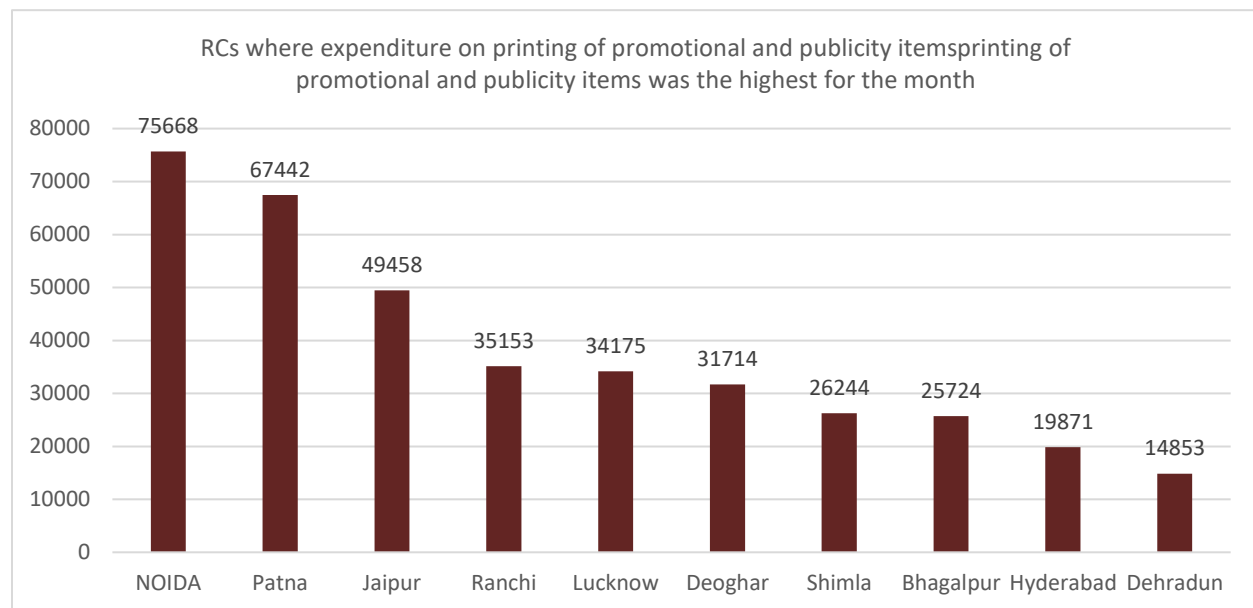


Figure 27

Miscellaneous expenditures of Regional Centres have been categorized as **Other Expenditure**. Regional Centre wise expenditure under this category have been given in Table 43. It accounted for Rs. 45481112/- across all the regional centres, which was 30.23% of the total expenditure of Rs. 309045162/-. The regional centres whose expenses were highest under this item have been given in Figure 28.

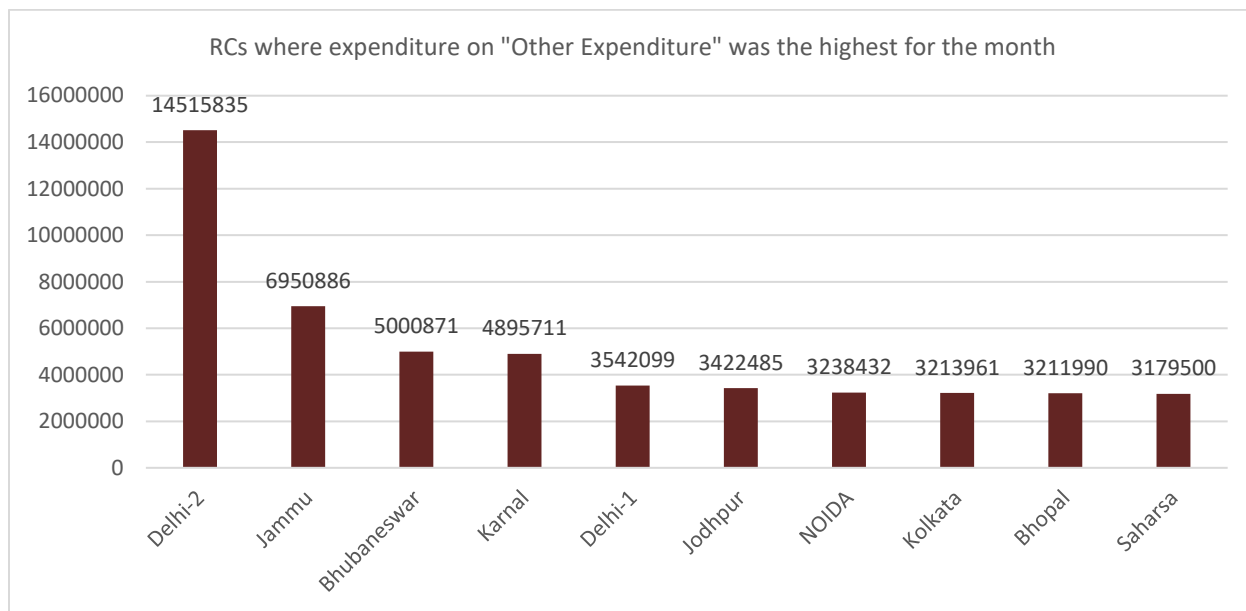


Figure 28

Expenditures for Functioning of Learner Support Centres

Expenses on the operations and functions of the Learners Support Centres are an important component of the university's expense. The expenses are made for salaries of part time functionaries (PTFs) of study centres as well as payments for academic counselling sessions, evaluation, and other administrative activities. Expenditures incurred for these activities are given in table 44 to 46.

As far as salaries of part-time functionaries of study centres is concerned, a sum of Rs. 41329026/- was spent by all the regional centres during March 2024 which accounted for 13.37% of total expenditure of Rs. 309045162/- incurred across the regional centres (Table 44). Top-ten regional centres who incurred maximum expenses towards payment of salaries for the Part Time Functionaries have been given in. Eight regional centres made nil payment on salaries of part-time functionaries of study centres during March 2024.

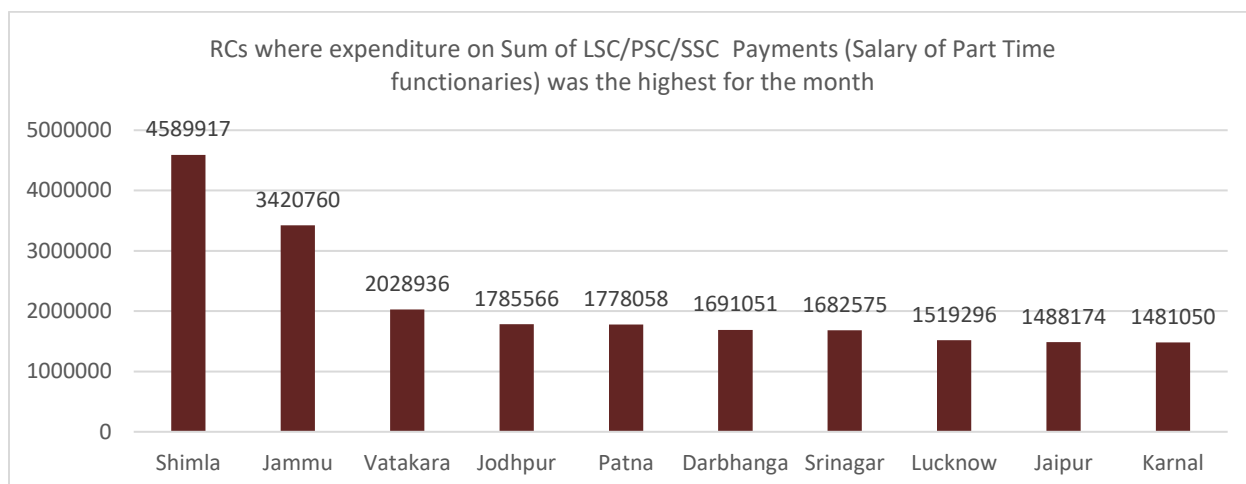


Figure 29

Regional Centre wise payments made for counselling and evaluation of assignments are given in Table 45. The regional centres spent Rs. 138355217/- on payment of academic counsellors and for assignments evaluation, which accounted for 44.77% of the total expenditures of Rs. 309045162/. Figure 30 illustrates the top-ten regional centres who spent the highest amount for counselling and evaluation of assignments during March 2024. No expenditure was reported by the 03 regional centres for this activity in March 2024.

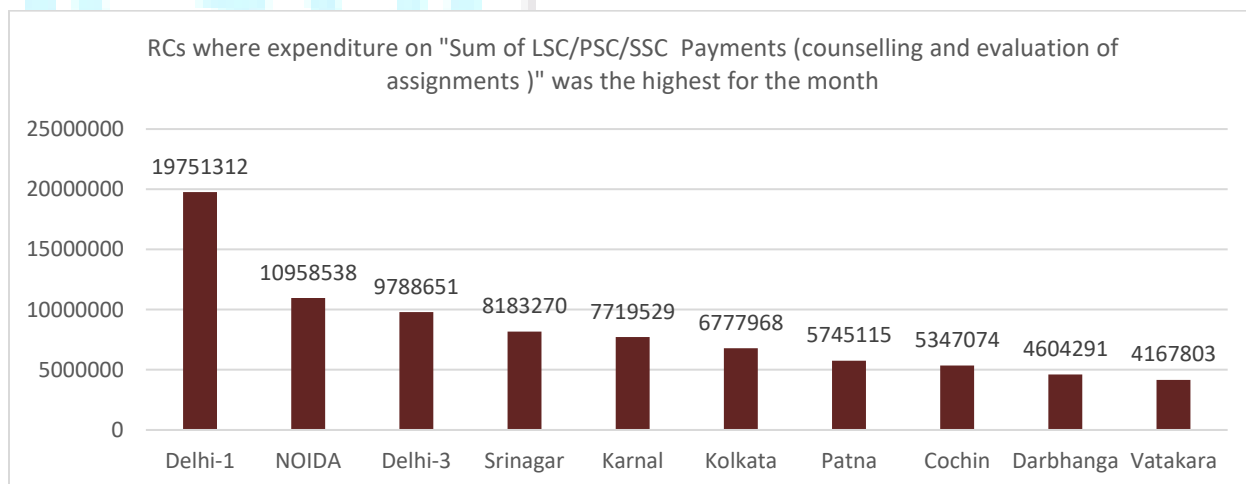


Figure 30

Regional Centre wise sum of the expenditure incurred for the study centres' functioning (including staff salaries and Counselling and evaluation) has been given in Table 46. The table indicates that Rs 179684243/- was spent across all the regional centres to meet the operational expenditures of the study centres, which accounted for 58.14% of the total expenditure of Rs.

309045162/-. Top-ten regional centres that had the highest expense towards functioning of study centres have been given in **Error! Reference source not found..**

Figure 31

Staff strength at the Regional Centres

In this section, the number of staff posted at the regional centres has been described. Category wise staff strength of all Regional Centres has been given in Table 47. A total of 1086 staff were posted across the regional centres comprising of 167 academic staff, 362 non-academic staff and the rest included daily wage staff and security staff. Top-ten regional centres with largest number of staff have been shown in Figure 32. Regional centres functioning with minimum number of staff members are given in the **Error! Reference source not found..**

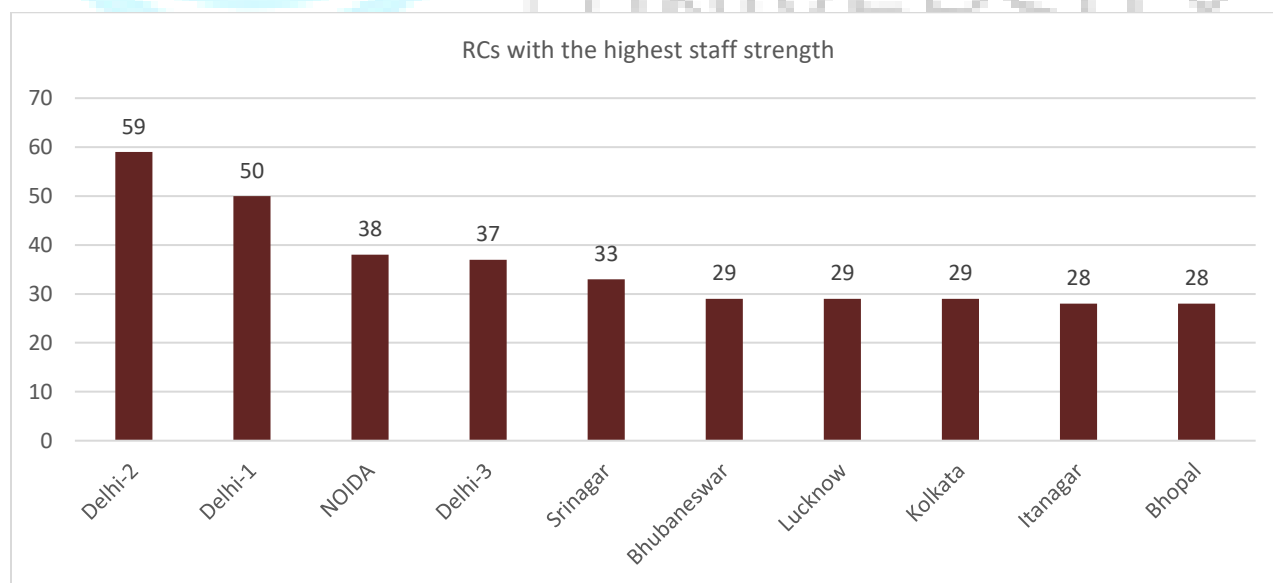


Figure 32

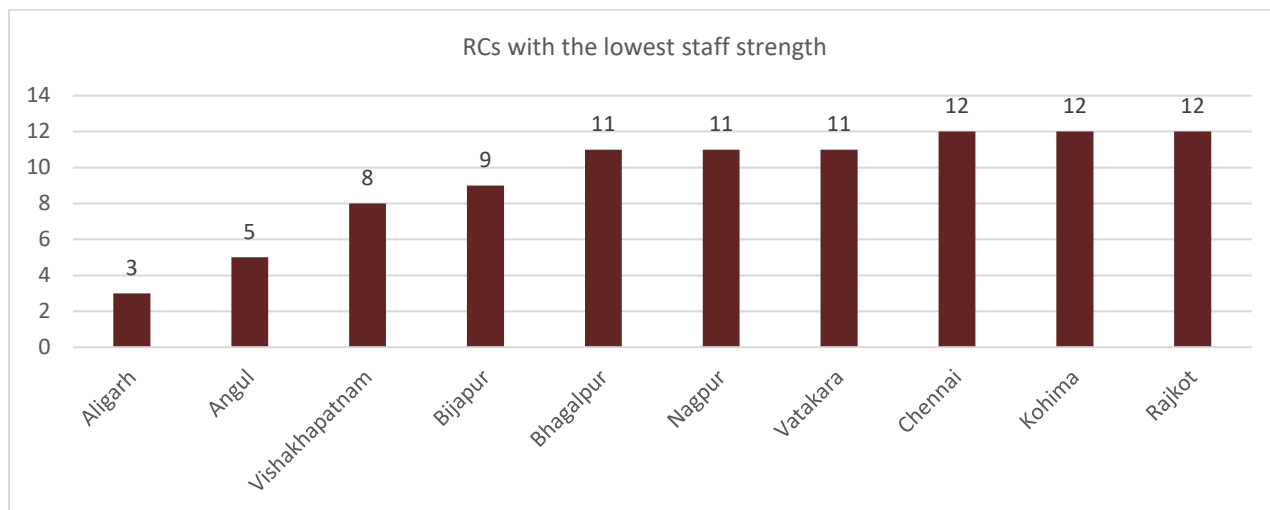


Figure 33

Ratio – Expenditure, Enrolment and Staff

The ratio is defined as the relation between two numbers which shows how much bigger one quantity is than another. In this study the ratio between expenditure and staff, expenditure and enrolment, enrolment and staff has been calculated in order to measure the magnitude of regional centres' expenditure corresponding to staff posted as well as corresponding to the number of learners enrolled.

The higher the **Expenditure-to-Staff ratio**, the greater the expenditure per staff member at the Regional Centre, and *vice-versa*. The highest ratio was found in regional centre Shimla, while the lowest was found in regional centre Itanagar. **Error! Reference source not found.** depict the regional centres with the highest and lowest expenditure-to-staff ratio.

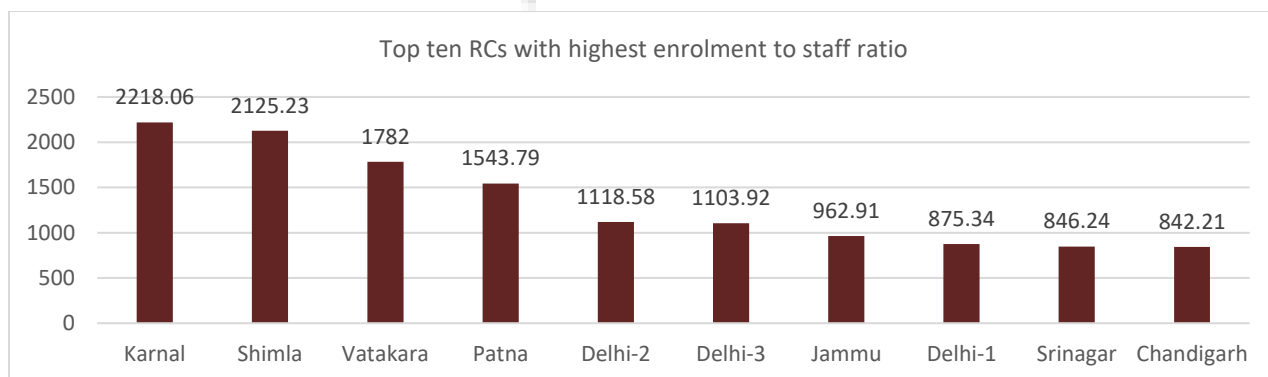


Figure 34

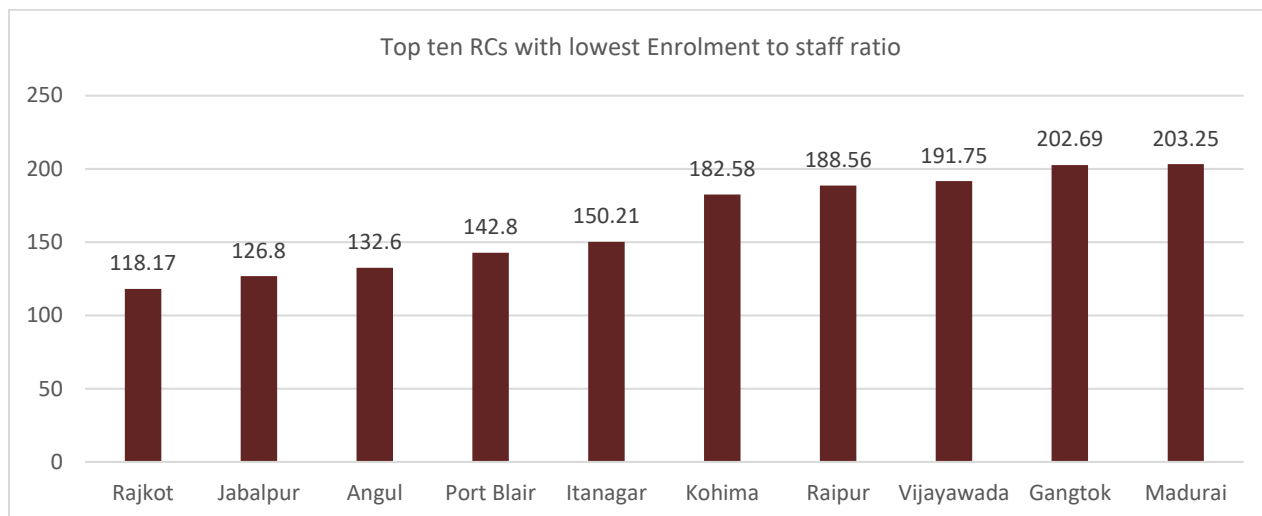


Figure 35

The higher the **Expenditure to enrolment ratio** as with other determined ratios, the more money that regional centre spends on each learner and vice-versa. Regional centre-wise expenditure to enrolment ratio has been given in the **Error! Reference source not found.** and **Error! Reference source not found..**

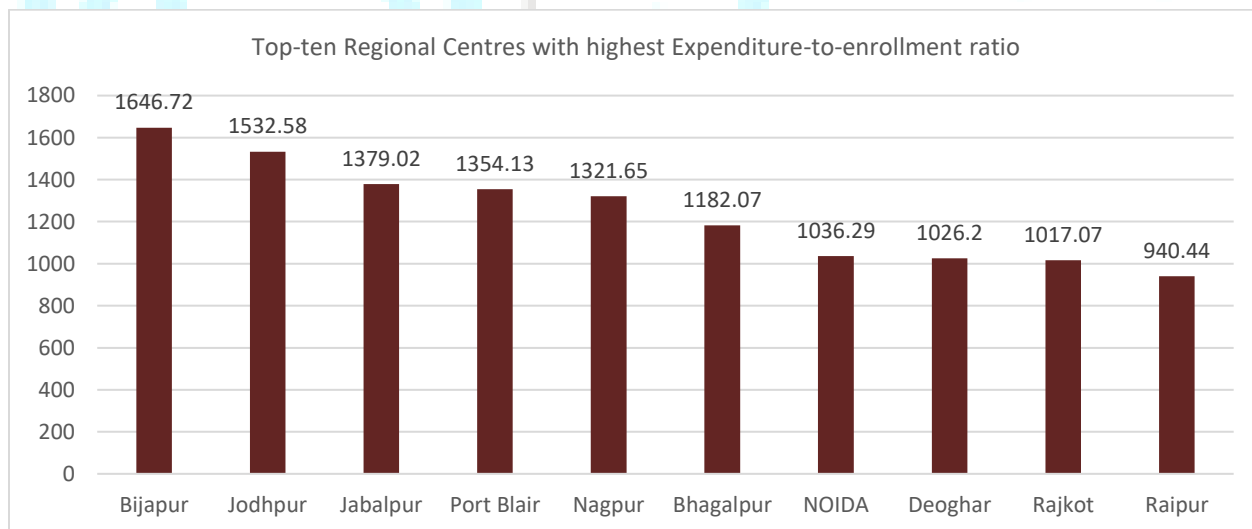


Figure 36

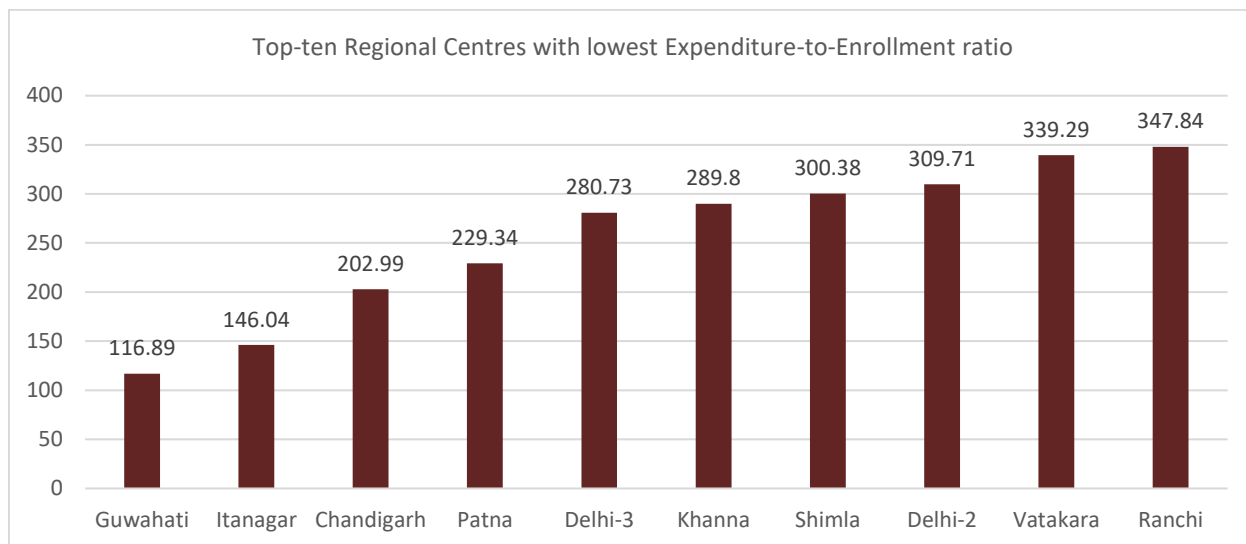


Figure 37

Similarly, Regional Centre wise **Enrolment to staff ratio** shows the workload in terms of the number of learners per staff member at each regional centre. The higher the Enrolment to staff ratio, the more the workload on the regional centre staff, and vice-versa. Regional centre Karnal had the greatest ratio while regional centre Itanagar has the lowest (Table 50).

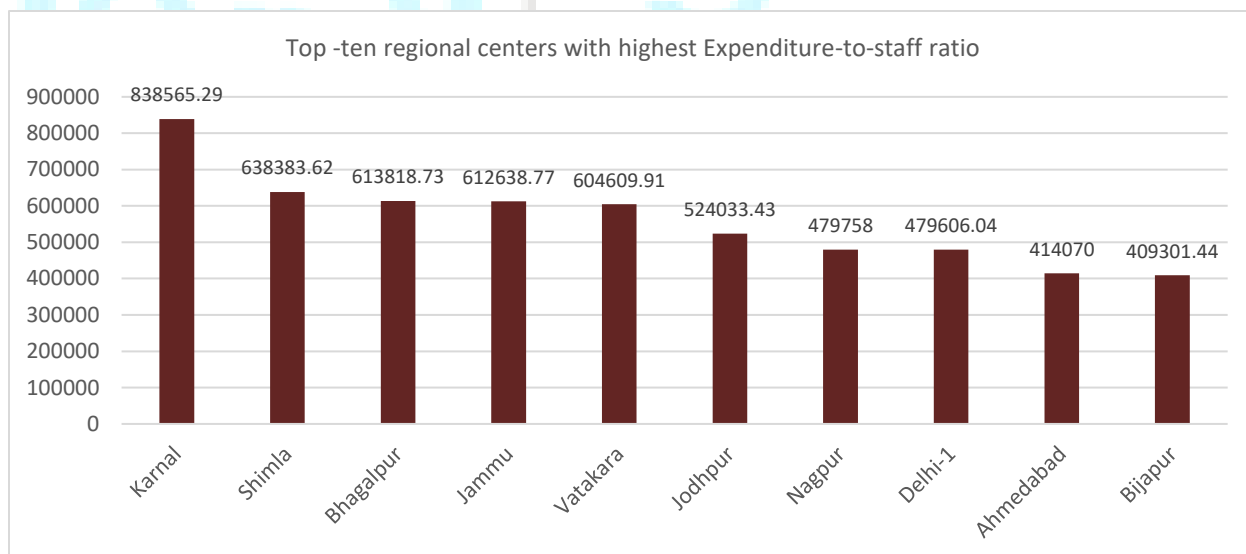


Figure 38

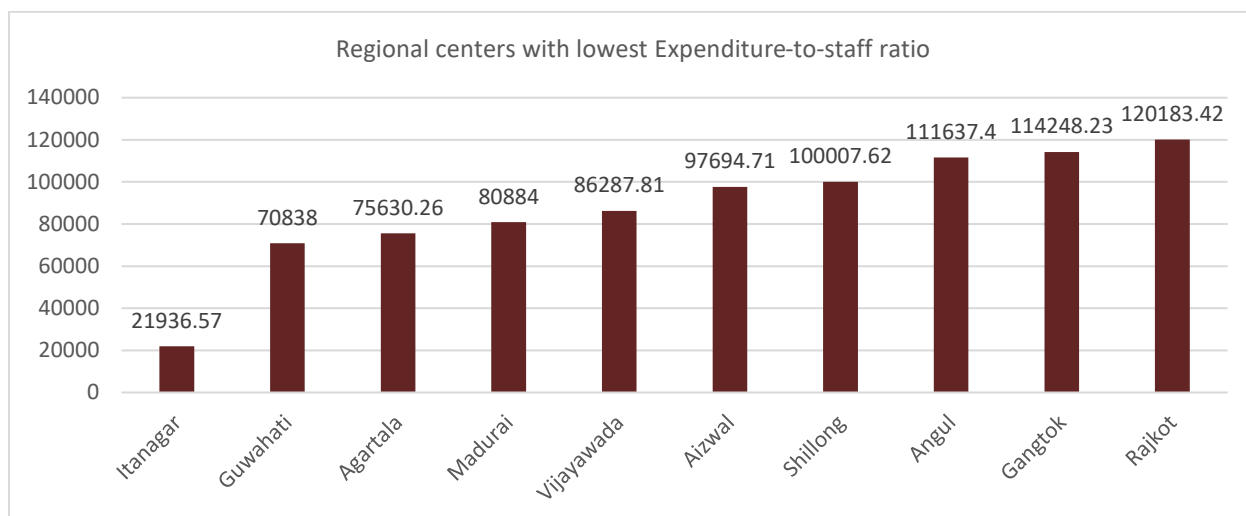


Figure 39

Social Media Use

Details regarding to use of social media like Facebook, twitter, YouTube by the regional centres have been obtained. Analysis of data for the month of March 2024 in respect of use of above three social media platform has been placed from table 50 to 56.

Table 14 Summary of use of social media during the month

S. no.	Details of Social media platform	Numbers
1	Number of Posts on the RC Facebook Page for the month:	3684
2	Total Number of Likes on the RC Facebook Page:	174429
3	Total Number of followers of the RC Facebook Page:	254943
4	Number of posts on Twitter for the month:	8806
5	Total Number of followers of the RC Twitter handle:	52685
6	Number of posts on YouTube during the month:	167
7	Total Number of subscribers of the RC Youtube channel:	99077

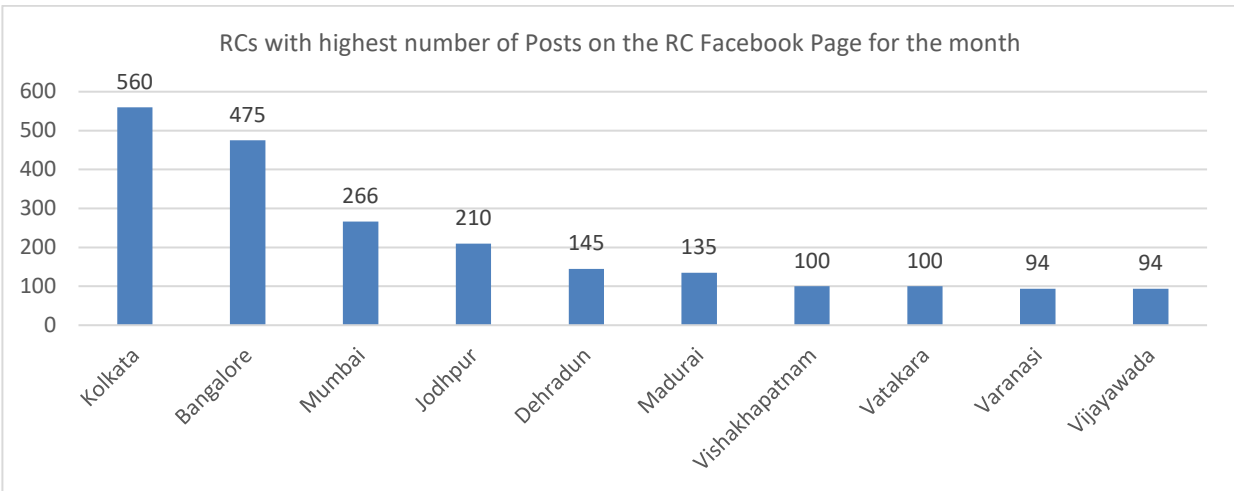


Figure 40

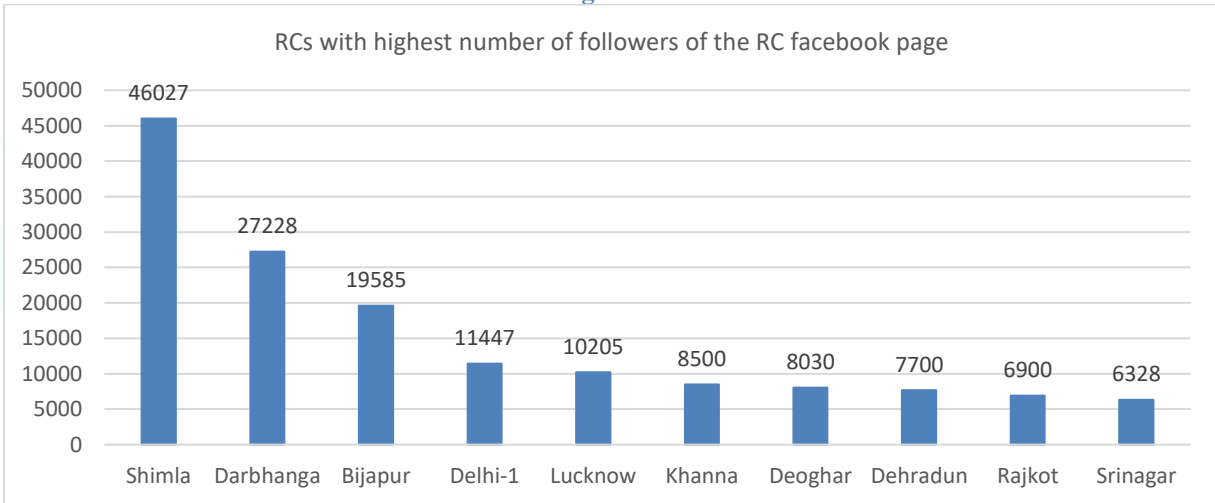


Figure 41

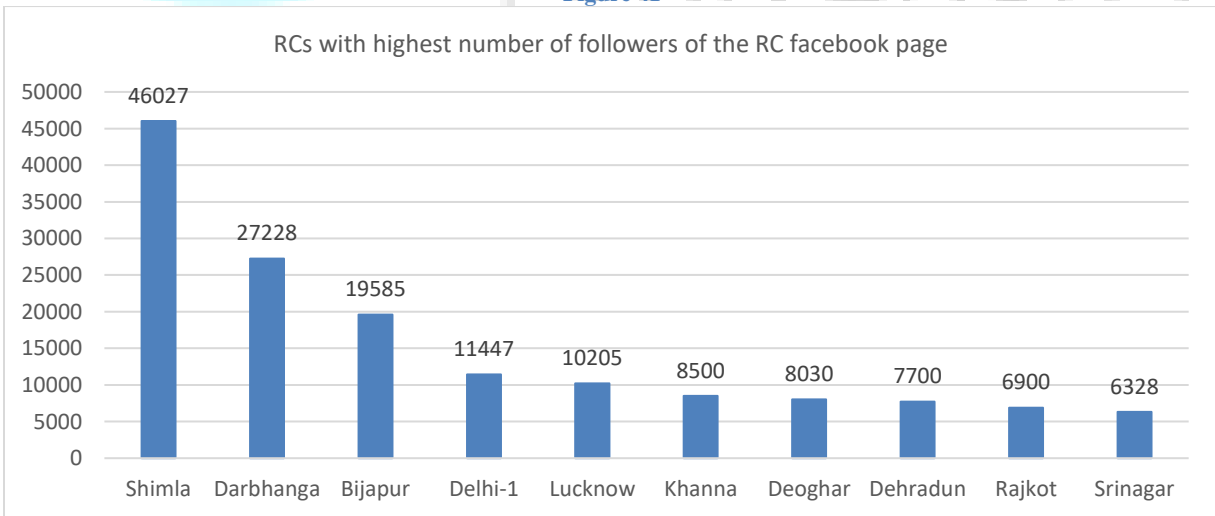


Figure 42

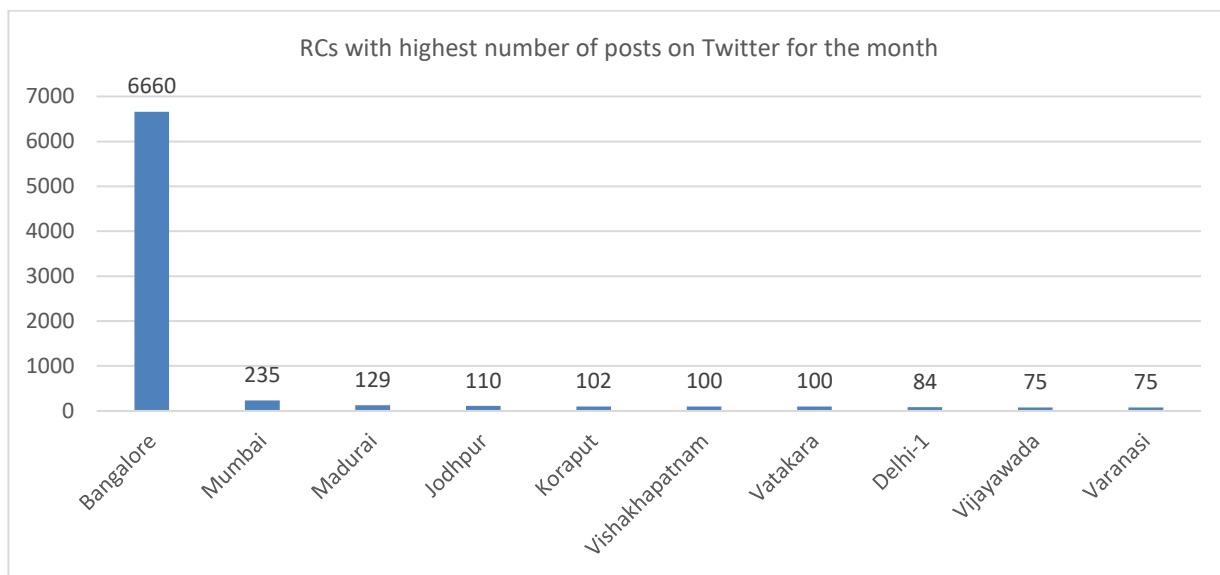


Figure 43

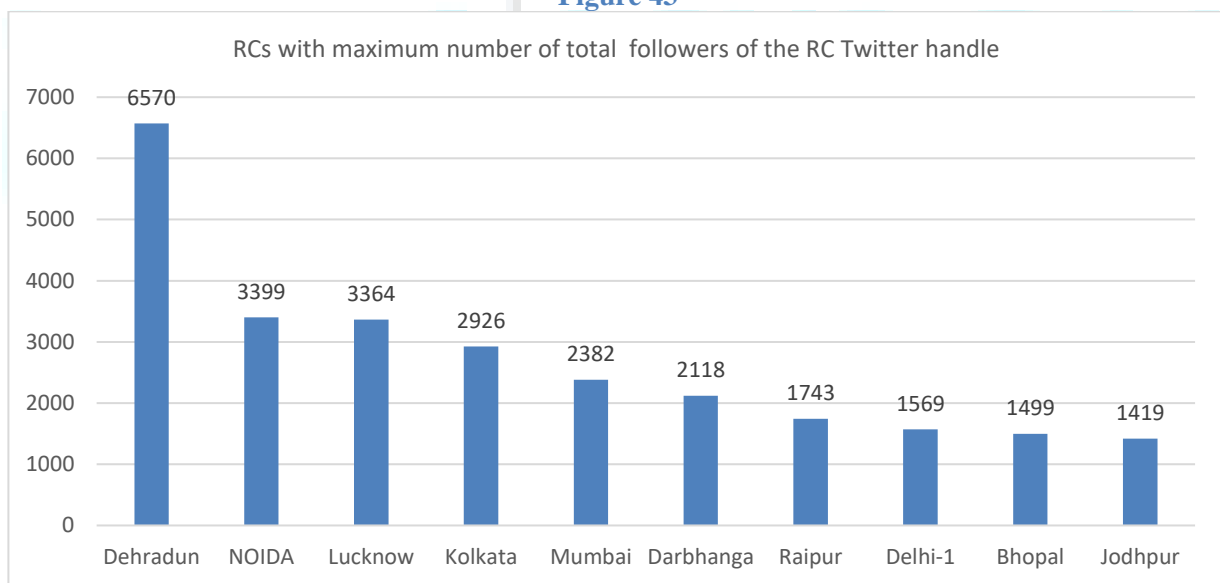


Figure 44

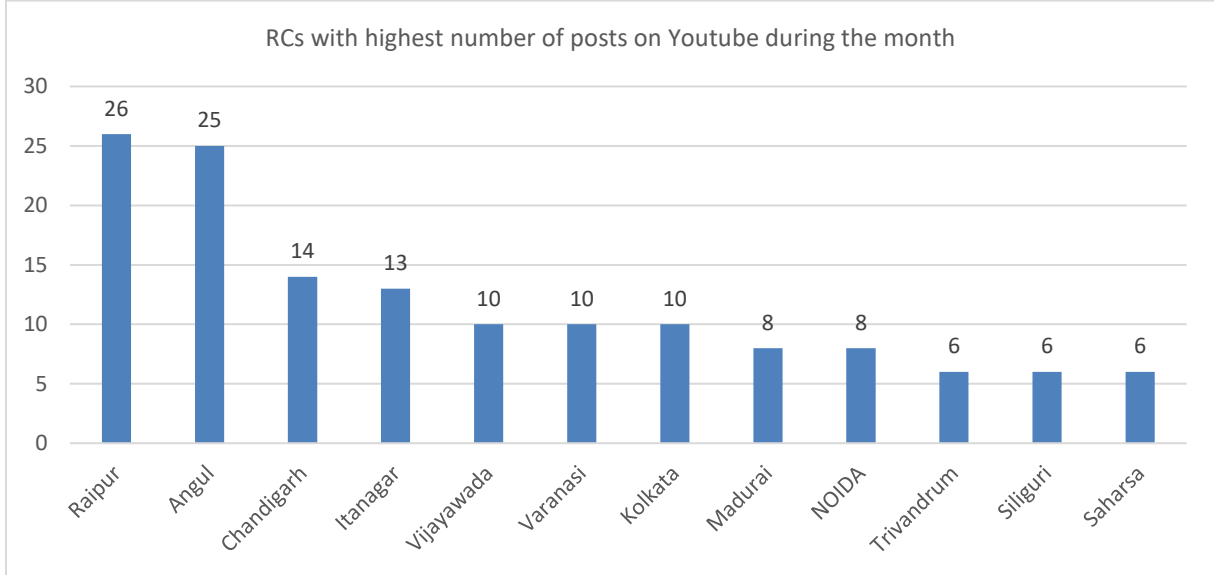


Figure 45

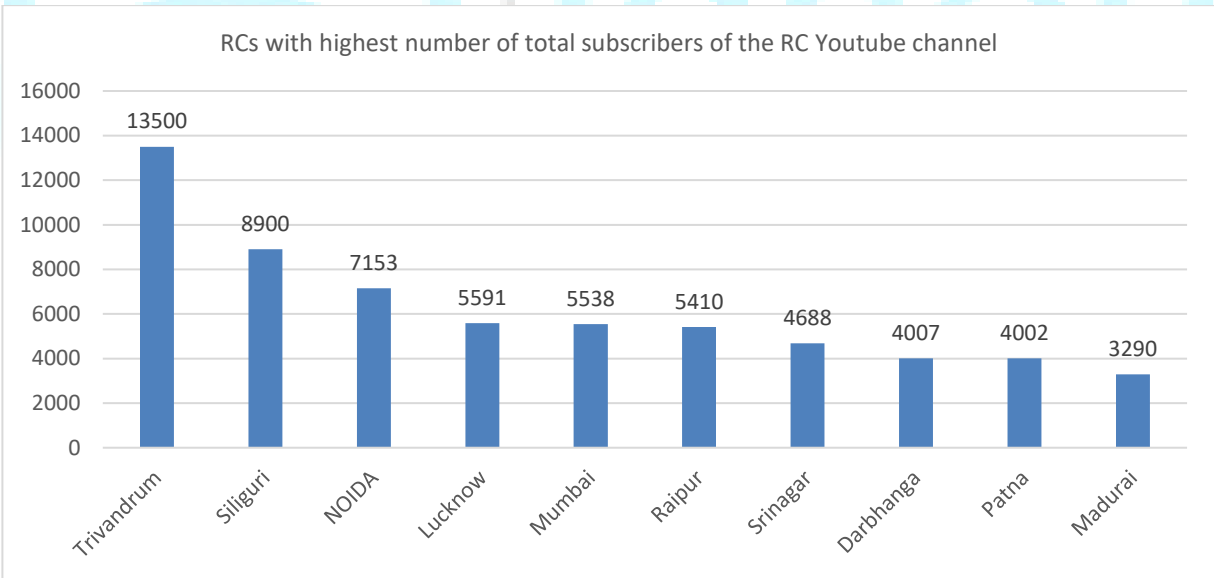


Figure 46

PART III – Promotional, Extension and Outreach Activities



Table 15 Regional centre wise number of promotional and publicity initiatives in MARCH 2024.

S.NO.	Name of Regional Center	Number of general publicity initiative/activities to enhance outreach - Face to face mode	Number of general publicity initiative/activities to enhance outreach - ONLINE mode	Number of programme specific publicities - Face to face mode	Number of programme specific publicities - ONLINE mode	Total	% of total
1	Agartala	0	10	0	0	10	1.14
2	Ahmedabad	2	0	0	0	2	0.23
3	Aizwal	0	0	0	0	0	0
4	Aligarh	0	0	0	0	0	0
5	Angul	0	1	0	0	1	0.11
6	Bangalore	0	0	0	0	0	0
7	Bhagalpur	1	1	0	0	2	0.23
8	Bhopal	1	0	0	0	1	0.11
9	Bhubaneswar	2	2	1	1	6	0.68
10	Bijapur	2	0	1	0	3	0.34
11	Chandigarh	5	2	4	2	13	1.48
12	Chennai	0	4	0	13	17	1.93
13	Cochin	0	1	0	0	1	0.11
14	Darbhangha	1	0	0	0	1	0.11
15	Dehradun	5	23	5	21	54	6.13
16	Delhi-1	0	0	0	0	0	0
17	Delhi-2	1	0	0	0	1	0.11
18	Delhi-3	1	1	1	1	4	0.45
19	Deoghar	2	2	0	1	5	0.57
20	Gangtok	0	30	0	0	30	3.41
21	Guwahati	0	0	0	2	2	0.23
22	Hyderabad	6	0	1	0	7	0.79
23	Imphal	0	0	0	0	0	0
24	Itanagar	0	0	0	0	0	0
25	Jabalpur	0	0	0	0	0	0
26	Jaipur	2	0	0	0	2	0.23
27	Jammu	2	2	0	0	4	0.45
28	Jodhpur	2	7	0	2	11	1.25
29	Jorhat	0	75	0	0	75	8.51
30	Karnal	4	7	2	4	17	1.93
31	Khanna	0	50	0	10	60	6.81
32	Kohima	2	0	0	0	2	0.23
33	Kolkata	0	1	0	0	1	0.11
34	Koraput	2	0	1	0	3	0.34
35	Lucknow	7	30	7	32	76	8.63
36	Madurai	1	8	0	15	24	2.72
37	Mumbai	0	2	0	0	2	0.23
38	Nagpur	12	0	0	0	12	1.36
39	NOIDA	0	2	0	0	2	0.23
40	Panaji	0	0	0	0	0	0
41	Patna	2	1	0	0	3	0.34

42	Port Blair	1	0	1	0	2	0.23
43	Pune	0	0	0	0	0	0
44	Raghunathganj	0	0	0	0	0	0
45	Raipur	1	1	1	1	4	0.45
46	Rajkot	0	79	0	0	79	8.97
47	Ranchi	10	2	0	51	63	7.15
48	Saharsa	2	0	0	0	2	0.23
49	Shillong	2	1	1	1	5	0.57
50	Shimla	0	179	0	0	179	20.32
51	Siliguri	0	0	0	0	0	0
52	Srinagar	20	25	0	0	45	5.11
53	Trivandrum	3	1	0	0	4	0.45
54	Varanasi	1	1	0	4	6	0.68
55	Vatakara	3	3	0	0	6	0.68
56	Vijayawada	4	13	0	4	21	2.38
57	Vishakhapatnam	6	2	1	2	11	1.25
	Total	118	569	27	167	881	100



Table 16 Regional centre wise efforts for reaching out to the disadvantage communities

S. No.	Regional Center	Efforts for reaching out to the persons who do not have access to higher education(Disadvantaged communitieseg..PH, SC/ST, Women etc.) - Face to face mode	Efforts for reaching out to the persons who do not have access to higher education (Disadvantaged communities eg..PH, SC/ST, Women etc.) - ONLINE mode	Total	% of total
1	Agartala	0	0	0	0
2	Ahmedabad	1	0	1	2.78
3	Aizwal	0	0	0	0
4	Aligarh	0	0	0	0
5	Angul	0	0	0	0
6	Bangalore	0	0	0	0
7	Bhagalpur	0	0	0	0
8	Bhopal	0	0	0	0
9	Bhubaneswar	1	1	2	5.56
10	Bijapur	1	0	1	2.78
11	Chandigarh	1	1	2	5.56
12	Chennai	0	2	2	5.56
13	Cochin	1	2	3	8.33
14	Darbhangha	1	0	1	2.78
15	Dehradun	0	1	1	2.78
16	Delhi-1	0	0	0	0
17	Delhi-2	1	0	1	2.78
18	Delhi-3	1	1	2	5.56
19	Deoghar	0	0	0	0
20	Gangtok	0	0	0	0
21	Guwahati	0	0	0	0
22	Hyderabad	0	0	0	0
23	Imphal	0	0	0	0
24	Itanagar	0	0	0	0
25	Jabalpur	0	0	0	0
26	Jaipur	1	0	1	2.78
27	Jammu	0	0	0	0
28	Jodhpur	0	1	1	2.78
29	Jorhat	0	0	0	0
30	Karnal	3	0	3	8.33
31	Khanna	1	0	1	2.78
32	Kohima	0	0	0	0

33	Kolkata	0	0	0	0
34	Koraput	2	0	2	5.56
35	Lucknow	2	0	2	5.56
36	Madurai	0	2	2	5.56
37	Mumbai	0	0	0	0
38	Nagpur	0	0	0	0
39	NOIDA	0	0	0	0
40	Panaji	0	0	0	0
41	Patna	0	0	0	0
42	Port Blair	0	0	0	0
43	Pune	0	0	0	0
44	Raghunathganj	0	0	0	0
45	Raipur	0	1	1	2.78
46	Rajkot	0	0	0	0
47	Ranchi	0	0	0	0
48	Saharsa	0	0	0	0
49	Shillong	0	0	0	0
50	Shimla	1	0	1	2.78
51	Siliguri	0	0	0	0
52	Srinagar	3	0	3	8.33
53	Trivandrum	0	0	0	0
54	Varanasi	0	0	0	0
55	Vatakara	2	0	2	5.56
56	Vijayawada	0	0	0	0
57	Vishakhapatnam	1	0	1	2.78
	Total	24	12	36	100

Table 17 Regional centre wise sensitising, collaborative and extension activities for sensitizing learners and other stakeholders to social and sustainable development issues leading to inclusive society in MARCH 2024

S.NO.	Name of Regional Center	Extension activities for sensitizing learners and other stakeholders to social and sustainable development issues leading to inclusive society - Face to face mode	Extension activities for sensitizing learners and other stakeholders to social and sustainable development issues leading to inclusive society - ONLINE mode	Collaborative extension and outreach Programs (If any)	Total	% of total
1	Agartala	0	0	0	0	0
2	Ahmedabad	0	0	1	1	1
3	Aizwal	0	0	0	0	0
4	Aligarh	0	0	0	0	0
5	Angul	0	0	0	0	0
6	Bangalore	0	0	0	0	0
7	Bhagalpur	0	0	0	0	0
8	Bhopal	0	0	0	0	0
9	Bhubaneswar	0	0	1	1	1
10	Bijapur	1	0	1	2	2
11	Chandigarh	1	1	0	2	2
12	Chennai	0	2	2	4	4
13	Cochin	0	3	1	4	4
14	Darbhanga	1	0	0	1	1
15	Dehradun	0	1	1	2	2
16	Delhi-1	0	0	0	0	0
17	Delhi-2	0	0	0	0	0
18	Delhi-3	1	1	0	2	2
19	Deoghar	0	0	0	0	0
20	Gangtok	0	0	0	0	0
21	Guwahati	0	0	0	0	0
22	Hyderabad	1	0	0	1	1
23	Imphal	0	0	0	0	0
24	Itanagar	0	0	0	0	0
25	Jabalpur	2	0	1	3	3
26	Jaipur	1	1	0	2	2
27	Jammu	0	0	0	0	0
28	Jodhpur	0	3	1	4	4
29	Jorhat	1	0	0	1	1
30	Karnal	0	2	2	4	4
31	Khanna	2	0	1	3	3

32	Kohima	0	0	0	0	0
33	Kolkata	0	0	0	0	0
34	Koraput	2	0	1	3	3
35	Lucknow	1	30	10	41	41
36	Madurai	0	0	0	0	0
37	Mumbai	0	0	0	0	0
38	Nagpur	0	0	0	0	0
39	NOIDA	0	0	0	0	0
40	Panaji	0	0	0	0	0
41	Patna	0	0	0	0	0
42	Port Blair	1	0	1	2	2
43	Pune	0	0	0	0	0
44	Raghunathganj	0	0	0	0	0
45	Raipur	0	1	1	2	2
46	Rajkot	0	0	0	0	0
47	Ranchi	0	0	3	3	3
48	Saharsa	0	0	0	0	0
49	Shillong	0	1	1	2	2
50	Shimla	0	0	0	0	0
51	Siliguri	0	0	0	0	0
52	Srinagar	2	0	0	2	2
53	Trivandrum	1	0	1	2	2
54	Varanasi	0	0	0	0	0
55	Vatakara	3	2	0	5	5
56	Vijayawada	0	0	0	0	0
57	Vishakhapatnam	1	0	0	1	1
	Total	22	48	30	100	100

Table 18 Regional centre wise number of press releases/ published by Regional Centers in FEBRUARY2024

S.NO.	Name of Regional Center	Number of press releases/ published	% of total
1	Agartala	0	0
2	Ahmedabad	0	0
3	Aizwal	0	0
4	Aligarh	3	0.87
5	Angul	0	0
6	Bangalore	0	0
7	Bhagalpur	6	1.75
8	Bhopal	4	1.17
9	Bhubaneswar	6	1.75
10	Bijapur	2	0.58
11	Chandigarh	3	0.87
12	Chennai	2	0.58
13	Cochin	4	1.17
14	Darbhangha	5	1.46
15	Dehradun	5	1.46
16	Delhi-1	0	0
17	Delhi-2	0	0
18	Delhi-3	0	0
19	Deoghar	6	1.75
20	Gangtok	0	0
21	Guwahati	0	0
22	Hyderabad	4	1.17
23	Imphal	0	0
24	Itanagar	0	0
25	Jabalpur	0	0
26	Jaipur	10	2.92
27	Jammu	5	1.46
28	Jodhpur	2	0.58
29	Jorhat	2	0.58
30	Karnal	181	52.77
31	Khanna	11	3.21
32	Kohima	0	0
33	Kolkata	0	0
34	Koraput	0	0
35	Lucknow	15	4.37
36	Madurai	0	0
37	Mumbai	0	0
38	Nagpur	1	0.29

39	NOIDA	4	1.17
40	Panaji	0	0
41	Patna	5	1.46
42	Port Blair	4	1.17
43	Pune	0	0
44	Raghunathganj	0	0
45	Raipur	3	0.87
46	Rajkot	0	0
47	Ranchi	7	2.04
48	Saharsa	2	0.58
49	Shillong	0	0
50	Shimla	4	1.17
51	Siliguri	1	0.29
52	Srinagar	1	0.29
53	Trivandrum	2	0.58
54	Varanasi	8	2.33
55	Vatakara	4	1.17
56	Vijayawada	16	4.66
57	Vishakhapatnam	5	1.46
	Total	343	100

PART IV - Meetings, Trainings & Orientation Programme at Regional Centre



Table 19 Regional centre wise number of In-house meetings held in March 2024

S.NO.	Name of Regional Center	In-house meetings at RC	% of total
1	Agartala	2	1.2
2	Ahmedabad	1	0.6
3	Aizwal	0	0
4	Aligarh	0	0
5	Angul	0	0
6	Bangalore	0	0
7	Bhagalpur	4	2.4
8	Bhopal	5	2.99
9	Bhubaneswar	1	0.6
10	Bijapur	2	1.2
11	Chandigarh	4	2.4
12	Chennai	4	2.4
13	Cochin	7	4.19
14	Darbhanga	0	0
15	Dehradun	1	0.6
16	Delhi-1	0	0
17	Delhi-2	8	4.79
18	Delhi-3	4	2.4
19	Deoghar	1	0.6
20	Gangtok	2	1.2
21	Guwahati	2	1.2
22	Hyderabad	1	0.6
23	Imphal	1	0.6
24	Itanagar	3	1.8
25	Jabalpur	2	1.2
26	Jaipur	2	1.2
27	Jammu	6	3.59
28	Jodhpur	1	0.6
29	Jorhat	1	0.6
30	Karnal	21	12.57
31	Khanna	1	0.6
32	Kohima	1	0.6
33	Kolkata	1	0.6
34	Koraput	2	1.2
35	Lucknow	10	5.99
36	Madurai	1	0.6
37	Mumbai	1	0.6
38	Nagpur	2	1.2
39	NOIDA	15	8.98
40	Panaji	0	0
41	Patna	3	1.8

42	Port Blair	1	0.6
43	Pune	0	0
44	Raghunathganj	0	0
45	Raipur	3	1.8
46	Rajkot	6	3.59
47	Ranchi	5	2.99
48	Saharsa	2	1.2
49	Shillong	2	1.2
50	Shimla	1	0.6
51	Siliguri	1	0.6
52	Srinagar	1	0.6
53	Trivandrum	8	4.79
54	Varanasi	5	2.99
55	Vatakara	6	3.59
56	Vijayawada	1	0.6
57	Vishakhapatnam	2	1.2
	Total	167	100




Table 20 Regional centre wise number of meeting with Hqrs and RSD - Participated/Interacted in March 2024

S.NO.	Name of Regional Center	No. of Meeting with Hqrs and RSD - Participated/ Interacted	% of total
1	Agartala	4	2.44
2	Ahmedabad	2	1.22
3	Aizwal	3	1.83
4	Aligarh	3	1.83
5	Angul	0	0
6	Bangalore	0	0
7	Bhagalpur	12	7.32
8	Bhopal	0	0
9	Bhubaneswar	2	1.22
10	Bijapur	4	2.44
11	Chandigarh	5	3.05
12	Chennai	3	1.83
13	Cochin	4	2.44
14	Darbhanga	1	0.61
15	Dehradun	5	3.05
16	Delhi-1	2	1.22
17	Delhi-2	5	3.05
18	Delhi-3	3	1.83
19	Deoghar	1	0.61
20	Gangtok	0	0
21	Guwahati	3	1.83
22	Hyderabad	3	1.83
23	Imphal	3	1.83
24	Itanagar	2	1.22
25	Jabalpur	3	1.83
26	Jaipur	5	3.05
27	Jammu	1	0.61
28	Jodhpur	1	0.61
29	Jorhat	1	0.61
30	Karnal	3	1.83
31	Khanna	5	3.05
32	Kohima	2	1.22
33	Kolkata	2	1.22
34	Koraput	3	1.83
35	Lucknow	3	1.83
36	Madurai	4	2.44
37	Mumbai	4	2.44
38	Nagpur	1	0.61
39	NOIDA	6	3.66

40	Panaji	0	0
41	Patna	4	2.44
42	Port Blair	2	1.22
43	Pune	0	0
44	Raghunathganj	0	0
45	Raipur	4	2.44
46	Rajkot	2	1.22
47	Ranchi	1	0.61
48	Saharsa	2	1.22
49	Shillong	2	1.22
50	Shimla	6	3.66
51	Siliguri	3	1.83
52	Srinagar	4	2.44
53	Trivandrum	1	0.61
54	Varanasi	4	2.44
55	Vatakara	4	2.44
56	Vijayawada	8	4.88
57	Vishakhapatnam	3	1.83
	Total	164	100

Table 21 Regional centre wise number of capacity building and training programme organised in March 2024

S.NO.	Name of Regional Center	Number of Coordinators Meetings organized by RC	Number of orientation Programmer for academic counselors (ACs) organized by RC	Number of orientation Programme for study centers functionaries organized by RC	Training programme organized for handling of Learning Management System (LMS) for academic counselors, Students and RC functionaries.	Total	% of total
1	Agartala	0	0	0	0	0	0
2	Ahmedabad	0	0	0	1	1	2.44
3	Aizwal	1	0	0	0	1	2.44
4	Aligarh	0	0	0	0	0	0
5	Angul	0	0	0	0	0	0
6	Bangalore	0	0	0	0	0	0
7	Bhagalpur	4	0	0	0	4	9.76
8	Bhopal	0	0	0	0	0	0
9	Bhubaneswar	0	0	0	0	0	0
10	Bijapur	0	0	0	0	0	0
11	Chandigarh	0	1	1	2	4	9.76
12	Chennai	1	0	0	0	1	2.44
13	Cochin	0	0	0	0	0	0
14	Darbhangha	1	0	0	0	1	2.44
15	Dehradun	1	0	0	0	1	2.44
16	Delhi-1	1	0	0	0	1	2.44
17	Delhi-2	0	0	0	0	0	0
18	Delhi-3	3	0	0	0	3	7.32
19	Deoghar	1	1	0	0	2	4.88
20	Gangtok	0	0	0	0	0	0
21	Guwahati	0	0	0	0	0	0
22	Hyderabad	1	0	0	0	1	2.44
23	Imphal	1	0	0	0	1	2.44
24	Itanagar	0	0	0	0	0	0
25	Jabalpur	0	0	0	0	0	0
26	Jaipur	1	0	0	0	1	2.44
27	Jammu	1	0	0	0	1	2.44
28	Jodhpur	0	0	0	0	0	0

29	Jorhat	0	0	0	0	0	0
30	Karnal	1	0	0	0	1	2.44
31	Khanna	0	0	0	0	0	0
32	Kohima	0	0	0	0	0	0
33	Kolkata	1	0	0	0	1	2.44
34	Koraput	1	0	0	0	1	2.44
35	Lucknow	0	0	0	3	3	7.32
36	Madurai	0	1	0	0	1	2.44
37	Mumbai	0	0	0	0	0	0
38	Nagpur	0	1	0	0	1	2.44
39	NOIDA	0	0	0	0	0	0
40	Panaji	0	2	0	0	2	4.88
41	Patna	1	0	0	0	1	2.44
42	Port Blair	0	0	0	0	0	0
43	Pune	0	0	0	0	0	0
44	Raghunathganj	1	0	0	0	1	2.44
45	Raipur	0	0	0	0	0	0
46	Rajkot	1	0	0	0	1	2.44
47	Ranchi	0	0	0	1	1	2.44
48	Saharsa	0	0	0	0	0	0
49	Shillong	0	0	0	0	0	0
50	Shimla	0	0	0	0	0	0
51	Siliguri	0	0	0	1	1	2.44
52	Srinagar	0	0	0	2	2	4.88
53	Trivandrum	0	0	0	0	0	0
54	Varanasi	0	0	0	0	0	0
55	Vatakara	0	0	0	0	0	0
56	Vijayawada	0	0	0	0	0	0
57	Vishakhapatnam	1	0	0	0	1	2.44
	Total	24	6	1	10	41	100

The background of the page features a large, light blue watermark of the IGNOU logo. The logo consists of a stylized 'G' inside a circle, followed by the word 'ignou' in a lowercase sans-serif font, and 'THE PEOPLE'S UNIVERSITY' in a smaller, uppercase sans-serif font below it.

PART V – Strengthening of LSCs & ECs

Table 22 Regional centre wise expansion/strengthen of study centers in MARCH 2024

S.NO.	Name of Regional Center	Number of new study centers notified/opened	Number of new programmes activated at existing study centers	Number of new academic counselorsempanelled in the reporting month	Number of exam centers established for online examinations and ODL exams in the region (Please submit this information only if the activity was done in the month for which you are reporting.)	Number of Examcenters for Entrance test established in the region (Please submit this information only if the activity was done in the month for which you are reporting.)	Total	% of total
1	Agartala	0	0	5	0	0	5	0.62
2	Ahmedabad	1	0	0	0	0	1	0.12
3	Aizwal	0	0	0	0	0	0	0
4	Aligarh	0	0	0	0	0	0	0
5	Angul	0	5	25	0	0	30	3.71
6	Bangalore	0	0	0	0	0	0	0
7	Bhagalpur	0	0	5	0	0	5	0.62
8	Bhopal	0	26	2	1	0	29	3.58
9	Bhubaneswar	0	0	16	0	0	16	1.98
10	Bijapur	0	0	8	0	0	8	0.99
11	Chandigarh	0	0	10	11	0	21	2.6
12	Chennai	0	0	8	0	0	8	0.99
13	Cochin	0	0	20	0	0	20	2.47
14	Darbhangha	0	0	2	0	0	2	0.25
15	Dehradun	0	0	8	0	0	8	0.99
16	Delhi-1	0	0	72	6	0	78	9.64
17	Delhi-2	0	0	36	0	0	36	4.45
18	Delhi-3	0	0	10	6	0	16	1.98
19	Deoghar	0	0	0	0	0	0	0
20	Gangtok	0	0	2	0	0	2	0.25
21	Guwahati	0	0	0	0	0	0	0
22	Hyderabad	0	0	7	0	0	7	0.87
23	Imphal	0	0	0	11	0	11	1.36
24	Itanagar	0	0	0	0	0	0	0
25	Jabalpur	0	0	0	0	0	0	0
26	Jaipur	0	0	8	23	6	37	4.57
27	Jammu	0	0	12	0	0	12	1.48
28	Jodhpur	0	0	11	0	0	11	1.36
29	Jorhat	0	0	1	0	0	1	0.12
30	Karnal	0	0	15	0	0	15	1.85
31	Khanna	0	0	3	0	0	3	0.37
32	Kohima	0	0	3	0	0	3	0.37

33	Kolkata	0	0	0	30	0	30	3.71
34	Koraput	0	0	4	0	0	4	0.49
35	Lucknow	0	0	20	19	0	39	4.82
36	Madurai	0	0	10	0	0	10	1.24
37	Mumbai	1	0	12	0	0	13	1.61
38	Nagpur	0	0	0	10	4	14	1.73
39	NOIDA	0	0	19	0	0	19	2.35
40	Panaji	0	0	0	0	0	0	0
41	Patna	0	0	57	0	0	57	7.05
42	Port Blair	0	4	2	0	0	6	0.74
43	Pune	0	0	0	19	0	19	2.35
44	Raghunathganj	0	0	0	0	0	0	0
45	Raipur	0	0	5	14	0	19	2.35
46	Rajkot	0	0	1	0	0	1	0.12
47	Ranchi	0	0	7	21	3	31	3.83
48	Saharsa	0	0	5	0	0	5	0.62
49	Shillong	0	0	2	0	0	2	0.25
50	Shimla	0	0	5	29	0	34	4.2
51	Siliguri	0	0	0	0	0	0	0
52	Srinagar	0	0	16	35	0	51	6.3
53	Trivandrum	0	0	26	10	0	36	4.45
54	Varanasi	0	0	13	0	0	13	1.61
55	Vatakara	0	2	0	16	0	18	2.22
56	Vijayawada	0	0	3	0	0	3	0.37
57	Vishakhapatnam	0	0	0	0	0	0	0
	Total	2	37	496	261	13	809	100



PART VI – Activities at RCs & LSCs

Table 23 Regional centre wise number of inductions meetings (IM) organized for the students of ONLINE and ODL Programme (Face to face & online both) in MARCH 2024.

S.NO.	Name of Regional Center	Number of inductions meetings organized for ODL Prog - Face to face mode	Number of inductions meetings organized for students of ODL Prog - ONLINE mode "	Number of inductions meetings organized for the students of ONLINE Programme.	Total	% of total
1	Agartala	0	0	0	0	0
2	Ahmedabad	0	1	0	1	1.22
3	Aizwal	0	0	0	0	0
4	Aligarh	0	0	0	0	0
5	Angul	0	0	0	0	0
6	Bangalore	0	0	0	0	0
7	Bhagalpur	0	0	0	0	0
8	Bhopal	2	4	0	6	7.32
9	Bhubaneswar	0	1	0	1	1.22
10	Bijapur	0	0	0	0	0
11	Chandigarh	1	1	1	3	3.66
12	Chennai	0	1	0	1	1.22
13	Cochin	0	0	0	0	0
14	Darbhanga	0	0	0	0	0
15	Dehradun	0	1	1	2	2.44
16	Delhi-1	0	0	0	0	0
17	Delhi-2	0	1	1	2	2.44
18	Delhi-3	0	0	0	0	0
19	Deoghar	0	0	0	0	0
20	Gangtok	0	1	0	1	1.22
21	Guwahati	4	2	2	8	9.76
22	Hyderabad	0	0	0	0	0
23	Imphal	0	0	0	0	0
24	Itanagar	0	0	0	0	0
25	Jabalpur	0	0	0	0	0
26	Jaipur	0	0	0	0	0
27	Jammu	0	0	0	0	0
28	Jodhpur	0	1	0	1	1.22
29	Jorhat	0	0	1	1	1.22
30	Karnal	1	1	1	3	3.66
31	Khanna	0	0	0	0	0
32	Kohima	0	1	1	2	2.44
33	Kolkata	0	0	0	0	0

34	Koraput	0	0	0	0	0
35	Lucknow	0	0	1	1	1.22
36	Madurai	0	2	2	4	4.88
37	Mumbai	0	1	1	2	2.44
38	Nagpur	0	0	0	0	0
39	NOIDA	0	1	1	2	2.44
40	Panaji	0	1	0	1	1.22
41	Patna	0	0	0	0	0
42	Port Blair	0	0	0	0	0
43	Pune	0	0	0	0	0
44	Raghunathganj	0	1	0	1	1.22
45	Raipur	0	0	0	0	0
46	Rajkot	0	0	0	0	0
47	Ranchi	0	1	1	2	2.44
48	Saharsa	0	0	0	0	0
49	Shillong	0	0	0	0	0
50	Shimla	0	1	0	1	1.22
51	Siliguri	0	0	0	0	0
52	Srinagar	20	2	1	23	28.05
53	Trivandrum	0	1	1	2	2.44
54	Varanasi	3	3	0	6	7.32
55	Vatakara	0	0	0	0	0
56	Vijayawada	0	0	0	0	0
57	Vishakhapatnam	2	2	1	5	6.1
	Total	33	32	17	82	100

Table 24 Regional centre wise number of academic counseling sessions for theory courses organized by study centers for ODL Prog (Online & F2f mode), Practical courses for ODL Prog and academic counselling for Online programme in MARCH 2024

S.NO.	Name of Regional Center	Number of academic counseling sessions for theory courses organized by study centers for ODL Prog -Face to face mode	Number of academic counseling sessions for theory courses organized by study centers for ODL Prog - ONLINE mode	Number of academic counseling sessions for practical courses organized by study centers for ODL Prog	Number of academic counseling sessions organized for ONLINE Programme	Total	% of total
1	Agartala	82	0	31	0	113	1.38
2	Ahmedabad	1	1	0	0	2	0.02
3	Aizwal	0	0	0	0	0	0
4	Aligarh	0	0	31	0	31	0.38
5	Angul	0	0	0	0	0	0
6	Bangalore	0	0	0	0	0	0
7	Bhagalpur	0	0	0	0	0	0
8	Bhopal	3	0	60	0	63	0.77
9	Bhubaneswar	68	154	84	30	336	4.1
10	Bijapur	0	0	0	0	0	0
11	Chandigarh	7	3	2	0	12	0.15
12	Chennai	4	72	0	0	76	0.93
13	Cochin	0	0	0	0	0	0
14	Darbhanga	0	0	0	0	0	0
15	Dehradun	28	4	0	26	58	0.71
16	Delhi-1	0	0	0	0	0	0
17	Delhi-2	296	1428	545	0	2269	27.67
18	Delhi-3	492	521	467	0	1480	18.05
19	Deoghar	176	141	2	0	319	3.89
20	Gangtok	0	4	16	0	20	0.24
21	Guwahati	0	0	0	0	0	0
22	Hyderabad	234	72	62	0	368	4.49
23	Imphal	74	19	3	0	96	1.17
24	Itanagar	0	0	0	0	0	0
25	Jabalpur	20	7	10	0	37	0.45
26	Jaipur	14	0	20	0	34	0.41
27	Jammu	178	42	0	0	220	2.68
28	Jodhpur	0	0	0	0	0	0

29	Jorhat	75	0	8	0	83	1.01
30	Karnal	10	0	44	45	99	1.21
31	Khanna	84	47	33	0	164	2
32	Kohima	9	8	6	0	23	0.28
33	Kolkata	0	0	0	0	0	0
34	Koraput	11	51	0	0	62	0.76
35	Lucknow	50	48	20	174	292	3.56
36	Madurai	0	4	12	0	16	0.2
37	Mumbai	0	0	25	0	25	0.3
38	Nagpur	0	0	0	2	2	0.02
39	NOIDA	0	38	64	10	112	1.37
40	Panaji	0	1	2	0	3	0.04
41	Patna	17	0	141	0	158	1.93
42	Port Blair	0	0	0	0	0	0
43	Pune	0	0	0	0	0	0
44	Raghunathganj	0	0	0	0	0	0
45	Raipur	16	0	11	0	27	0.33
46	Rajkot	0	0	0	0	0	0
47	Ranchi	158	48	267	27	500	6.1
48	Saharsa	0	0	0	0	0	0
49	Shillong	0	17	0	0	17	0.21
50	Shimla	0	0	123	0	123	1.5
51	Siliguri	14	86	21	0	121	1.48
52	Srinagar	31	31	431	3	496	6.05
53	Trivandrum	0	27	28	38	93	1.13
54	Varanasi	0	77	12	0	89	1.09
55	Vatakara	45	6	63	0	114	1.39
56	Vijayawada	18	6	0	0	24	0.29
57	Vishakhapatnam	4	6	4	8	22	0.27
	TOTAL	2219	2969	2648	363	8199	100

Table 25 Regional centre wise number of Programme for which Project viva – voce held at Regional Center (Face to face mode & Online mode) for ODL programme in MARCH 2024

S.NO.	Name of Regional Center	Number of ODL Programme for which Project viva – voce held at RC - Face to face mode & ONLINE mode	Number of ONLINE Programme for which Project viva – voce held	Total	% of total
1	Agartala	0	0	0	0
2	Ahmedabad	0	0	0	0
3	Aizwal	0	0	0	0
4	Aligarh	0	0	0	0
5	Angul	0	0	0	0
6	Bangalore	0	0	0	0
7	Bhagalpur	0	0	0	0
8	Bhopal	3	0	3	3.45
9	Bhubaneswar	0	0	0	0
10	Bijapur	0	1	1	1.15
11	Chandigarh	7	0	7	8.05
12	Chennai	1	0	1	1.15
13	Cochin	1	0	1	1.15
14	Darbhangha	0	0	0	0
15	Dehradun	0	0	0	0
16	Delhi-1	1	0	1	1.15
17	Delhi-2	6	0	6	6.9
18	Delhi-3	1	0	1	1.15
19	Deoghar	1	0	1	1.15
20	Gangtok	1	0	1	1.15
21	Guwahati	8	0	8	9.2
22	Hyderabad	1	0	1	1.15
23	Imphal	1	0	1	1.15
24	Itanagar	1	0	1	1.15
25	Jabalpur	0	0	0	0
26	Jaipur	1	0	1	1.15
27	Jammu	2	0	2	2.3
28	Jodhpur	1	0	1	1.15
29	Jorhat	1	0	1	1.15
30	Karnal	1	0	1	1.15
31	Khanna	0	0	0	0
32	Kohima	0	0	0	0
33	Kolkata	0	0	0	0
34	Koraput	0	0	0	0
35	Lucknow	0	0	0	0

36	Madurai	0	0	0	0
37	Mumbai	1	1	2	2.3
38	Nagpur	1	1	2	2.3
39	NOIDA	0	0	0	0
40	Panaji	0	0	0	0
41	Patna	5	0	5	5.75
42	Port Blair	2	0	2	2.3
43	Pune	0	0	0	0
44	Raghunathganj	0	0	0	0
45	Raipur	1	0	1	1.15
46	Rajkot	0	0	0	0
47	Ranchi	0	0	0	0
48	Saharsa	0	0	0	0
49	Shillong	22	0	22	25.29
50	Shimla	2	0	2	2.3
51	Siliguri	4	0	4	4.6
52	Srinagar	0	0	0	0
53	Trivandrum	5	0	5	5.75
54	Varanasi	0	0	0	0
55	Vatakara	2	0	2	2.3
56	Vijayawada	0	0	0	0
57	Vishakhapatnam	0	0	0	0
	Total	84	3	87	100

Table 26 Regional centre wise number of assignments received and awards transmitted by RCs/LSCs in offline mode and online mode for ODL and ONLINE programme in MARCH 2024.

S.NO.	Name of Regional Center	Number of Assignments received by RCs/LSCs in OFFLINE mode (Please give total figure of the region)	Number of Assignments received by RCs/LSCs in ONLINE mode (Please give total figure of the region)	No. of Assignments awards transmitted to Hqrs during reporting month	Number of Assignments submitted by students of ONLINE Programme	Number of Assignments awards transmitted to Hqrs during reporting month (Online Programme)	Total	% of total
1	Agartala	10154	0	10080	0	0	20234	0.84
2	Ahmedabad	18140	0	11386	0	0	29526	1.23
3	Aizwal	248	0	248	0	0	496	0.02
4	Aligarh	0	0	897	0	0	897	0.04
5	Angul	99	0	99	0	0	198	0.01
6	Bangalore	0	0	0	0	0	0	0
7	Bhagalpur	6840	0	7112	0	0	13952	0.58
8	Bhopal	14000	13985	13985	6	0	41976	1.74
9	Bhubaneswar	25000	0	13008	208	0	38216	1.59
10	Bijapur	4471	0	132	11	0	4614	0.19
11	Chandigarh	48700	0	45093	0	0	93793	3.89
12	Chennai	2608	123	2889	42	157	5819	0.24
13	Cochin	49779	0	42461	0	0	92240	3.83
14	Darbhanga	8300	0	11967	0	0	20267	0.84
15	Dehradun	26300	0	3630	136	0	30066	1.25
16	Delhi-1	0	43942	0	0	0	43942	1.82
17	Delhi-2	34433	15868	59544	135	714	110694	4.6
18	Delhi-3	20038	122252	123199	0	224	265713	11.03
19	Deoghar	0	0	1411	4	0	1415	0.06
20	Gangtok	10233	0	10233	20	13	20499	0.85
21	Guwahati	507	0	11047	0	0	11554	0.48
22	Hyderabad	714	0	714	25	12	1465	0.06
23	Imphal	8857	0	9602	0	0	18459	0.77
24	Itanagar	12292	0	12292	0	0	24584	1.02
25	Jabalpur	564	0	564	0	0	1128	0.05
26	Jaipur	12123	0	2343	743	0	15209	0.63
27	Jammu	94320	0	19345	0	0	113665	4.72
28	Jodhpur	735	0	2816	0	0	3551	0.15
29	Jorhat	2139	0	2139	6	6	4290	0.18
30	Karnal	119300	0	7610	0	0	126910	5.27
31	Khanna	19700	0	19700	0	0	39400	1.64

32	Kohima	4988	0	4988	0	4988	14964	0.62
33	Kolkata	10619	0	10000	946	946	22511	0.93
34	Koraput	0	0	4346	0	0	4346	0.18
35	Lucknow	5435	0	7130	0	0	12565	0.52
36	Madurai	615	0	1103	0	24	1742	0.07
37	Mumbai	14500	0	13700	39	0	28239	1.17
38	Nagpur	8030	0	6294	0	0	14324	0.59
39	NOIDA	13229	0	12269	1534	821	27853	1.16
40	Panaji	8198	0	1423	0	0	9621	0.4
41	Patna	144246	25246	169432	174	174	339272	14.09
42	Port Blair	1196	0	1196	0	0	2392	0.1
43	Pune	13437	570	13275	570	570	28422	1.18
44	Raghunathganj	946	0	0	23	0	969	0.04
45	Raipur	7350	0	7250	0	0	14600	0.61
46	Rajkot	5669	0	5087	23	0	10779	0.45
47	Ranchi	39667	0	6469	0	0	46136	1.92
48	Saharsa	62477	0	62477	0	0	124954	5.19
49	Shillong	4934	0	4934	0	0	9868	0.41
50	Shimla	85394	25845	16001	58	38	127336	5.29
51	Siliguri	248	1	247	1	0	497	0.02
52	Srinagar	20000	0	19507	0	0	39507	1.64
53	Trivandrum	49953	0	48921	214	96	99184	4.12
54	Varanasi	27142	0	26404	330	0	53876	2.24
55	Vatakara	82126	24	82126	157	0	164433	6.83
56	Vijayawada	6334	0	6334	205	0	12873	0.53
57	Vishakhapatnam	2387	0	0	111	8	2506	0.1
	Total	1169714	247856	976459	5721	8791	2408541	100

The logo of Indira Gandhi National Open University (IGNOU) is centered in the background. It features a large, stylized blue 'G' on the left, followed by a vertical line, and then the word 'ignou' in a light blue, lowercase, sans-serif font. Below this, the words 'THE PEOPLE'S UNIVERSITY' are written in a smaller, grey, uppercase, sans-serif font.

PART VII – Monitoring of Study Centres Activities

Table 27 Regional centre wise number of Induction Meeting (IM) attended by officials of RC in ONLINE and face to face mode in MARCH 2024

S.NO.	Name of Regional Center	Number of Induction Meeting(s) attended by officials of RC (ONLINE mode)	Number of Induction Meeting(s) attended by officials of RC (Face to face mode)	Total	% of total
1	Agartala	0	0	0	0
2	Ahmedabad	1	0	1	0.99
3	Aizwal	0	0	0	0
4	Aligarh	0	0	0	0
5	Angul	0	0	0	0
6	Bangalore	0	0	0	0
7	Bhagalpur	0	0	0	0
8	Bhopal	0	2	2	1.98
9	Bhubaneswar	1	0	1	0.99
10	Bijapur	0	0	0	0
11	Chandigarh	1	0	1	0.99
12	Chennai	0	23	23	22.77
13	Cochin	0	0	0	0
14	Darbhanga	0	0	0	0
15	Dehradun	1	0	1	0.99
16	Delhi-1	0	0	0	0
17	Delhi-2	7	0	7	6.93
18	Delhi-3	2	0	2	1.98
19	Deoghar	0	0	0	0
20	Gangtok	1	0	1	0.99
21	Guwahati	4	2	6	5.94
22	Hyderabad	0	0	0	0
23	Imphal	0	0	0	0
24	Itanagar	0	0	0	0
25	Jabalpur	0	0	0	0
26	Jaipur	0	0	0	0
27	Jammu	0	0	0	0
28	Jodhpur	0	1	1	0.99
29	Jorhat	1	0	1	0.99
30	Karnal	1	1	2	1.98
31	Khanna	0	0	0	0
32	Kohima	1	0	1	0.99
33	Kolkata	0	0	0	0
34	Koraput	0	0	0	0
35	Lucknow	0	0	0	0
36	Madurai	2	0	2	1.98
37	Mumbai	1	0	1	0.99
38	Nagpur	0	2	2	1.98

39	NOIDA	1	0	1	0.99
40	Panaji	0	0	0	0
41	Patna	0	0	0	0
42	Port Blair	0	0	0	0
43	Pune	0	0	0	0
44	Raghunathganj	1	0	1	0.99
45	Raipur	0	0	0	0
46	Rajkot	0	0	0	0
47	Ranchi	1	0	1	0.99
48	Saharsa	0	0	0	0
49	Shillong	0	0	0	0
50	Shimla	1	0	1	0.99
51	Siliguri	0	0	0	0
52	Srinagar	2	0	2	1.98
53	Trivandrum	1	0	1	0.99
54	Varanasi	3	0	3	2.97
55	Vatakara	0	0	0	0
56	Vijayawada	0	0	0	0
57	Vishakhapatnam	4	32	36	35.64
	Total	38	63	101	100

Table 28 Regional centre wise number of academic counseling sessions visited/monitored by officials of RC in MARCH 2024

S.NO.	Name of Regional Center	Number of academic counseling sessions visited/monitored by officials of RC.	% of total
1	Agartala	0	0
2	Ahmedabad	1	0.26
3	Aizwal	0	0
4	Aligarh	0	0
5	Angul	0	0
6	Bangalore	0	0
7	Bhagalpur	0	0
8	Bhopal	15	3.89
9	Bhubaneswar	82	21.24
10	Bijapur	0	0
11	Chandigarh	7	1.81
12	Chennai	0	0
13	Cochin	4	1.04
14	Darbhanga	0	0
15	Dehradun	28	7.25
16	Delhi-1	0	0
17	Delhi-2	24	6.22
18	Delhi-3	3	0.78
19	Deoghar	0	0
20	Gangtok	0	0
21	Guwahati	0	0
22	Hyderabad	4	1.04
23	Imphal	0	0
24	Itanagar	0	0
25	Jabalpur	6	1.55
26	Jaipur	34	8.81
27	Jammu	42	10.88
28	Jodhpur	0	0
29	Jorhat	0	0
30	Karnal	0	0
31	Khanna	8	2.07
32	Kohima	0	0
33	Kolkata	0	0
34	Koraput	5	1.3
35	Lucknow	18	4.66
36	Madurai	1	0.26

37	Mumbai	0	0
38	Nagpur	0	0
39	NOIDA	3	0.78
40	Panaji	0	0
41	Patna	2	0.52
42	Port Blair	2	0.52
43	Pune	0	0
44	Raghunathganj	0	0
45	Raipur	0	0
46	Rajkot	0	0
47	Ranchi	47	12.18
48	Saharsa	0	0
49	Shillong	0	0
50	Shimla	3	0.78
51	Siliguri	0	0
52	Srinagar	31	8.03
53	Trivandrum	10	2.59
54	Varanasi	0	0
55	Vatakara	6	1.55
56	Vijayawada	0	0
57	Vishakhapatnam	0	0
	Total	386	100

Table 29 Regional centre wise number of TEE centers visited/monitored by RC (Please submit this information only if the activity was done in the month for which you are reporting.) in MARCH 2024

S.NO.	Name of Regional Center	Number of TEEcenters visited/monitored by RC	Number of TEEP centers visited/monitored by RC	Number of entrance exam centers visited/monitored by RC	Total	% of total
1	Agartala	0	0	0	0	0
2	Ahmedabad	0	0	0	0	0
3	Aizwal	0	0	0	0	0
4	Aligarh	0	0	0	0	0
5	Angul	0	0	0	0	0
6	Bangalore	0	0	0	0	0
7	Bhagalpur	0	0	0	0	0
8	Bhopal	0	0	0	0	0
9	Bhubaneswar	0	0	0	0	0
10	Bijapur	0	0	0	0	0
11	Chandigarh	0	0	0	0	0
12	Chennai	0	0	0	0	0
13	Cochin	0	0	0	0	0
14	Darbhanga	0	0	0	0	0
15	Dehradun	0	0	0	0	0
16	Delhi-1	6	0	0	6	54.55
17	Delhi-2	2	0	0	2	18.18
18	Delhi-3	0	0	0	0	0
19	Deoghar	0	0	0	0	0
20	Gangtok	0	0	0	0	0
21	Guwahati	0	0	0	0	0
22	Hyderabad	0	0	0	0	0
23	Imphal	0	1	0	1	9.09
24	Itanagar	0	0	0	0	0
25	Jabalpur	0	0	0	0	0
26	Jaipur	0	0	0	0	0
27	Jammu	0	0	0	0	0
28	Jodhpur	0	0	0	0	0
29	Jorhat	0	0	0	0	0
30	Karnal	0	0	0	0	0
31	Khanna	0	0	0	0	0
32	Kohima	0	0	0	0	0
33	Kolkata	0	0	0	0	0
34	Koraput	0	0	0	0	0
35	Lucknow	0	0	0	0	0

36	Madurai	0	0	0	0	0
37	Mumbai	0	0	0	0	0
38	Nagpur	0	0	0	0	0
39	NOIDA	0	0	0	0	0
40	Panaji	0	0	0	0	0
41	Patna	0	0	0	0	0
42	Port Blair	0	0	0	0	0
43	Pune	0	0	0	0	0
44	Raghunathganj	0	0	0	0	0
45	Raipur	0	0	0	0	0
46	Rajkot	0	0	0	0	0
47	Ranchi	0	1	0	1	9.09
48	Saharsa	0	0	0	0	0
49	Shillong	0	1	0	1	9.09
50	Shimla	0	0	0	0	0
51	Siliguri	0	0	0	0	0
52	Srinagar	0	0	0	0	0
53	Trivandrum	0	0	0	0	0
54	Varanasi	0	0	0	0	0
55	Vatakara	0	0	0	0	0
56	Vijayawada	0	0	0	0	0
57	Vishakhapatnam	0	0	0	0	0
	Total	8	3	0	11	100



PART VIII – Student Support Services

Table 30 Regional Centers wise students queries handled through various modes in Ferbruary 2024.

S.N O.	Name of Regional Center	By Post	Email	Phone	i-GRAM	Face-to-Face Queries	Face Book	Twitter	RTI	Court Cases	Any other	Total Queries handled
1	Agartala	104	370	433	186	497	0	0	1	0	0	1591
2	Ahmedabad	975	2190	135	846	269	9	3	1	0	0	4428
3	Aizwal	25	28	380	35	270	0	0	2	0	0	740
4	Aligarh	5	179	103	224	86	66	38	0	0	0	701
5	Angul	30	251	452	225	220	30	10	2	0	0	1220
6	Bangalore	0	0	0	0	0	0	0	0	0	0	0
7	Bhagalpur	46	232	246	226	432	0	0	1	0	0	1183
8	Bhopal	10	5000	1500	0	500	10	12	2	1	0	7035
9	Bhubaneswar	1126	4568	405	1352	1465	10	2	4	0	0	8932
10	Bijapur	65	195	780	113	71	12	5	2	0	0	1243
11	Chandigarh	27	725	45	527	1431	5	0	1	0	0	2761
12	Chennai	82	4044	232	463	76	1	1	1	2	0	4902
13	Cochin	246	2232	20	915	676	0	0	0	0	0	4089
14	Darbhanga	344	1333	618	401	842	0	0	3	0	0	3541
15	Dehradun	24	780	562	682	956	0	0	1	0	0	3005
16	Delhi-1	679	6120	207	3943	4861	0	0	4	0	0	15814
17	Delhi-2	685	19465	1313	4382	9913	0	0	26	1	0	35785
18	Delhi-3	501	10460	1267	3121	6277	0	0	7	0	0	21633
19	Deoghar	85	202	1300	296	609	0	0	3	0	0	2495
20	Gangtok	20	85	322	63	614	0	0	1	0	0	1105
21	Guwahati	276	1966	605	556	620	0	0	0	1	0	4024
22	Hyderabad	429	2982	2685	679	753	0	0	2	0	0	7530
23	Imphal	68	110	752	105	177	0	0	0	0	0	1212
24	Itanagar	0	2600	110	65	459	3	3	1	1	0	3242
25	Jabalpur	7	92	85	191	71	0	0	0	0	0	446
26	Jaipur	320	723	489	569	11	8	7	1	0	0	2128
27	Jammu	1237	1150	2000	1294	2105	30	30	1	0	0	7847
28	Jodhpur	81	2779	924	284	215	19	0	3	0	0	4305
29	Jorhat	30	433	803	200	353	57	18	0	0	0	1894
30	Karnal	398	2350	1425	1819	1263	0	0	4	2	0	7261
31	Khanna	167	1351	2569	570	353	0	0	3	5	0	5018
32	Kohima	0	38	78	225	55	89	0	0	0	0	485
33	Kolkata	186	2877	1099	993	741	0	0	1	0	0	5897
34	Koraput	156	419	1003	250	256	0	0	3	0	0	2087
35	Lucknow	327	3150	686	943	1573	10	0	2	0	0	6691
36	Madurai	23	430	295	159	50	54	104	2	0	0	1117
37	Mumbai	54	2400	945	471	561	45	50	5	0	0	4531
38	Nagpur	436	15229	921	274	873	26	11	1	0	0	17771
39	NOIDA	230	2170	196	1101	2852	6	5	8	0	0	6568
40	Panaji	214	327	465	156	647	0	0	1	0	0	1810
41	Patna	126	627	1100	1893	560	0	0	9	0	0	4315
42	Port Blair	130	164	255	156	210	0	0	1	0	0	916
43	Pune	302	517	97	599	0	0	0	5	1	0	1521
44	Raghunathganj	85	256	127	8	77	0	0	1	0	0	554
45	Raipur	45	307	314	106	285	15	0	0	1	0	1073
46	Rajkot	209	249	0	182	211	0	0	0	0	0	851
47	Ranchi	134	2356	1836	573	1666	3	2	1	0	16	6587
48	Saharsa	207	516	490	291	418	0	0	0	0	0	1922

49	Shillong	20	350	356	272	450	9	0	0	0	0	1457
50	Shimla	7	4526	1549	751	639	0	0	1	0	0	7473
51	Siliguri	487	788	631	236	846	1	1	0	0	0	2990
52	Srinagar	20	2051	740	585	2336	0	0	1	0	0	5733
53	Trivandrum	613	2689	2975	408	2014	22	3	1	0	0	8725
54	Varanasi	35	698	1302	486	1319	70	12	3	0	0	3925
55	Vatakara	232	302	863	766	581	0	0	0	0	0	2744
56	Vijayawada	7	270	586	189	151	0	0	1	0	0	1204
57	Vishakhapatnam	8	358	248	562	341	1	1	1	0	0	1520
	Total	12385	119059	41924	36967	56157	611	318	125	15	16	267577



Table 31 Regional Centre wise total number of students' queries handled in DECEMBER2023.

S.NO.	Name of Regional Center	Total queries	% of total
1	Agartala	1591	0.59
2	Ahmedabad	4428	1.65
3	Aizwal	740	0.28
4	Aligarh	701	0.26
5	Angul	1220	0.46
6	Bangalore	0	0
7	Bhagalpur	1183	0.44
8	Bhopal	7035	2.63
9	Bhubaneswar	8932	3.34
10	Bijapur	1243	0.46
11	Chandigarh	2761	1.03
12	Chennai	4902	1.83
13	Cochin	4089	1.53
14	Darbhanga	3541	1.32
15	Dehradun	3005	1.12
16	Delhi-1	15814	5.91
17	Delhi-2	35785	13.37
18	Delhi-3	21633	8.08
19	Deoghar	2495	0.93
20	Gangtok	1105	0.41
21	Guwahati	4024	1.5
22	Hyderabad	7530	2.81
23	Imphal	1212	0.45
24	Itanagar	3242	1.21
25	Jabalpur	446	0.17
26	Jaipur	2128	0.8
27	Jammu	7847	2.93
28	Jodhpur	4305	1.61
29	Jorhat	1894	0.71
30	Karnal	7261	2.71
31	Khanna	5018	1.88
32	Kohima	485	0.18
33	Kolkata	5897	2.2
34	Koraput	2087	0.78
35	Lucknow	6691	2.5
36	Madurai	1117	0.42
37	Mumbai	4531	1.69
38	Nagpur	17771	6.64
39	NOIDA	6568	2.45
40	Panaji	1810	0.68

41	Patna	4315	1.61
42	Port Blair	916	0.34
43	Pune	1521	0.57
44	Raghunathganj	554	0.21
45	Raipur	1073	0.4
46	Rajkot	851	0.32
47	Ranchi	6587	2.46
48	Saharsa	1922	0.72
49	Shillong	1457	0.54
50	Shimla	7473	2.79
51	Siliguri	2990	1.12
52	Srinagar	5733	2.14
53	Trivandrum	8725	3.26
54	Varanasi	3925	1.47
55	Vatakara	2744	1.03
56	Vijayawada	1204	0.45
57	Vishakhapatnam	1520	0.57
	Total	267577	100

Table 32 Regional Centers wise number of SMSs utilized for students support in MARCH 2024.

S.NO.	Name of Regional Center	Total SMS used	% of total
1	Agartala	486	0.09
2	Ahmedabad	0	0
3	Aizwal	0	0
4	Aligarh	0	0
5	Angul	0	0
6	Bangalore	0	0
7	Bhagalpur	8837	1.72
8	Bhopal	0	0
9	Bhubaneswar	59350	11.54
10	Bijapur	12179	2.37
11	Chandigarh	0	0
12	Chennai	7751	1.51
13	Cochin	0	0
14	Darbhanga	12377	2.41
15	Dehradun	2282	0.44
16	Delhi-1	0	0
17	Delhi-2	172	0.03
18	Delhi-3	23858	4.64
19	Deoghar	3412	0.66
20	Gangtok	0	0
21	Guwahati	0	0
22	Hyderabad	20902	4.06
23	Imphal	17797	3.46
24	Itanagar	0	0
25	Jabalpur	785	0.15
26	Jaipur	26461	5.14
27	Jammu	8751	1.7
28	Jodhpur	286	0.06
29	Jorhat	1705	0.33
30	Karnal	40930	7.96
31	Khanna	0	0
32	Kohima	3587	0.7
33	Kolkata	0	0
34	Koraput	17718	3.44
35	Lucknow	11485	2.23
36	Madurai	3670	0.71
37	Mumbai	0	0
38	Nagpur	47	0.01
39	NOIDA	5000	0.97
40	Panaji	0	0

41	Patna	51317	9.98
42	Port Blair	0	0
43	Pune	0	0
44	Raghunathganj	0	0
45	Raipur	0	0
46	Rajkot	778	0.15
47	Ranchi	16586	3.22
48	Saharsa	0	0
49	Shillong	1101	0.21
50	Shimla	9859	1.92
51	Siliguri	0	0
52	Srinagar	10731	2.09
53	Trivandrum	34788	6.76
54	Varanasi	24096	4.68
55	Vatakara	0	0
56	Vijayawada	6775	1.32
57	Vishakhapatnam	68469	13.31
	Total	514328	100

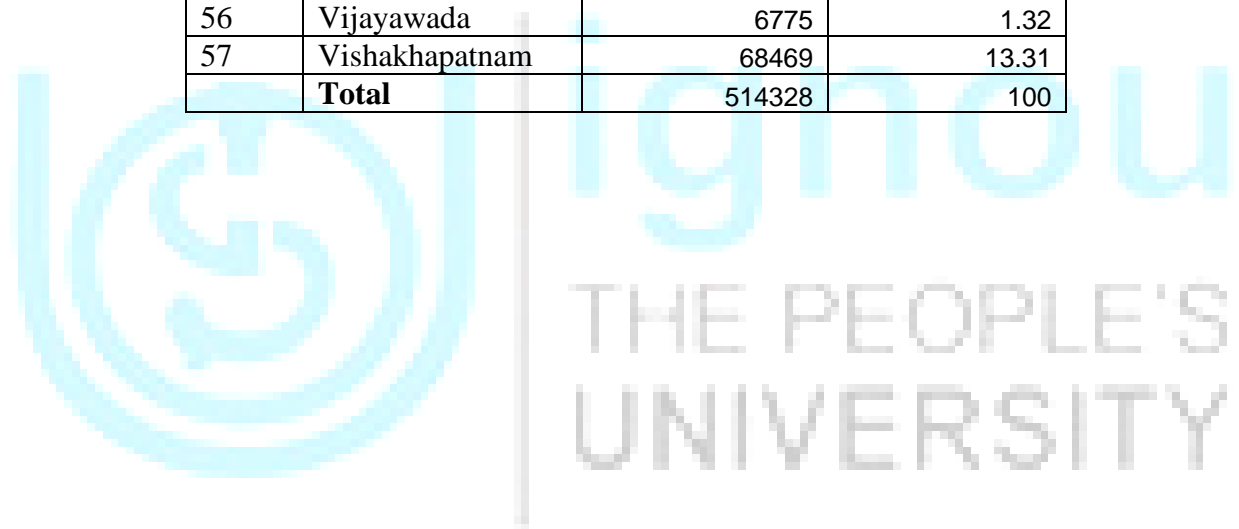


Table 33 Regional centers wise number of grievance redressal camp(s) organized by RCs/LSCs in online and face to face mode in March 2024

S. NO.	Name of Regional Center	Number of Grievance Redressal Camp(s) organized by RCs/LSCs - (ONLINE mode)	Number of Grievance Redressal Camp(s) organized by RCs/LSCs - (face to face mode)	Total	% of total
1	Agartala	0	0	0	0
2	Ahmedabad	0	0	0	0
3	Aizwal	0	0	0	0
4	Aligarh	0	0	0	0
5	Angul	0	0	0	0
6	Bangalore	0	0	0	0
7	Bhagalpur	0	0	0	0
8	Bhopal	0	0	0	0
9	Bhubaneswar	0	0	0	0
10	Bijapur	0	0	0	0
11	Chandigarh	0	2	2	1.96
12	Chennai	1	0	1	0.98
13	Cochin	0	0	0	0
14	Darbhanga	0	0	0	0
15	Dehradun	6	1	7	6.86
16	Delhi-1	0	0	0	0
17	Delhi-2	1	0	1	0.98
18	Delhi-3	0	0	0	0
19	Deoghar	0	0	0	0
20	Gangtok	0	0	0	0
21	Guwahati	2	0	2	1.96
22	Hyderabad	0	0	0	0
23	Imphal	0	0	0	0
24	Itanagar	0	0	0	0
25	Jabalpur	0	0	0	0
26	Jaipur	0	0	0	0
27	Jammu	4	5	9	8.82
28	Jodhpur	5	0	5	4.9
29	Jorhat	0	0	0	0
30	Karnal	12	32	44	43.14
31	Khanna	0	1	1	0.98
32	Kohima	0	0	0	0
33	Kolkata	0	1	1	0.98
34	Koraput	1	0	1	0.98
35	Lucknow	2	2	4	3.92
36	Madurai	0	0	0	0

37	Mumbai	2	0	2	1.96
38	Nagpur	0	0	0	0
39	NOIDA	0	0	0	0
40	Panaji	0	0	0	0
41	Patna	1	0	1	0.98
42	Port Blair	1	0	1	0.98
43	Pune	0	0	0	0
44	Raghunathganj	0	0	0	0
45	Raipur	4	4	8	7.84
46	Rajkot	0	0	0	0
47	Ranchi	4	0	4	3.92
48	Saharsa	0	0	0	0
49	Shillong	0	0	0	0
50	Shimla	0	0	0	0
51	Siliguri	0	0	0	0
52	Srinagar	1	0	1	0.98
53	Trivandrum	0	0	0	0
54	Varanasi	3	2	5	4.9
55	Vatakara	0	2	2	1.96
56	Vijayawada	0	0	0	0
57	Vishakhapatnam	0	0	0	0
	Total	50	52	102	100

Part IX - Academic Activities by Regional Centre



Table 34 Regional centers wise number of research and professional development by regional center academics in JANUARY 2024.

S.NO.	Name of Regional Center	Total R & D	% of total R&D
1	Agartala	0	0
2	Ahmedabad	0	0
3	Aizwal	3	2.63
4	Aligarh	0	0
5	Angul	0	0
6	Bangalore	0	0
7	Bhagalpur	12	10.53
8	Bhopal	0	0
9	Bhubaneswar	0	0
10	Bijapur	2	1.75
11	Chandigarh	0	0
12	Chennai	6	5.26
13	Cochin	0	0
14	Darbhangha	1	0.88
15	Dehradun	0	0
16	Delhi-1	3	2.63
17	Delhi-2	4	3.51
18	Delhi-3	3	2.63
19	Deoghar	6	5.26
20	Gangtok	0	0
21	Guwahati	0	0
22	Hyderabad	0	0
23	Imphal	0	0
24	Itanagar	3	2.63
25	Jabalpur	9	7.89
26	Jaipur	5	4.39
27	Jammu	6	5.26
28	Jodhpur	2	1.75
29	Jorhat	1	0.88
30	Karnal	6	5.26
31	Khanna	1	0.88
32	Kohima	0	0
33	Kolkata	0	0
34	Koraput	6	5.26
35	Lucknow	9	7.89
36	Madurai	1	0.88
37	Mumbai	0	0
38	Nagpur	0	0
39	NOIDA	2	1.75

40	Panaji	0	0
41	Patna	4	3.51
42	Port Blair	0	0
43	Pune	0	0
44	Raghunathganj	0	0
45	Raipur	6	5.26
46	Rajkot	5	4.39
47	Ranchi	0	0
48	Saharsa	0	0
49	Shillong	0	0
50	Shimla	3	2.63
51	Siliguri	0	0
52	Srinagar	0	0
53	Trivandrum	0	0
54	Varanasi	1	0.88
55	Vatakara	0	0
56	Vijayawada	1	0.88
57	Vishakhapatnam	3	2.63
	Total	114	100



PART X—Accounts & Finance

Table 35: Regional Centre wise total expenditure in MARCH 2024.

S.NO.	Name of Regional Center	Total expenditures	% of total
1	Agartala	1436975	0.46
2	Ahmedabad	6211050	2.01
3	Aizwal	1367726	0.44
4	Aligarh	0	0.00
5	Angul	558187	0.18
6	Bangalore	0	0.00
7	Bhagalpur	6752006	2.18
8	Bhopal	4443897	1.44
9	Bhubaneswar	8674802	2.81
10	Bijapur	3683713	1.19
11	Chandigarh	2393398	0.77
12	Chennai	3110393	1.01
13	Cochin	8035661	2.60
14	Darbhanga	6832646	2.21
15	Dehradun	5263569	1.70
16	Delhi-1	23980302	7.76
17	Delhi-2	20439922	6.61
18	Delhi-3	11466410	3.71
19	Deoghar	6498938	2.10
20	Gangtok	1485227	0.48
21	Guwahati	1558436	0.50
22	Hyderabad	3578700	1.16
23	Imphal	1641646	0.53
24	Itanagar	614224	0.20
25	Jabalpur	3497185	1.13
26	Jaipur	4814683	1.56
27	Jammu	13478053	4.36
28	Jodhpur	7336468	2.37
29	Jorhat	2641000	0.85
30	Karnal	14255610	4.61
31	Khanna	4309339	1.39
32	Kohima	1960201	0.63
33	Kolkata	11549739	3.74
34	Koraput	2011643	0.65
35	Lucknow	9044290	2.93
36	Madurai	1294144	0.42
37	Mumbai	3643043	1.18
38	Nagpur	5277338	1.71
39	NOIDA	15319527	4.96
40	Panaji	2045997	0.66
41	Patna	8497280	2.75

42	Port Blair	2900536	0.94
43	Pune	4182085	1.35
44	Raghunathganj	0	0.00
45	Raipur	3191859	1.03
46	Rajkot	1442201	0.47
47	Ranchi	5999207	1.94
48	Saharsa	5638855	1.82
49	Shillong	2400183	0.78
50	Shimla	8298987	2.69
51	Siliguri	2847794	0.92
52	Srinagar	11435755	3.70
53	Trivandrum	6115182	1.98
54	Varanasi	4008239	1.30
55	Vatakara	6650709	2.15
56	Vijayawada	1380605	0.45
57	Vishakhapatnam	1549597	0.50
	Total	309045162	100.00




Table 36 Regional Centre wise expenditure on Salaries of Regular Staff in MARCH 2024.

S.NO.	Name of Regional Center	Regular Staff Salary	Total expenditures	% of total
1	Agartala	0	1436975	0
2	Ahmedabad	200918	6211050	3.23
3	Aizwal	240247	1367726	17.57
4	Aligarh	0	0	0
5	Angul	0	558187	0
6	Bangalore	0	0	0
7	Bhagalpur	4624327	6752006	68.49
8	Bhopal	0	4443897	0
9	Bhubaneswar	0	8674802	0
10	Bijapur	577691	3683713	15.68
11	Chandigarh	0	2393398	0
12	Chennai	0	3110393	0
13	Cochin	6819	8035661	0.08
14	Darbhanga	0	6832646	0
15	Dehradun	0	5263569	0
16	Delhi-1	0	23980302	0
17	Delhi-2	187837	20439922	0.92
18	Delhi-3	0	11466410	0
19	Deoghar	86918	6498938	1.34
20	Gangtok	10686	1485227	0.72
21	Guwahati	80154	1558436	5.14
22	Hyderabad	0	3578700	0
23	Imphal	0	1641646	0
24	Itanagar	0	614224	0
25	Jabalpur	0	3497185	0
26	Jaipur	300454	4814683	6.24
27	Jammu	0	13478053	0
28	Jodhpur	0	7336468	0
29	Jorhat	0	2641000	0
30	Karnal	0	14255610	0
31	Khanna	930	4309339	0.02
32	Kohima	53119	1960201	2.71
33	Kolkata	0	11549739	0
34	Koraput	0	2011643	0
35	Lucknow	2514486	9044290	27.8
36	Madurai	0	1294144	0
37	Mumbai	540631	3643043	14.84
38	Nagpur	0	5277338	0
39	NOIDA	411476	15319527	2.69
40	Panaji	0	2045997	0

41	Patna	0	8497280	0
42	Port Blair	0	2900536	0
43	Pune	281166	4182085	6.72
44	Raghunathganj	0	0	0
45	Raipur	0	3191859	0
46	Rajkot	651571	1442201	45.18
47	Ranchi	0	5999207	0
48	Saharsa	0	5638855	0
49	Shillong	0	2400183	0
50	Shimla	0	8298987	0
51	Siliguri	0	2847794	0
52	Srinagar	484778	11435755	4.24
53	Trivandrum	1073445	6115182	17.55
54	Varanasi	0	4008239	0
55	Vatakara	0	6650709	0
56	Vijayawada	52802	1380605	3.82
57	Vishakhapatnam	0	1549597	0
	Total	12380455	309045162	4.01




Table 37 Regional Centre wise expenditure on salaries of DW staff in MARCH 2024.

S.NO.	Name of Regional Center	Daily Wage payment	Total Expenditure	% of total expenditure
1	Agartala	0	1436975	0
2	Ahmedabad	42168	6211050	0.68
3	Aizwal	109087	1367726	7.98
4	Aligarh	0	0	0
5	Angul	4940	558187	0.89
6	Bangalore	0	0	0
7	Bhagalpur	91380	6752006	1.35
8	Bhopal	184397	4443897	4.15
9	Bhubaneswar	276499	8674802	3.19
10	Bijapur	140922	3683713	3.83
11	Chandigarh	153324	2393398	6.41
12	Chennai	12142	3110393	0.39
13	Cochin	136776	8035661	1.7
14	Darbhanga	281969	6832646	4.13
15	Dehradun	130082	5263569	2.47
16	Delhi-1	678958	23980302	2.83
17	Delhi-2	922307	20439922	4.51
18	Delhi-3	685547	11466410	5.98
19	Deoghar	265170	6498938	4.08
20	Gangtok	88418	1485227	5.95
21	Guwahati	222708	1558436	14.29
22	Hyderabad	58875	3578700	1.65
23	Imphal	50535	1641646	3.08
24	Itanagar	0	614224	0
25	Jabalpur	131097	3497185	3.75
26	Jaipur	178993	4814683	3.72
27	Jammu	416446	13478053	3.09
28	Jodhpur	89414	7336468	1.22
29	Jorhat	289643	2641000	10.97
30	Karnal	21000	14255610	0.15
31	Khanna	283056	4309339	6.57
32	Kohima	44369	1960201	2.26
33	Kolkata	306315	11549739	2.65
34	Koraput	150952	2011643	7.5
35	Lucknow	154294	9044290	1.71
36	Madurai	109025	1294144	8.42
37	Mumbai	222379	3643043	6.1
38	Nagpur	0	5277338	0
39	NOIDA	402083	15319527	2.62
40	Panaji	140689	2045997	6.88

41	Patna	205092	8497280	2.41
42	Port Blair	430860	2900536	14.85
43	Pune	107072	4182085	2.56
44	Raghunathganj	0	0	0
45	Raipur	192942	3191859	6.04
46	Rajkot	149063	1442201	10.34
47	Ranchi	231839	5999207	3.86
48	Saharsa	116820	5638855	2.07
49	Shillong	227887	2400183	9.49
50	Shimla	201995	8298987	2.43
51	Siliguri	149043	2847794	5.23
52	Srinagar	395452	11435755	3.46
53	Trivandrum	645313	6115182	10.55
54	Varanasi	346070	4008239	8.63
55	Vatakara	192313	6650709	2.89
56	Vijayawada	106857	1380605	7.74
57	Vishakhapatnam	86265	1549597	5.57
	Total	11260842	309045162	3.64

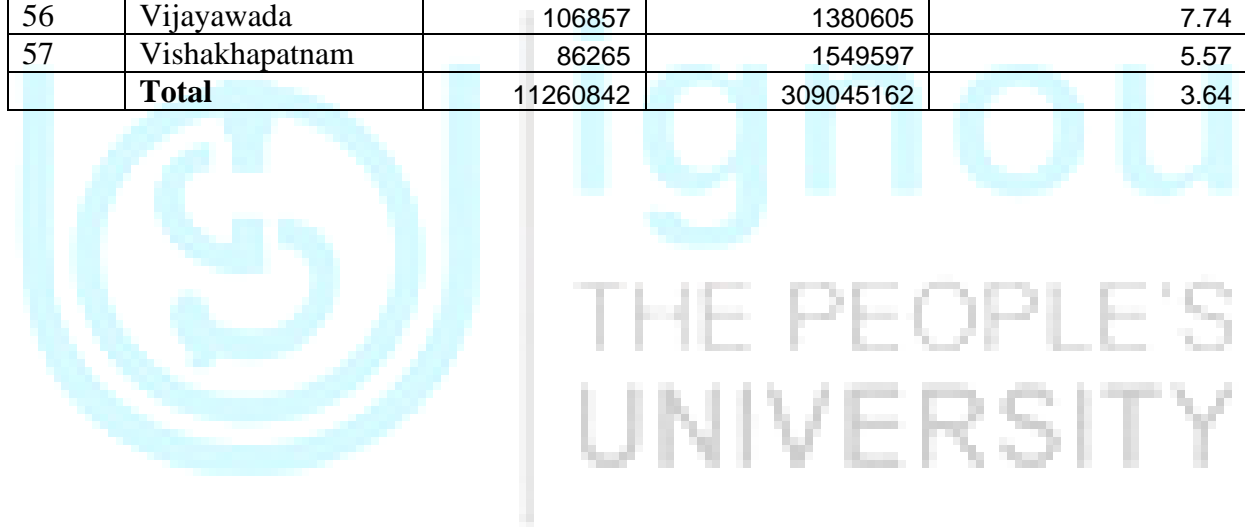


Table 38 Regional Centre wise expenditure on Regional Centre' Security in MARCH 2024.

S.NO.	Name of Regional Center	Security	Total Expenditure	% of total expnditure
1	Agartala	0	1436975	0
2	Ahmedabad	78600	6211050	1.27
3	Aizwal	0	1367726	0
4	Aligarh	0	0	0
5	Angul	0	558187	0
6	Bangalore	0	0	0
7	Bhagalpur	0	6752006	0
8	Bhopal	111153	4443897	2.5
9	Bhubaneswar	174792	8674802	2.01
10	Bijapur	0	3683713	0
11	Chandigarh	0	2393398	0
12	Chennai	65010	3110393	2.09
13	Cochin	214354	8035661	2.67
14	Darbhanga	0	6832646	0
15	Dehradun	0	5263569	0
16	Delhi-1	0	23980302	0
17	Delhi-2	0	20439922	0
18	Delhi-3	0	11466410	0
19	Deoghar	0	6498938	0
20	Gangtok	31644	1485227	2.13
21	Guwahati	87466	1558436	5.61
22	Hyderabad	55016	3578700	1.54
23	Imphal	0	1641646	0
24	Itanagar	46254	614224	7.53
25	Jabalpur	122696	3497185	3.51
26	Jaipur	171624	4814683	3.56
27	Jammu	111122	13478053	0.82
28	Jodhpur	82582	7336468	1.13
29	Jorhat	71734	2641000	2.72
30	Karnal	138320	14255610	0.97
31	Khanna	94369	4309339	2.19
32	Kohima	0	1960201	0
33	Kolkata	81005	11549739	0.7
34	Koraput	42548	2011643	2.12
35	Lucknow	52933	9044290	0.59
36	Madurai	55991	1294144	4.33
37	Mumbai	110997	3643043	3.05
38	Nagpur	47844	5277338	0.91
39	NOIDA	0	15319527	0
40	Panaji	130073	2045997	6.36

41	Patna	0	8497280	0
42	Port Blair	0	2900536	0
43	Pune	0	4182085	0
44	Raghunathganj	0	0	0
45	Raipur	56822	3191859	1.78
46	Rajkot	0	1442201	0
47	Ranchi	96316	5999207	1.61
48	Saharsa	0	5638855	0
49	Shillong	58241	2400183	2.43
50	Shimla	50331	8298987	0.61
51	Siliguri	84870	2847794	2.98
52	Srinagar	0	11435755	0
53	Trivandrum	0	6115182	0
54	Varanasi	77082	4008239	1.92
55	Vatakara	0	6650709	0
56	Vijayawada	60548	1380605	4.39
57	Vishakhapatnam	0	1549597	0
	Total	2662337	309045162	0.86

Table 39 Regional Centre wise expenditure on rent of Regional Centre' Building in MARCH 2024.

S.NO.	Name of Regional Center	Building Rent	Total Expenditure	% of total expenditure
1	Agartala	0	1436975	0
2	Ahmedabad	0	6211050	0
3	Aizwal	0	1367726	0
4	Aligarh	0	0	0
5	Angul	0	558187	0
6	Bangalore	0	0	0
7	Bhagalpur	0	6752006	0
8	Bhopal	0	4443897	0
9	Bhubaneswar	0	8674802	0
10	Bijapur	0	3683713	0
11	Chandigarh	0	2393398	0
12	Chennai	119794	3110393	3.85
13	Cochin	0	8035661	0
14	Darbhanga	0	6832646	0
15	Dehradun	0	5263569	0
16	Delhi-1	0	23980302	0
17	Delhi-2	531000	20439922	2.6
18	Delhi-3	354000	11466410	3.09
19	Deoghar	181418	6498938	2.79
20	Gangtok	0	1485227	0
21	Guwahati	0	1558436	0
22	Hyderabad	269169	3578700	7.52
23	Imphal	0	1641646	0
24	Itanagar	60000	614224	9.77
25	Jabalpur	0	3497185	0
26	Jaipur	0	4814683	0
27	Jammu	0	13478053	0
28	Jodhpur	0	7336468	0
29	Jorhat	0	2641000	0
30	Karnal	0	14255610	0
31	Khanna	101	4309339	0
32	Kohima	40100	1960201	2.05
33	Kolkata	0	11549739	0
34	Koraput	3340	2011643	0.17
35	Lucknow	0	9044290	0
36	Madurai	0	1294144	0
37	Mumbai	253051	3643043	6.95
38	Nagpur	2064680	5277338	39.12
39	NOIDA	206448	15319527	1.35

40	Panaji	147828	2045997	7.23
41	Patna	0	8497280	0
42	Port Blair	538838	2900536	18.58
43	Pune	393837	4182085	9.42
44	Raghunathganj	0	0	0
45	Raipur	0	3191859	0
46	Rajkot	0	1442201	0
47	Ranchi	227200	5999207	3.79
48	Saharsa	101574	5638855	1.8
49	Shillong	0	2400183	0
50	Shimla	257316	8298987	3.1
51	Siliguri	34667	2847794	1.22
52	Srinagar	300000	11435755	2.62
53	Trivandrum	0	6115182	0
54	Varanasi	65048	4008239	1.62
55	Vatakara	29850	6650709	0.45
56	Vijayawada	72328	1380605	5.24
57	Vishakhapatnam	731592	1549597	47.21
	Total	6983179	309045162	2.26

Table 40 Regional Centre wise expenditure on tours and travels in MARCH 2024.

S.NO.	Name of Regional Center	Travel and hiring of taxi	Total Expenditure	% of total expenditure
1	Agartala	0	1436975	0
2	Ahmedabad	21501	6211050	0.35
3	Aizwal	0	1367726	0
4	Aligarh	0	0	0
5	Angul	0	558187	0
6	Bangalore	0	0	0
7	Bhagalpur	0	6752006	0
8	Bhopal	25335	4443897	0.57
9	Bhubaneswar	20767	8674802	0.24
10	Bijapur	2982	3683713	0.08
11	Chandigarh	20368	2393398	0.85
12	Chennai	12079	3110393	0.39
13	Cochin	0	8035661	0
14	Darbhanga	10248	6832646	0.15
15	Dehradun	0	5263569	0
16	Delhi-1	0	23980302	0
17	Delhi-2	107514	20439922	0.53
18	Delhi-3	45434	11466410	0.4
19	Deoghar	2056	6498938	0.03
20	Gangtok	47377	1485227	3.19
21	Guwahati	4556	1558436	0.29
22	Hyderabad	0	3578700	0
23	Imphal	0	1641646	0
24	Itanagar	17900	614224	2.91
25	Jabalpur	13822	3497185	0.4
26	Jaipur	9522	4814683	0.2
27	Jammu	66646	13478053	0.49
28	Jodhpur	0	7336468	0
29	Jorhat	47203	2641000	1.79
30	Karnal	0	14255610	0
31	Khanna	1284	4309339	0.03
32	Kohima	53220	1960201	2.72
33	Kolkata	14407	11549739	0.12
34	Koraput	0	2011643	0
35	Lucknow	34675	9044290	0.38
36	Madurai	26439	1294144	2.04
37	Mumbai	13336	3643043	0.37
38	Nagpur	8454	5277338	0.16
39	NOIDA	26882	15319527	0.18
40	Panaji	24960	2045997	1.22

41	Patna	27268	8497280	0.32
42	Port Blair	7496	2900536	0.26
43	Pune	0	4182085	0
44	Raghunathganj	0	0	0
45	Raipur	0	3191859	0
46	Rajkot	0	1442201	0
47	Ranchi	24829	5999207	0.41
48	Saharsa	0	5638855	0
49	Shillong	0	2400183	0
50	Shimla	24456	8298987	0.29
51	Siliguri	20552	2847794	0.72
52	Srinagar	12372	11435755	0.11
53	Trivandrum	5600	6115182	0.09
54	Varanasi	2310	4008239	0.06
55	Vatakara	0	6650709	0
56	Vijayawada	6878	1380605	0.5
57	Vishakhapatnam	6350	1549597	0.41
	Total	817078	309045162	0.26

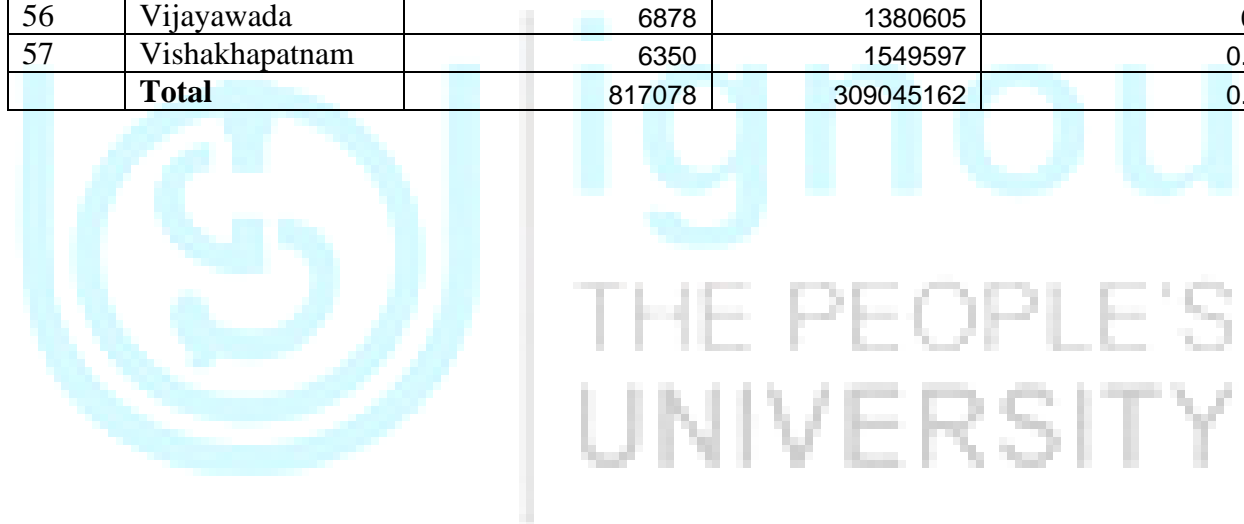


Table 41 Regional Centre wise expenditure on meetings/orientations/workshops' in MARCH 2024.

S.NO.	Name of Regional Center	Meeting/ workshop/Orientation Programme etc	Total Expenditure	% of total expenditure
1	Agartala	9265	1436975	0.64
2	Ahmedabad	0	6211050	0
3	Aizwal	0	1367726	0
4	Aligarh	0	0	0
5	Angul	0	558187	0
6	Bangalore	0	0	0
7	Bhagalpur	0	6752006	0
8	Bhopal	0	4443897	0
9	Bhubaneswar	236665	8674802	2.73
10	Bijapur	0	3683713	0
11	Chandigarh	181380	2393398	7.58
12	Chennai	0	3110393	0
13	Cochin	0	8035661	0
14	Darbhangha	0	6832646	0
15	Dehradun	0	5263569	0
16	Delhi-1	0	23980302	0
17	Delhi-2	0	20439922	0
18	Delhi-3	0	11466410	0
19	Deoghar	31766	6498938	0.49
20	Gangtok	11103	1485227	0.75
21	Guwahati	89041	1558436	5.71
22	Hyderabad	0	3578700	0
23	Imphal	0	1641646	0
24	Itanagar	0	614224	0
25	Jabalpur	0	3497185	0
26	Jaipur	576105	4814683	11.97
27	Jammu	0	13478053	0
28	Jodhpur	2200	7336468	0.03
29	Jorhat	7399	2641000	0.28
30	Karnal	0	14255610	0
31	Khanna	0	4309339	0
32	Kohima	9999	1960201	0.51
33	Kolkata	0	11549739	0
34	Koraput	0	2011643	0
35	Lucknow	0	9044290	0
36	Madurai	0	1294144	0
37	Mumbai	0	3643043	0
38	Nagpur	2945	5277338	0.06

39	NOIDA	0	15319527	0
40	Panaji	5740	2045997	0.28
41	Patna	1900	8497280	0.02
42	Port Blair	0	2900536	0
43	Pune	21375	4182085	0.51
44	Raghunathganj	0	0	0
45	Raipur	0	3191859	0
46	Rajkot	0	1442201	0
47	Ranchi	37314	5999207	0.62
48	Saharsa	0	5638855	0
49	Shillong	10714	2400183	0.45
50	Shimla	0	8298987	0
51	Siliguri	25452	2847794	0.89
52	Srinagar	0	11435755	0
53	Trivandrum	0	6115182	0
54	Varanasi	3142	4008239	0.08
55	Vatakara	0	6650709	0
56	Vijayawada	0	1380605	0
57	Vishakhapatnam	0	1549597	0
	Total	1263505	309045162	0.41

Table 42 Regional Centre wise expenditure on Printing/Publicity etc in MARCH 2024.

S.NO.	Name of Regional Center	Printing/Publicity	Total Expenditure	% of total expenditure
1	Agartala	9968	1436975	0.69
2	Ahmedabad	0	6211050	0
3	Aizwal	0	1367726	0
4	Aligarh	0	0	0
5	Angul	0	558187	0
6	Bangalore	0	0	0
7	Bhagalpur	25724	6752006	0.38
8	Bhopal	2000	4443897	0.05
9	Bhubaneswar	12980	8674802	0.15
10	Bijapur	0	3683713	0
11	Chandigarh	0	2393398	0
12	Chennai	11048	3110393	0.36
13	Cochin	0	8035661	0
14	Darbhanga	9490	6832646	0.14
15	Dehradun	14853	5263569	0.28
16	Delhi-1	7933	23980302	0.03
17	Delhi-2	0	20439922	0
18	Delhi-3	8624	11466410	0.08
19	Deoghar	31714	6498938	0.49
20	Gangtok	0	1485227	0
21	Guwahati	9058	1558436	0.58
22	Hyderabad	19871	3578700	0.56
23	Imphal	0	1641646	0
24	Itanagar	0	614224	0
25	Jabalpur	0	3497185	0
26	Jaipur	49458	4814683	1.03
27	Jammu	0	13478053	0
28	Jodhpur	9972	7336468	0.14
29	Jorhat	9192	2641000	0.35
30	Karnal	0	14255610	0
31	Khanna	0	4309339	0
32	Kohima	11180	1960201	0.57
33	Kolkata	0	11549739	0
34	Koraput	12905	2011643	0.64
35	Lucknow	34175	9044290	0.38
36	Madurai	9972	1294144	0.77
37	Mumbai	0	3643043	0
38	Nagpur	6055	5277338	0.11
39	NOIDA	75668	15319527	0.49
40	Panaji	0	2045997	0

41	Patna	67442	8497280	0.79
42	Port Blair	0	2900536	0
43	Pune	4927	4182085	0.12
44	Raghunathganj	0	0	0
45	Raipur	750	3191859	0.02
46	Rajkot	3920	1442201	0.27
47	Ranchi	35153	5999207	0.59
48	Saharsa	0	5638855	0
49	Shillong	0	2400183	0
50	Shimla	26244	8298987	0.32
51	Siliguri	5700	2847794	0.2
52	Srinagar	7500	11435755	0.07
53	Trivandrum	11134	6115182	0.18
54	Varanasi	7840	4008239	0.2
55	Vatakara	962	6650709	0.01
56	Vijayawada	11468	1380605	0.83
57	Vishakhapatnam	0	1549597	0
	Total	564880	309045162	0.18


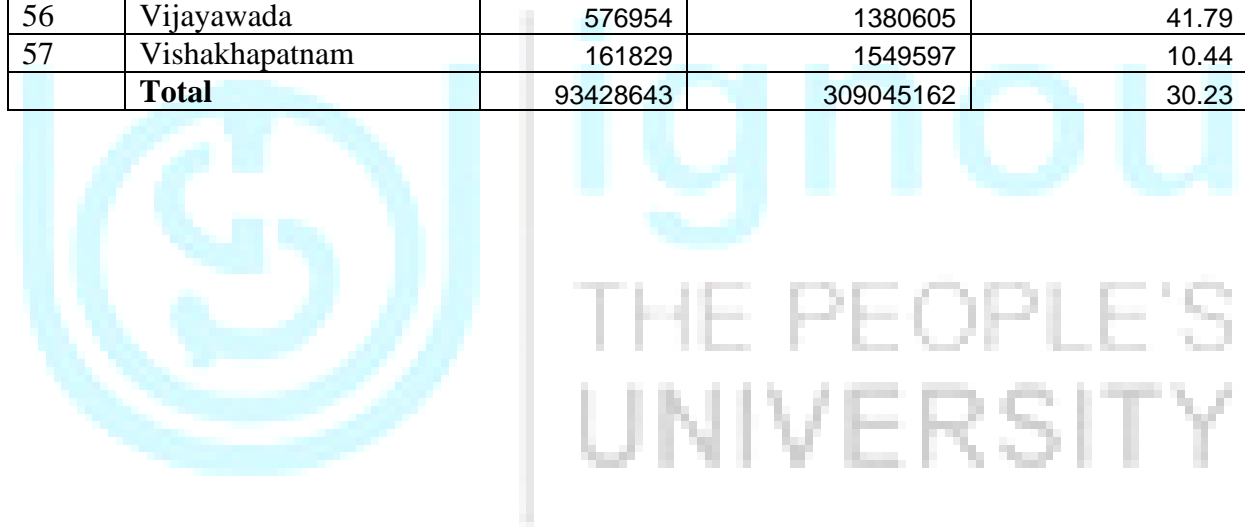


Table 43 Regional Centre wise other expenditure in MARCH 2024.

S.NO.	Name of Regional Center	Other Expenditure	Total Expenditure	% of total expenditure
1	Agartala	222851	1436975	15.51
2	Ahmedabad	2617130	6211050	42.14
3	Aizwal	140638	1367726	10.28
4	Aligarh	0	0	0
5	Angul	10605	558187	1.9
6	Bangalore	0	0	0
7	Bhagalpur	1253149	6752006	18.56
8	Bhopal	3211990	4443897	72.28
9	Bhubaneswar	5000871	8674802	57.65
10	Bijapur	79321	3683713	2.15
11	Chandigarh	154865	2393398	6.47
12	Chennai	2352915	3110393	75.65
13	Cochin	1637831	8035661	20.38
14	Darbhangha	235597	6832646	3.45
15	Dehradun	1978264	5263569	37.58
16	Delhi-1	3542099	23980302	14.77
17	Delhi-2	14515835	20439922	71.02
18	Delhi-3	584154	11466410	5.09
19	Deoghar	2226064	6498938	34.25
20	Gangtok	393097	1485227	26.47
21	Guwahati	356709	1558436	22.89
22	Hyderabad	2632401	3578700	73.56
23	Imphal	588068	1641646	35.82
24	Itanagar	215495	614224	35.08
25	Jabalpur	2297687	3497185	65.7
26	Jaipur	774227	4814683	16.08
27	Jammu	6950886	13478053	51.57
28	Jodhpur	3422485	7336468	46.65
29	Jorhat	248327	2641000	9.4
30	Karnal	4895711	14255610	34.34
31	Khanna	1584490	4309339	36.77
32	Kohima	1034616	1960201	52.78
33	Kolkata	3213961	11549739	27.83
34	Koraput	1131416	2011643	56.24
35	Lucknow	763140	9044290	8.44
36	Madurai	204021	1294144	15.76
37	Mumbai	1513432	3643043	41.54
38	Nagpur	2281837	5277338	43.24
39	NOIDA	3238432	15319527	21.14
40	Panaji	472065	2045997	23.07

41	Patna	672405	8497280	7.91
42	Port Blair	418582	2900536	14.43
43	Pune	1643409	4182085	39.3
44	Raghunathganj	0	0	0
45	Raipur	115767	3191859	3.63
46	Rajkot	460826	1442201	31.95
47	Ranchi	1442238	5999207	24.04
48	Saharsa	3179500	5638855	56.39
49	Shillong	1202798	2400183	50.11
50	Shimla	1581529	8298987	19.06
51	Siliguri	1532047	2847794	53.8
52	Srinagar	369808	11435755	3.23
53	Trivandrum	948611	6115182	15.51
54	Varanasi	914813	4008239	22.82
55	Vatakara	230845	6650709	3.47
56	Vijayawada	576954	1380605	41.79
57	Vishakhapatnam	161829	1549597	10.44
	Total	93428643	309045162	30.23



The background of the page features a large, light blue watermark of the Open University logo, which includes a stylized 'G' and the text 'Open University' and 'THE PEOPLE'S UNIVERSITY'.

PART XI – Expenditures On Functioning of Learner Support Centers

Table 44 Regional Centre wise expenditure on payment of salaries of Part-time functionaries of LSCs in MARCH 2024.

S.NO.	Name of Regional Center	LSC/PSC/SSC Payments (Salary of Part Time functionaries)	Total Expenditure	% of total
1	Agartala	651230	1436975	45.32
2	Ahmedabad	467512	6211050	7.53
3	Aizwal	621940	1367726	45.47
4	Aligarh	0	0	0
5	Angul	197320	558187	35.35
6	Bangalore	0	0	0
7	Bhagalpur	313184	6752006	4.64
8	Bhopal	524532	4443897	11.8
9	Bhubaneswar	884854	8674802	10.2
10	Bijapur	587400	3683713	15.95
11	Chandigarh	0	2393398	0
12	Chennai	192120	3110393	6.18
13	Cochin	692807	8035661	8.62
14	Darbhangha	1691051	6832646	24.75
15	Dehradun	1011073	5263569	19.21
16	Delhi-1	0	23980302	0
17	Delhi-2	902086	20439922	4.41
18	Delhi-3	0	11466410	0
19	Deoghar	431254	6498938	6.64
20	Gangtok	681450	1485227	45.88
21	Guwahati	570810	1558436	36.63
22	Hyderabad	392500	3578700	10.97
23	Imphal	268598	1641646	16.36
24	Itanagar	111980	614224	18.23
25	Jabalpur	477000	3497185	13.64
26	Jaipur	1488174	4814683	30.91
27	Jammu	3420760	13478053	25.38
28	Jodhpur	1785566	7336468	24.34
29	Jorhat	1169214	2641000	44.27
30	Karnal	1481050	14255610	10.39
31	Khanna	781966	4309339	18.15
32	Kohima	417890	1960201	21.32
33	Kolkata	1156083	11549739	10.01
34	Koraput	191235	2011643	9.51
35	Lucknow	1519296	9044290	16.8
36	Madurai	206310	1294144	15.94
37	Mumbai	30462	3643043	0.84
38	Nagpur	437700	5277338	8.29

39	NOIDA	0	15319527	0
40	Panaji	624600	2045997	30.53
41	Patna	1778058	8497280	20.93
42	Port Blair	91450	2900536	3.15
43	Pune	448250	4182085	10.72
44	Raghunathganj	0	0	0
45	Raipur	205880	3191859	6.45
46	Rajkot	31900	1442201	2.21
47	Ranchi	1375110	5999207	22.92
48	Saharsa	948243	5638855	16.82
49	Shillong	0	2400183	0
50	Shimla	4589917	8298987	55.31
51	Siliguri	518980	2847794	18.22
52	Srinagar	1682575	11435755	14.71
53	Trivandrum	385640	6115182	6.31
54	Varanasi	526234	4008239	13.13
55	Vatakara	2028936	6650709	30.51
56	Vijayawada	201760	1380605	14.61
57	Vishakhapatnam	135086	1549597	8.72
	Total	41329026	309045162	13.37

Table 45 Regional Centre wise expenditure on payment for Counseling, Assignment Evaluation, Practical's etc in March 2024.

S.NO.	Name of Regional Center	LSC/PSC/SSC Payments (Counselling, Assignment Evaluation, Practical's etc)	Total Expenditure	% of total expenditure
1	Agartala	543661	1436975	37.83
2	Ahmedabad	2783221	6211050	44.81
3	Aizwal	255814	1367726	18.7
4	Aligarh	0	0	0
5	Angul	345322	558187	61.86
6	Bangalore	0	0	0
7	Bhagalpur	444242	6752006	6.58
8	Bhopal	384490	4443897	8.65
9	Bhubaneswar	2067374	8674802	23.83
10	Bijapur	2295397	3683713	62.31
11	Chandigarh	1883461	2393398	78.69
12	Chennai	345285	3110393	11.1
13	Cochin	5347074	8035661	66.54
14	Darbhangha	4604291	6832646	67.39
15	Dehradun	2129297	5263569	40.45
16	Delhi-1	19751312	23980302	82.36
17	Delhi-2	3273343	20439922	16.01
18	Delhi-3	9788651	11466410	85.37
19	Deoghar	3242578	6498938	49.89
20	Gangtok	221452	1485227	14.91
21	Guwahati	137934	1558436	8.85
22	Hyderabad	150868	3578700	4.22
23	Imphal	734445	1641646	44.74
24	Itanagar	162595	614224	26.47
25	Jabalpur	454883	3497185	13.01
26	Jaipur	1266126	4814683	26.3
27	Jammu	2512193	13478053	18.64
28	Jodhpur	1944249	7336468	26.5
29	Jorhat	798288	2641000	30.23
30	Karnal	7719529	14255610	54.15
31	Khanna	1563143	4309339	36.27
32	Kohima	295708	1960201	15.09
33	Kolkata	6777968	11549739	58.69
34	Koraput	479247	2011643	23.82
35	Lucknow	3971291	9044290	43.91
36	Madurai	682386	1294144	52.73
37	Mumbai	958755	3643043	26.32
38	Nagpur	427823	5277338	8.11

39	NOIDA	10958538	15319527	71.53
40	Panaji	500042	2045997	24.44
41	Patna	5745115	8497280	67.61
42	Port Blair	1413310	2900536	48.73
43	Pune	1282049	4182085	30.66
44	Raghunathganj	0	0	0
45	Raipur	2619698	3191859	82.07
46	Rajkot	144921	1442201	10.05
47	Ranchi	2529208	5999207	42.16
48	Saharsa	1292718	5638855	22.93
49	Shillong	900543	2400183	37.52
50	Shimla	1567199	8298987	18.88
51	Siliguri	476483	2847794	16.73
52	Srinagar	8183270	11435755	71.56
53	Trivandrum	3045439	6115182	49.8
54	Varanasi	2065700	4008239	51.54
55	Vatakara	4167803	6650709	62.67
56	Vijayawada	291010	1380605	21.08
57	Vishakhapatnam	428475	1549597	27.65
	Total	138355217	309045162	44.77

Table 46 Regional Centre wise expenditure on the functioning (salaries + counseling, assignments, evaluation) of LSCs in MARCH 2024.

S.NO.	Name of Regional Center	Total expenses on LSCs functioning	Total Expenditure	% of total on LSC functioning
1	Agartala	1194891	1436975	83.15
2	Ahmedabad	3250733	6211050	52.34
3	Aizwal	877754	1367726	64.18
4	Aligarh	0	0	0
5	Angul	542642	558187	97.22
6	Bangalore	0	0	0
7	Bhagalpur	757426	6752006	11.22
8	Bhopal	909022	4443897	20.46
9	Bhubaneswar	2952228	8674802	34.03
10	Bijapur	2882797	3683713	78.26
11	Chandigarh	1883461	2393398	78.69
12	Chennai	537405	3110393	17.28
13	Cochin	6039881	8035661	75.16
14	Darbhanga	6295342	6832646	92.14
15	Dehradun	3140370	5263569	59.66
16	Delhi-1	19751312	23980302	82.36
17	Delhi-2	4175429	20439922	20.43
18	Delhi-3	9788651	11466410	85.37
19	Deoghar	3673832	6498938	56.53
20	Gangtok	902902	1485227	60.79
21	Guwahati	708744	1558436	45.48
22	Hyderabad	543368	3578700	15.18
23	Imphal	1003043	1641646	61.1
24	Itanagar	274575	614224	44.7
25	Jabalpur	931883	3497185	26.65
26	Jaipur	2754300	4814683	57.21
27	Jammu	5932953	13478053	44.02
28	Jodhpur	3729815	7336468	50.84
29	Jorhat	1967502	2641000	74.5
30	Karnal	9200579	14255610	64.54
31	Khanna	2345109	4309339	54.42
32	Kohima	713598	1960201	36.4
33	Kolkata	7934051	11549739	68.69
34	Koraput	670482	2011643	33.33
35	Lucknow	5490587	9044290	60.71
36	Madurai	888696	1294144	68.67
37	Mumbai	989217	3643043	27.15
38	Nagpur	865523	5277338	16.4
39	NOIDA	10958538	15319527	71.53

40	Panaji	1124642	2045997	54.97
41	Patna	7523173	8497280	88.54
42	Port Blair	1504760	2900536	51.88
43	Pune	1730299	4182085	41.37
44	Raghunathganj	0	0	0
45	Raipur	2825578	3191859	88.52
46	Rajkot	176821	1442201	12.26
47	Ranchi	3904318	5999207	65.08
48	Saharsa	2240961	5638855	39.74
49	Shillong	900543	2400183	37.52
50	Shimla	6157116	8298987	74.19
51	Siliguri	995463	2847794	34.96
52	Srinagar	9865845	11435755	86.27
53	Trivandrum	3431079	6115182	56.11
54	Varanasi	2591934	4008239	64.67
55	Vatakara	6196739	6650709	93.17
56	Vijayawada	492770	1380605	35.69
57	Vishakhapatnam	563561	1549597	36.37
	Total	179684243	309045162	58.14

The background of the page features a large, light blue watermark of the IGNOU logo. The logo consists of a stylized 'U' with a dollar sign inside, followed by the word 'ignou' in a lowercase sans-serif font, and the words 'THE PEOPLE'S UNIVERSITY' in a smaller, uppercase sans-serif font below it.

PART XII - Staff Strength

Table 47 Regional Centre wise staff strength in MARCH 2024.

S.NO.	Name of Regional Center	Academic Staff	Non Academic Staff	Daily Wage staff Engaged at Regional Centre	Daily Wage staff Engaged at Ware House	Security Guards	Total staff strength
1	Agartala	2	6	8	0	3	19
2	Ahmedabad	3	7	2	0	3	15
3	Aizwal	2	6	6	0	0	14
4	Aligarh	1	0	2	0	0	3
5	Angul	1	3	1	0	0	5
6	Bangalore	0	0	0	0	0	0
7	Bhagalpur	3	3	5	0	0	11
8	Bhopal	5	10	10	0	3	28
9	Bhubaneswar	4	9	10	0	6	29
10	Bijapur	3	0	6	0	0	9
11	Chandigarh	3	8	3	0	0	14
12	Chennai	2	10	0	0	0	12
13	Cochin	3	10	5	0	8	26
14	Darbhanga	2	5	7	0	4	18
15	Dehradun	4	10	4	0	3	21
16	Delhi-1	4	13	24	0	9	50
17	Delhi-2	6	15	32	0	6	59
18	Delhi-3	3	9	21	4	0	37
19	Deoghar	4	4	5	0	3	16
20	Gangtok	2	4	4	0	3	13
21	Guwahati	2	10	7	0	3	22
22	Hyderabad	4	10	3	0	3	20
23	Imphal	2	7	4	0	0	13
24	Itanagar	2	2	16	5	3	28
25	Jabalpur	4	5	5	0	6	20
26	Jaipur	4	13	6	0	3	26
27	Jammu	4	3	10	0	5	22
28	Jodhpur	4	4	3	0	3	14
29	Jorhat	3	4	5	0	3	15
30	Karnal	3	10	1	0	3	17
31	Khanna	3	4	11	0	4	22
32	Kohima	1	8	3	0	0	12
33	Kolkata	3	13	10	0	3	29
34	Koraput	3	3	6	0	3	15
35	Lucknow	5	10	5	0	9	29

36	Madurai	2	8	2	1	3	16
37	Mumbai	2	3	8	0	3	16
38	Nagpur	3	5	0	0	3	11
39	NOIDA	5	14	13	0	6	38
40	Panaji	3	2	8	0	3	16
41	Patna	4	13	3	0	4	24
42	Port Blair	4	5	6	0	0	15
43	Pune	4	7	5	0	0	16
44	Raghunathganj	0	0	0	0	0	0
45	Raipur	3	3	9	0	3	18
46	Rajkot	1	4	7	0	0	12
47	Ranchi	3	10	8	0	3	24
48	Saharsa	2	4	6	0	3	15
49	Shillong	4	9	7	0	4	24
50	Shimla	2	5	6	0	0	13
51	Siliguri	2	5	6	0	3	16
52	Srinagar	5	7	6	12	3	33
53	Trivandrum	3	3	10	0	6	22
54	Varanasi	3	7	6	0	3	19
55	Vatakara	3	1	7	0	0	11
56	Vijayawada	3	6	4	0	3	16
57	Vishakhapatnam	2	3	3	0	0	8
	Total	167	362	380	22	155	1086

PART XIII – Ratio : Expenditure, Enrolment and Staff



Table 48 Expenditure – staff ratio in the MARCH 2024

S.No.	Name of Regional Center	Total Expenditure	Staff strength	Ratio of Exp-Staff
1	Agartala	1436975	19	75630.26
2	Ahmedabad	6211050	15	414070
3	Aizwal	1367726	14	97694.71
4	Aligarh	0	3	0
5	Angul	558187	5	111637.4
6	Bangalore	0	0	0
7	Bhagalpur	6752006	11	613818.73
8	Bhopal	4443897	28	158710.61
9	Bhubaneswar	8674802	29	299131.1
10	Bijapur	3683713	9	409301.44
11	Chandigarh	2393398	14	170957
12	Chennai	3110393	12	259199.42
13	Cochin	8035661	26	309063.88
14	Darbhangha	6832646	18	379591.44
15	Dehradun	5263569	21	250646.14
16	Delhi-1	23980302	50	479606.04
17	Delhi-2	20439922	59	346439.36
18	Delhi-3	11466410	37	309902.97
19	Deoghar	6498938	16	406183.62
20	Gangtok	1485227	13	114248.23
21	Guwahati	1558436	22	70838
22	Hyderabad	3578700	20	178935
23	Imphal	1641646	13	126280.46
24	Itanagar	614224	28	21936.57
25	Jabalpur	3497185	20	174859.25
26	Jaipur	4814683	26	185180.12
27	Jammu	13478053	22	612638.77
28	Jodhpur	7336468	14	524033.43
29	Jorhat	2641000	15	176066.67
30	Karnal	14255610	17	838565.29
31	Khanna	4309339	22	195879.05
32	Kohima	1960201	12	163350.08
33	Kolkata	11549739	29	398266.86
34	Koraput	2011643	15	134109.53
35	Lucknow	9044290	29	311872.07
36	Madurai	1294144	16	80884
37	Mumbai	3643043	16	227690.19
38	Nagpur	5277338	11	479758

39	NOIDA	15319527	38	403145.45
40	Panaji	2045997	16	127874.81
41	Patna	8497280	24	354053.33
42	Port Blair	2900536	15	193369.07
43	Pune	4182085	16	261380.31
44	Raghunathganj	0	0	0
45	Raipur	3191859	18	177325.5
46	Rajkot	1442201	12	120183.42
47	Ranchi	5999207	24	249966.96
48	Saharsa	5638855	15	375923.67
49	Shillong	2400183	24	100007.62
50	Shimla	8298987	13	638383.62
51	Siliguri	2847794	16	177987.12
52	Srinagar	11435755	33	346538.03
53	Trivandrum	6115182	22	277962.82
54	Varanasi	4008239	19	210959.95
55	Vatakara	6650709	11	604609.91
56	Vijayawada	1380605	16	86287.81
57	Vishakhapatnam	1549597	8	193699.62
	Total	309045162	1086	284571.97

Table 49 Expenditure – enrollment (Fresh) ratio in the MARCH 2024

S. No.	Regional centre	Total Expenditure	Total enrollment	Expenditure-enrollment ratio
1	Agartala	1436975	4065	353.5
2	Ahmedabad	6211050	7288	852.23
3	Aizwal	1367726	3597	380.24
4	Aligarh	0	2275	0
5	Angul	558187	663	841.91
6	Bangalore	0	10900	0
7	Bhagalpur	6752006	5712	1182.07
8	Bhopal	4443897	6327	702.37
9	Bhubaneswar	8674802	13908	623.73
10	Bijapur	3683713	2237	1646.72
11	Chandigarh	2393398	11791	202.99
12	Chennai	3110393	4794	648.81
13	Cochin	8035661	18742	428.75
14	Darbhanga	6832646	13003	525.47
15	Dehradun	5263569	9371	561.69
16	Delhi-1	23980302	43767	547.91
17	Delhi-2	20439922	65996	309.71
18	Delhi-3	11466410	40845	280.73

19	Deoghar	6498938	6333	1026.2
20	Gangtok	1485227	2635	563.65
21	Guwahati	1558436	13332	116.89
22	Hyderabad	3578700	6908	518.05
23	Imphal	1641646	3671	447.19
24	Itanagar	614224	4206	146.04
25	Jabalpur	3497185	2536	1379.02
26	Jaipur	4814683	11040	436.11
27	Jammu	13478053	21184	636.24
28	Jodhpur	7336468	4787	1532.58
29	Jorhat	2641000	5949	443.94
30	Karnal	14255610	37707	378.06
31	Khanna	4309339	14870	289.8
32	Kohima	1960201	2191	894.66
33	Kolkata	11549739	22376	516.17
34	Koraput	2011643	4369	460.44
35	Lucknow	9044290	11738	770.51
36	Madurai	1294144	3252	397.95
37	Mumbai	3643043	7762	469.34
38	Nagpur	5277338	3993	1321.65
39	NOIDA	15319527	14783	1036.29
40	Panaji	2045997	3529	579.77
41	Patna	8497280	37051	229.34
42	Port Blair	2900536	2142	1354.13
43	Pune	4182085	7151	584.83
44	Raghunathganj	0	459	0
45	Raipur	3191859	3394	940.44
46	Rajkot	1442201	1418	1017.07
47	Ranchi	5999207	17247	347.84
48	Saharsa	5638855	11460	492.05
49	Shillong	2400183	5059	474.44
50	Shimla	8298987	27628	300.38
51	Siliguri	2847794	5605	508.08
52	Srinagar	11435755	27926	409.5
53	Trivandrum	6115182	14031	435.83
54	Varanasi	4008239	8474	473
55	Vatakara	6650709	19602	339.29
56	Vijayawada	1380605	3068	450
57	Vishakhapatnam	1549597	2522	614.43
	Total	309045162	668669	462.18

Table 50 Enrollment (Fresh) – staff ratio in the MARCH 2024

S. No.	Regional centre	Total enrollment	Staff strength	Enroll-Staff ratio
1	Agartala	4065	19	213.95
2	Ahmedabad	7288	15	485.87
3	Aizwal	3597	14	256.93
4	Aligarh	2275	3	758.33
5	Angul	663	5	132.6
6	Bangalore	10900	0	0
7	Bhagalpur	5712	11	519.27
8	Bhopal	6327	28	225.96
9	Bhubaneswar	13908	29	479.59
10	Bijapur	2237	9	248.56
11	Chandigarh	11791	14	842.21
12	Chennai	4794	12	399.5
13	Cochin	18742	26	720.85
14	Darbhanga	13003	18	722.39
15	Dehradun	9371	21	446.24
16	Delhi-1	43767	50	875.34
17	Delhi-2	65996	59	1118.58
18	Delhi-3	40845	37	1103.92
19	Deoghar	6333	16	395.81
20	Gangtok	2635	13	202.69
21	Guwahati	13332	22	606
22	Hyderabad	6908	20	345.4
23	Imphal	3671	13	282.38
24	Itanagar	4206	28	150.21
25	Jabalpur	2536	20	126.8
26	Jaipur	11040	26	424.62
27	Jammu	21184	22	962.91
28	Jodhpur	4787	14	341.93
29	Jorhat	5949	15	396.6
30	Karnal	37707	17	2218.06
31	Khanna	14870	22	675.91
32	Kohima	2191	12	182.58
33	Kolkata	22376	29	771.59
34	Koraput	4369	15	291.27
35	Lucknow	11738	29	404.76
36	Madurai	3252	16	203.25
37	Mumbai	7762	16	485.12
38	Nagpur	3993	11	363
39	NOIDA	14783	38	389.03

40	Panaji	3529	16	220.56
41	Patna	37051	24	1543.79
42	Port Blair	2142	15	142.8
43	Pune	7151	16	446.94
44	Raghunathganj	459	0	0
45	Raipur	3394	18	188.56
46	Rajkot	1418	12	118.17
47	Ranchi	17247	24	718.62
48	Saharsa	11460	15	764
49	Shillong	5059	24	210.79
50	Shimla	27628	13	2125.23
51	Siliguri	5605	16	350.31
52	Srinagar	27926	33	846.24
53	Trivandrum	14031	22	637.77
54	Varanasi	8474	19	446
55	Vatakara	19602	11	1782
56	Vijayawada	3068	16	191.75
57	Vishakhapatnam	2522	8	315.25
	Total	668669	1086	615.72

The background of the page features a large, light blue watermark of the IGNOU logo, which consists of a stylized 'G' inside a circle, followed by the word 'ignou' in lowercase and 'THE PEOPLE'S UNIVERSITY' in uppercase.

PART XIV – Use of Digital Media Platforms by Regional Centres

Table 51 Regional Centre wise Digital Media Platforms used

S. No.	Regional Centre	Digital Media Platforms used by the Regional Centre/LSC for Online Meetings & Academic Counselling
1.	Agartala	Google Meet, WhatsApp
2.	Ahmedabad	Google Meet, Zoom
3.	Aizwal	Google Meet
4.	Angul	Google Meet, Zoom, Facebook, Youtube, Twitter, WhatsApp
5.	Aligarh	Google Meet, Zoom, Facebook, Twitter, WhatsApp
6.	Bangalore	Google Meet
7.	Bhagalpur	Google Meet, Zoom, Facebook, Youtube, Twitter, WhatsApp, INSTAGRAM
8.	Bhopal	Google Meet, Zoom, Facebook, Youtube, Twitter, WhatsApp
9.	Bhubaneswar	Google Meet
10.	Bijapur	Google Meet, Zoom, Facebook, Youtube
11.	Chandigarh	Google Meet, Zoom
12.	Chennai	Google Meet, Facebook, Youtube, Twitter
13.	Cochin	Google Meet, Zoom, Facebook, Youtube, Twitter, INSTAGRAM
14.	Darbhanga	Google Meet
15.	Dehradun	Google Meet, Zoom, Facebook, Youtube, Twitter, WhatsApp, Instagram, Telegram
16.	Delhi-1	Facebook, Youtube, Twitter
17.	Delhi-2	Google Meet, Zoom, Facebook
18.	Delhi-3	Google Meet, Zoom
19.	Deoghar	Google Meet, Zoom, Facebook, WhatsApp
20.	Gangtok	Google Meet, Facebook, Youtube, Twitter, WhatsApp, RC WEBSITE
21.	Guwahati	Google Meet, Zoom, Facebook, Youtube, Twitter, WhatsApp, Instagram
22.	Hyderabad	Google Meet, Zoom, Facebook, Youtube
23.	Imphal	Google Meet, Zoom, Facebook, Youtube, Twitter, WhatsApp
24.	Itanagar	Google Meet, Zoom
25.	Jabalpur	Google Meet, WhatsApp
26.	Jaipur	Google Meet, Zoom, Facebook, Youtube, Twitter, WhatsApp
27.	Jammu	Google Meet, Zoom, Facebook, Youtube, Twitter, WhatsApp
28.	Jodhpur	Google Meet, Zoom, Facebook, Youtube, Twitter, WhatsApp, TELEGRAM
29.	Jorhat	Google Meet, Zoom, Facebook, Youtube, Twitter, WhatsApp, Telegram
30.	Karnal	Google Meet, Zoom, Facebook, Youtube, Twitter, WhatsApp
31.	Khanna	Google Meet
32.	Kohima	Google Meet
33.	Kolkata	Google Meet, Zoom, Facebook, Youtube, Twitter
34.	Koraput	Google Meet, Zoom, Facebook, Youtube, Twitter
35.	Lucknow	Google Meet, Zoom, Facebook, Youtube, Twitter, WhatsApp
36.	Madurai	Google Meet
37.	Mumbai	Google Meet, Zoom, Facebook, Youtube, Twitter, TELEGRAM
38.	Nagpur	Google Meet, Zoom, Facebook, Youtube, Twitter, WhatsApp, Telegram, Instagram

39.	NOIDA	Google Meet, Zoom, MS Teams
40.	Panaji	Google Meet
41.	Patna	Google Meet, Youtube, WhatsApp, Telegram
42.	Port Blair	Google Meet, Facebook, Youtube, Twitter
43.	Pune	Google Meet, Zoom
44.	Raghunathganj	Google Meet, Facebook
45.	Raipur	Google Meet, Zoom
46.	Rajkot	Google Meet, Zoom, Facebook, Youtube, Twitter, WhatsApp
47.	Ranchi	Google Meet, Zoom, Facebook, Youtube, Twitter, WhatsApp, Instagram, Telegram, Bluesky
48.	Saharsa	Google Meet
49.	Shillong	Google Meet, Zoom, Facebook, Youtube, Twitter, WhatsApp
50.	Shimla	Google Meet, CISCO, Webex
51.	Siliguri	Google Meet, Facebook, Youtube, Twitter, WhatsApp
52.	Srinagar	Google Meet
53.	Trivandrum	Google Meet, Zoom, Facebook, Youtube, Twitter, WhatsApp
54.	Varanasi	Google Meet, Facebook, Youtube, Twitter, WhatsApp, Telegram
55.	Vatakara	Google Meet, WhatsApp
56.	Vijayawada	Google Meet, Zoom, Facebook, Youtube, Twitter, WhatsApp
57.	Vishakhapatnam	Google Meet, Zoom, Facebook, Youtube, Twitter

Table 52 Regional Centre wise links of Facebook Page

S. No.	Regional Centre	Link of the RC Facebook Page
1.	Agartala	https://www.facebook.com/rcagartala
2.	Ahmedabad	https://www.facebook.com/ignourc.ahmedabad
3.	Aizwal	https://www.facebook.com/ignouaizawlofficial
4.	Aligarh	https://www.facebook.com/IGNOUALIGARHRC
5.	Angul	https://www.facebook.com/ignourcAngul
6.	Bangalore	https://www.facebook.com/rcbangalore.ignou.ac.in
7.	Bhagalpur	https://www.facebook.com/RCBhagalpur1
8.	Bhopal	https://www.facebook.com/IGNOU-RC-Bhopal-106097091982988
9.	Bhubaneswar	https://www.facebook.com/IGNOURCBBSR/
10.	Bijapur	https://www.facebook.com/ignou.bijapur.9
11.	Chandigarh	https://www.facebook.com/RCCHD
12.	Chennai	https://www.facebook.com/profile.php?id=100043317313767
13.	Cochin	https://www.facebook.com/IGNOURegionalCentreCochin/
14.	Darbhanga	https://www.facebook.com/ignourcdarbhanga/
15.	Dehradun	https://www.facebook.com/IGNOU-RC-Dehradun-105070502276672
16.	Delhi-1	https://www.facebook.com/ignourcdelhi1
17.	Delhi-2	https://www.facebook.com/ignourc2
18.	Delhi-3	https://www.facebook.com/rcdelhi3
19.	Deoghar	https://www.facebook.com/IGNOU-Regional-Centre-Deoghar-103524659069716/
20.	Gangtok	https://www.facebook.com/rcgangtok737102
21.	Guwahati	https://www.facebook.com/ignouguwahati04
22.	Hyderabad	www.facebook.com/ignou.Rch/ignou.hyderabadregionalcentre
23.	Imphal	https://www.facebook.com/ignou.imphalrc
24.	Itanagar	facebook.com/rcitanagarignou
25.	Jabalpur	@IGNOURCJABALPUR (https://www.facebook.com/ignourc.jabalpur.7
26.	Jaipur	https://www.facebook.com/OfficialpageRCJaipur
27.	Jammu	https://www.facebook.com/ignouregionalcenterjammu/
28.	Jodhpur	https://www.facebook.com/jodhpurrc
29.	Jorhat	https://www.facebook.com/IGNOU.Regional.Centre.Jorhat
30.	Karnal	http://facebook.com/rckarnal10/
31.	Khanna	https://www.facebook.com/ignoukhanna
32.	Kohima	https://www.facebook.com/profile.php?id=100078183912435
33.	Kolkata	www.facebook.com/IGNOUKolkataOfficial
34.	Koraput	https://www.facebook.com/admission.koraput/
35.	Lucknow	ignou RC Lucknow
36.	Madurai	https://www.facebook.com/ignou.rcmadurai.1
37.	Mumbai	https://www.facebook.com/ignourcmumbai/
38.	Nagpur	https://www.facebook.com/IGNOURCNAGPUR
39.	NOIDA	https://www.facebook.com/IGNOURCNOIDA
40.	Panaji	https://www.facebook.com/08RCPANAJI

41.	Patna	https://www.facebook.com/ignourcpatna05 , https://www.facebook.com/IGNOURCP
42.	Port Blair	https://www.facebook.com/ignourcportblair
43.	Pune	https://www.facebook.com/rc.pune.1/
44.	Raghunathganj	https://www.facebook.com/IGNOURaghunathganj
45.	Raipur	https://www.facebook.com/ignouraipur.raipurcg
46.	Rajkot	https://www.facebook.com/IGNOURegionalCentreRajkot
47.	Ranchi	https://www.facebook.com/ignou32ranchi/
48.	Saharsa	https://www.facebook.com/profile.php?id=100014288821331 https://www.facebook.com/rcsaharsa
49.	Shillong	https://www.facebook.com/IGNOUshillong
50.	Shimla	https://www.facebook.com/ignouregionalcentreshimla/ https://www.facebook.com/ignourcshimlalive/
51.	Siliguri	: https://www.facebook.com/ignourc.siliguri.9
52.	Srinagar	ignoursrinagar
53.	Trivandrum	https://www.facebook.com/ignourctvmofficial/?ref=pages_you_manage
54.	Varanasi	https://www.facebook.com/ignouvns
55.	Vatakara	https://www.facebook.com/IGNOU-Regional-Centre-Vatakara-100220378198817
56.	Vijayawada	https://www.facebook.com/profile.php?id=100083559002878
57.	Vishakhapatnam	https://www.facebook.com/IGNOUVisakhapatnam/

Table 53 Regional Centre wise usage of Facebook in MARCH 2024

S. No.	Name of Regional Center	Number of Posts on the RC Facebook Page for the month	Total Number of Likes on the RC Facebook Page	Total Number of followers of the RC Facebook Page
1.	Agartala	10	1400	1800
2.	Ahmedabad	9	0	0
3.	Aizwal	9	1000	1600
4.	Aligarh	66	246	25
5.	Angul	35	25	3400
6.	Bangalore	475	966	1260
7.	Bhagalpur	10	1100	1100
8.	Bhopal	48	2756	2750
9.	Bhubaneswar	52	155	590
10.	Bijapur	18	16602	19585
11.	Chandigarh	5	59	120
12.	Chennai	35	205	385
13.	Cochin	31	536	1070
14.	Darbhanga	58	23100	27228
15.	Dehradun	145	6100	7700
16.	Delhi-1	65	5100	11447
17.	Delhi-2	10	303	357
18.	Delhi-3	15	3930	4387
19.	Deoghar	55	2200	8030
20.	Gangtok	21	952	3700
21.	Guwahati	1	967	1005
22.	Hyderabad	3	496	847
23.	Imphal	31	25	521
24.	Itanagar	57	3400	4100
25.	Jabalpur	30	2100	2900
26.	Jaipur	17	1200	1400
27.	Jammu	57	4200	4800
28.	Jodhpur	210	3700	4700
29.	Jorhat	25	4500	5364
30.	Karnal	2	365	694
31.	Khanna	78	7000	8500
32.	Kohima	60	700	1000
33.	Kolkata	560	5000	5400
34.	Koraput	54	272	4363
35.	Lucknow	45	8660	10205
36.	Madurai	135	23	1757
37.	Mumbai	266	2393	3209
38.	Nagpur	11	1244	1599
39.	NOIDA	65	3350	3981

40.	Panaji	25	979	1100
41.	Patna	3	2	3000
42.	Port Blair	0	0	114
43.	Pune	30	101	850
44.	Raghunathganj	25	46	450
45.	Raipur	86	1812	2291
46.	Rajkot	13	1604	6900
47.	Ranchi	28	1000	2393
48.	Saharsa	60	4022	4775
49.	Shillong	24	302	1476
50.	Shimla	42	34000	46027
51.	Siliguri	42	3900	4900
52.	Srinagar	36	4913	6328
53.	Trivandrum	3	4900	6200
54.	Varanasi	94	129	1530
55.	Vatakara	100	130	1100
56.	Vijayawada	94	129	1530
57.	Vishakhapatnam	100	130	1100
	Total	3684	174429	254943

Table 54 Regional Centre wise Twitter Handles and their links.

S. No.	Regional Centre	RC Twitter Handle:	Link of the RC Twitter Account:
1.	Agartala	@RcagartalaS	https://twitter.com/RcagartalaS
2.	Ahmedabad	@centre_ignou	: https://twitter.com/centre_ignou
3.	Aizwal	@IGNOUAizawl	https://twitter.com/ignouaizawl
4.	Aligarh	@IGNOUALIGARHRC	http://twitter.com/AligarhRc
5.	Angul	https://twitter.com/IgnourcAngul	https://twitter.com/IgnourcAngul
6.	Bangalore	0	0
7.	Bhagalpur	:@BhagalpurRc	https://twitter.com/BhagalpurRc
8.	Bhopal	@ignou_rcbhopal	https://twitter.com/ignou_rcbhopal
9.	Bhubaneswar	Bhubaneswar@rcbhubaneswar	https://twitter.com/rcbhubaneswar
10.	Bijapur	IgnouB	https://twitter.com/ignouB
11.	Chandigarh	@chandigarh_rc	https://twitter.com/chandigarh_rc
12.	Chennai	@RCCHENNAI1	https://twitter.com/RCCHENNAI1
13.	Cochin	@IGNOU_RC_Cochin	https://twitter.com/ignou_rc_cochin?lang=en
14.	Darbhanga	@rc_ignou	https://twitter.com/rc_ignou
15.	Dehradun	@Dehradunignou	https://twitter.com/Dehradunignou
16.	Delhi-1	@IGNOURCDELHI1	https://twitter.com/IGNOURCDELHI1
17.	Delhi-2	IGNOU Regional Centre Delhi-2.	@ignou_2.
18.	Delhi-3	@ignourcdelhi3	https://twitter.com/ignourcdelhi3
19.	Deoghar	@rcdeoghar	https://twitter.com/search?q=%40rcdeoghar&src=typed_query&f=tweets
20.	Gangtok	@EntryRc	https://twitter.com/EntryRc
21.	Guwahati	@Guwahatilgnou	https://twitter.com/Guwahatilgnou?t=kMcFcAtI76N1EdJJbrU0Dw&s=09
22.	Hyderabad	@IGNOU_Hyderabad	https://twitter.com/IGNOU_Hyderabad
23.	Imphal	Ignou_Imphal	http://twitter.com/ignou_Imphal
24.	Itanagar	RC	twitter.com/ItanagarRC
25.	Jabalpur	@IGNOURCJABALPUR	https://twitter.com/ignourcjabalpur
26.	Jaipur	IGNOU RC Jaipur @ IgnouRc	https://twitter.com/ignouRc
27.	Jammu	@ignourcjammu	https://twitter.com/ignourcjammu
28.	Jodhpur	@IgnouJodhpur	https://twitter.com/ignouJodhpur
29.	Jorhat	@ignou_jorhat_37	https://mobile.twitter.com/ignou_jorhat_37
30.	Karnal	@karnal_rc	https://twitter.com/karnal_rc
31.	Khanna	@ignourckhanna	https://twitter.com/ignourckhanna
32.	Kohima	IGNOU RC Kohima	https://twitter.com/kohima_rc
33.	Kolkata	@IGNOUKolkata	www.twitter.com/IGNOUKolkata
34.	Koraput	https://twitter.com/KoraputRc	https://twitter.com/KoraputRc
35.	Lucknow	@ignoulucknow	https://twitter.com/IGNOULucknow
36.	Madurai	@ignourcmadurai	https://twitter.com/ignourcMadurai
37.	Mumbai	@ignoumumbai	https://twitter.com/ignoumumbai?s=08
38.	Nagpur	@ignourcnagpur	https://twitter.com/ignourcnagpur

39.	NOIDA	@rcnoida	https://twitter.com/rcnoida
40.	Panaji	@RcPanaji	https://twitter.com/RcPanaji
41.	Patna	@ignourcpatna	https://twitter.com/ignourcpatna
42.	Port Blair	@IGNOUPortBlair	https://www.twitter.com/IGNOUPortblair
43.	Pune	@IgnouPune	https://twitter.com/IgnouPune
44.	Raghunathganj	: https://twitter.com/rcraghunathganj	: https://twitter.com/rcraghunathganj
45.	Raipur	@IGNOURaipurRc	https://twitter.com/@IGNOURaipurRc
46.	Rajkot	@IGNOU_RC_Rajkot	https://twitter.com/IGNOU_RC_Rajkot
47.	Ranchi	@32rcranchi	https://twitter.com/32rcranchi
48.	Saharsa	@IgnouSaharsa	https://twitter.com/IgnouSaharsa/with_replies?lang=en
49.	Shillong	IGNOU RC SHILLONG	https://twitter.com/ignourcshillong
50.	Shimla	@IgnouShimla	https://www.twitter.com/IgnouShimla
51.	Siliguri	oo	https://twitter.com/IGNOURCSILIGUR1
52.	Srinagar	IGNOURCSRINAGAR	@IGNOURCSRINAGAR
53.	Trivandrum	@rctrivandru1	https://twitter.com/Ignoutrivandru1
54.	Varanasi	@IGNOUVaranasi	https://twitter.com/IGNOUVaranasi
55.	Vatakara	@IVatakara	https://twitter.com/IVatakara
56.	Vijayawada	IGNOU RC VIJAYAWADA	https://twitter.com/RcIgnou
57.	Vishakhapatnam	IGNOU RC, Visakhapatnam	https://twitter.com/RCVisakhapatnam

Table 55 Regional Centre wise usage of Twitter in MARCH 2024

S. No.	Name of Regional Center	Number of posts on Twitter for the month	Total Number of followers of the RC Twitter handle
1.	Agartala	8	169
2.	Ahmedabad	3	0
3.	Aizwal	2	102
4.	Aligarh	38	179
5.	Angul	20	459
6.	Bangalore	6660	550
7.	Bhagalpur	12	884
8.	Bhopal	45	1499
9.	Bhubaneswar	52	491
10.	Bijapur	12	587
11.	Chandigarh	5	1377
12.	Chennai	11	254
13.	Cochin	29	1016
14.	Darbhanga	58	2118
15.	Dehradun	20	6570
16.	Delhi-1	84	1569
17.	Delhi-2	5	211
18.	Delhi-3	15	342
19.	Deoghar	55	1076
20.	Gangtok	21	1056
21.	Guwahati	9	315
22.	Hyderabad	3	266
23.	Imphal	19	399
24.	Itanagar	59	1220
25.	Jabalpur	30	741
26.	Jaipur	0	139
27.	Jammu	18	772
28.	Jodhpur	110	1419
29.	Jorhat	25	1019
30.	Karnal	2	20
31.	Khanna	74	1060
32.	Kohima	3	342
33.	Kolkata	48	2926
34.	Koraput	102	338
35.	Lucknow	50	3364
36.	Madurai	129	1334
37.	Mumbai	235	2382

38.	Nagpur	28	96
39.	NOIDA	65	3399
40.	Panaji	17	81
41.	Patna	2	645
42.	Port Blair	0	45
43.	Pune	43	357
44.	Raghunathganj	33	866
45.	Raipur	45	1743
46.	Rajkot	11	335
47.	Ranchi	0	324
48.	Saharsa	29	397
49.	Shillong	13	116
50.	Shimla	9	1227
51.	Siliguri	49	1091
52.	Srinagar	10	1082
53.	Trivandrum	31	188
54.	Varanasi	75	397
55.	Vatakara	100	667
56.	Vijayawada	75	397
57.	Vishakhapatnam	100	667
	Total	8806	52685

Table 56 Regional Centre wise links of Youtube Channel

S. No.	Regional Centre	Link of the RC Youtube page:
1	Agartala	https://www.youtube.com/channel/UCMTj-G3rbjA5jClqC3DMuqw
2	Ahmedabad	https://www.youtube.com/results?search_query=ignou+rc+ahmedabad+
3	Aizwal	https://www.youtube.com/ignouaizawl
4	Aligarh	https://www.youtube.com/channel/UC_iHluqavc1mkkanZQCI9EQ
5	Bangalore	0
6	Bhagalpur	https://www.youtube.com/channel/UCI_csaWUlln-w34jb3jN6RA
7	Bhopal	https://www.youtube.com/channel/UCyYpLIW-PVxAnAt0DjgFP5w
8	Bhubaneswar	https://www.youtube.com/channel/UCnKaOo4fwCtnPeqf0Hz2n7A
9	Bijapur	https://www.youtube.com/channel/UCRHjPp9G-0RBR2IstfslqBQ
10	Chandigarh	https://www.youtube.com/channel/UCq61ZIGvMAp0hfPCIp0ba2A
11	Chennai	https://www.youtube.com/channel/UChAhidlahOaZKU9RjhbUcjQ
12	Cochin	6. https://www.youtube.com/channel/UCgV2TOD7nhCfBgyU42sx5rQ
13	Darbhanga	https://www.youtube.com/channel/UCJ3Yy8UXX3NnaFPeDXycMgQ
14	Dehradun	https://www.youtube.com/channel/UC5irL5vwTMNutzTVIAbVP4w
15	Delhi-1	https://www.youtube.com/channel/UCYr2p0BoA-OSaJPPWtT_qnA
16	Delhi-2	https://www.youtube.com/c/IGNOURC Delhi1-07
17	Delhi-3	IGNOU Regional Centre Delhi-2
18	Deoghar	https://www.youtube.com/channel/UCB_4cA0tCfeQttOyvwkkGHA
19	Gangtok	https://www.youtube.com/channel/UCeFg6FMlb5GBrUM0C05hFbg
20	Guwahati	https://www.youtube.com/channel/UCBaZgKrComCdFSwAUHLFAIA
21	Hyderabad	https://youtube.com/channel/UCiWlhVRWaxiziqeat-flI6w
22	Imphal	https://www.youtube.com/channel/UCijSCHAg68UcrPO2FiURXfw
23	Itanagar	https://www.youtube.com/channel/UCxFE6hc26FDkn-mNMvjutBw
24	Jabalpur	youtube.com@ignouregionalcentreitanagar4525
25	Jaipur	https://www.youtube.com/user/IGNOUjabalpur
26	Jammu	https://www.youtube.com/c/rcjaipurignou23
27	Jodhpur	https://www.youtube.com/@ignourcjammu12
28	Jorhat	https://www.youtube.com/channel/UC8axcSrvR3BZRSPHbW8QQWA
29	Karnal	https://www.youtube.com/channel/UCuULhycO6VQmJqA3GWfaJ1A
30	Khanna	https://www.youtube.com/channel/UCQLy1RYq_vll1yAWI96C6Qg
31	Kohima	https://www.youtube.com/channel/UCLOKEx3Qek9LwSvyClx5j-Q
32	Kolkata	https://www.youtube.com/channel/UCTgXVEb1VbHGXAwxNSQCT2g
33	Koraput	www.youtube.com/c/IGNOURCKolkataOfficial
34	Lucknow	https://www.youtube.com/channel/UC6x_6rT1b-b7g0lb7o1BulQ/featured
35	Madurai	https://www.youtube.com/channel/UCaeD75ucKWeeKVmW_AUWAYg
36	Mumbai	https://www.youtube.com/channel/UCPpO0bWJRRxEluTF83swbVw
37	Nagpur	https://www.youtube.com/channel/UCxjWrq2oZYJe_cCb6oW2XuA
38	NOIDA	www.youtube.com/@IGNOU.NAGPUR
39	Panaji	https://www.youtube.com/channel/UC1Dlpdo414DaHQwAFdoaffQ

40	Patna	https://www.youtube.com/channel/UCChfJnu7NJTz1rz6F0nZS9w
41	Port Blair	https://www.youtube.com/ignourcpatna05
42	Pune	https://www.youtube.com/channel/UC6JNl9_wRe83WxTD_kntW3Q
43	Raghunathganj	https://www.youtube.com/channel/UCWY_PKDE8TW-q8xtghmEheA
44	Raipur	0
45	Rajkot	https://www.youtube.com/channel/UCebuUcDvbr2oz-NKtgKzmw
46	Ranchi	https://www.youtube.com/channel/UC6pVAhGJa0M3IZ4iACw4dsg
47	Saharsa	https://www.youtube.com/c/rcranchi32
48	Shillong	https://www.youtube.com/channel/UChNkll_fvaPrWhM30F2OsFw
49	Shimla	https://www.youtube.com/channel/UCe2e93Yt7QlfmUylwB1uRww
50	Siliguri	https://youtube.com/channel/UCzXXy5G9oAV3sb2QKF8HAFw https://youtube.com/channel/UCtA7FTkL94QqfoKdQ5Vo4zQ
51	Srinagar	https://www.youtube.com/channel/UCYage4DOztDzl6aNOOA-c7Q
52	Trivandrum	RCSRINAGAR
53	Varanasi	https://www.youtube.com/channel/UCMRjn36VfmRIUSbs5GovBtg
54	Vatakara	https://www.youtube.com/channel/UCFIBOXI2MARPjSjbxvA0QYg
55	Vijayawada	https://www.youtube.com/@RegionalCentreVatakara
56	Vishakhapatnam	https://www.youtube.com/channel/UCvIhyqNIHmxvxpIOxj41pQ



Table 57 Regional Centre wise usage of Youtube

S. No.	Name of Regional Center	Number of posts on Youtube during the month	Total Number of subscribers of the RC Youtube channel
1.	Agartala	0	399
2.	Ahmedabad	0	0
3.	Aizwal	0	913
4.	Aligarh	0	691
5.	Angul	25	0
6.	Bangalore	0	254
7.	Bhagalpur	1	1175
8.	Bhopal	0	2174
9.	Bhubaneswar	0	344
10.	Bijapur	0	1007
11.	Chandigarh	14	444
12.	Chennai	0	319
13.	Cochin	1	1370
14.	Darbhangha	3	4007
15.	Dehradun	0	197
16.	Delhi-1	1	2983
17.	Delhi-2	0	23
18.	Delhi-3	0	412
19.	Deoghar	0	1385
20.	Gangtok	0	424
21.	Guwahati	0	116
22.	Hyderabad	0	193
23.	Imphal	0	781
24.	Itanagar	13	2080
25.	Jabalpur	2	717
26.	Jaipur	0	1590
27.	Jammu	0	1790
28.	Jodhpur	1	1310
29.	Jorhat	0	1997
30.	Karnal	0	155
31.	Khanna	4	3250
32.	Kohima	0	58
33.	Kolkata	10	1800
34.	Koraput	1	273
35.	Lucknow	0	5591
36.	Madurai	8	3290
37.	Mumbai	1	5538

38.	Nagpur	0	300
39.	NOIDA	8	7153
40.	Panaji	0	24
41.	Patna	0	4002
42.	Port Blair	0	0
43.	Pune	1	12
44.	Raghunathganj	2	397
45.	Raipur	26	5410
46.	Rajkot	0	302
47.	Ranchi	0	130
48.	Saharsa	6	1657
49.	Shillong	1	81
50.	Shimla	0	775
51.	Siliguri	6	8900
52.	Srinagar	0	4688
53.	Trivandrum	6	13500
54.	Varanasi	10	704
55.	Vatakara	3	644
56.	Vijayawada	10	704
57.	Vishakhapatnam	3	644
	Total	167	99077



Annexure I : Other Events

Regional Centers' Report
on
Participations during Foundation Laying Ceremony of Three Semiconductor Facilities
by the
Hon'ble PM on 13th March 2024



IGNOU RSD Report on Implementation

Mera Pehla Vote Desh ke Liye - A Campaign of MoE, GOI

At IGNOU Regional Centres



Bijapur

Celebration of International Women's Day collaboration with 1307 Bijapur on 8th March, 2024



A seminar on “Semiconductor Usage on National Development with Special reference to Education” was organized at B.V.V,Sangh Basaveshwar Science College Bagalkot, Karnataka on 13th March, 2024 from 9.30AM to 10.30AM. Dr. Prabhudev Mandi, Associate Professor was the invited Guest speaker from Physics background. He highlighted that it is the need of the hour to National Development in the field of Electronics and Communication, especially educational communication like online web-based Education etc.

Since most of the students Participants are from Education and Science background, their queries were answered during the interaction. Soon after the seminar, they viewed the Hon'ble Prime Minister's Foundation Laying Ceremony from 10.30AM onwards till the end.

About 107 students and other invited guest were attended the Programme. Besides, RC Bijapur the Programme viewed by all staff members.

1) Voters' Pledge was taken by RC Bijapur staff on 5th March, 2024.

2) Further, RC Bijapur has also a Planning to motivate First time voters at neighboring Education Institution including JSS College of Education Bijapur. Besides a walk ton highlights the importance of voting. We will also be organized the Campus.



Chennai

WEBINAR ON "Gender Justice and Personal Laws in India"

CONDUCTED ON 07-03-2024 to celebrate International Women's Day

As part of International Women's Day Celebrations, IGNOU Regional Centre, Chennai organized a Webinar on Gender Justice and Personal Laws in India on 07-03-2024.

The webinar on "General Justice and Personal Laws in India" was organized to delve into the intricacies of personal laws and their intersection with general justice in the Indian legal system. The webinar aimed to foster a deeper understanding of the legal landscape concerning personal laws and their implications on justice delivery in India.

Resource Person: Ms V R Uma, Assistant Professor, Dr Ambedkar Government Law College, Mathur Road, Kalapet, Puducherry 605014

Dr K Panneerselvam, Senior Regional Director welcomed the Resource Person, Coordinators of the LSCs and all the students who attended the Seminar. In his Presidential Address, the Senior Regional Director stated that Women have been an integral part of India's culture and society since ancient times. However, the status of women in India has been a topic of debate and concern for many years. Despite the progress made in recent years, there are still many challenges that women in India face today. In recent years, there have been many positive developments in India's efforts to empower women. The government has implemented several programs and policies aimed at improving women's health, education, and economic opportunities. There has been a significant increase in the number of women participating in the workforce, and women have achieved high positions in various fields, including politics, business. Ms V R Uma, Assistant Professor, Dr. Ambedkar Government Law College, Mathur Road, Kalapet, Puducherry – 605 014 addressed the participants and e:

Overview of Personal Laws in India: The webinar commenced with an overview of personal laws in India, highlighting the diverse array of laws governing different religious communities, such as Hindu, Muslim, Christian, and others. Each community has its set of personal laws governing matters like marriage, divorce, inheritance, and succession.

Intersection of Personal Laws and General Justice: The speaker elaborated on the complexities arising from the coexistence of personal laws alongside general principles of justice enshrined in the Indian Constitution. Discussions centered around the challenges of reconciling personal laws with constitutional guarantees of equality, justice, and fundamental rights.

Gender Justice and Personal Laws: A significant portion of the webinar was dedicated to exploring the interface between personal laws and gender justice. Speakers critically analyzed how certain provisions within personal laws might perpetuate gender inequalities and discrimination, particularly concerning issues like divorce, maintenance, and inheritance rights.

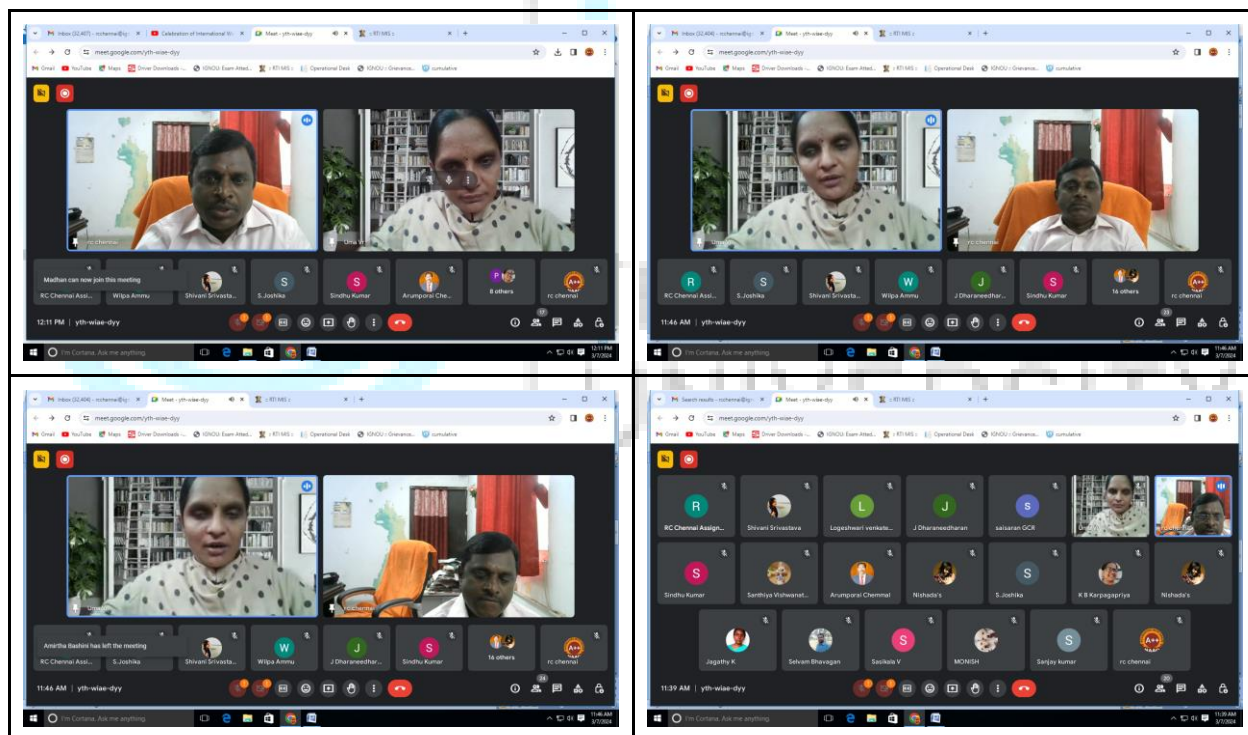
Legal Reforms and Challenges: The webinar shed light on ongoing legal reforms aimed at harmonizing personal laws with principles of gender equality and justice. However, speakers also underscored the formidable challenges associated with reforming deeply entrenched personal laws, including societal resistance, religious sensitivities, and legislative inertia.

Role of Judiciary and Civil Society: The role of the judiciary and civil society in promoting justice within the framework of personal laws was emphasized. Speakers highlighted landmark judicial

pronouncements that have advanced the cause of gender justice and advocated for progressive reforms in personal laws. Moreover, the importance of civil society activism in raising awareness and advocating for legal reforms was underscored.

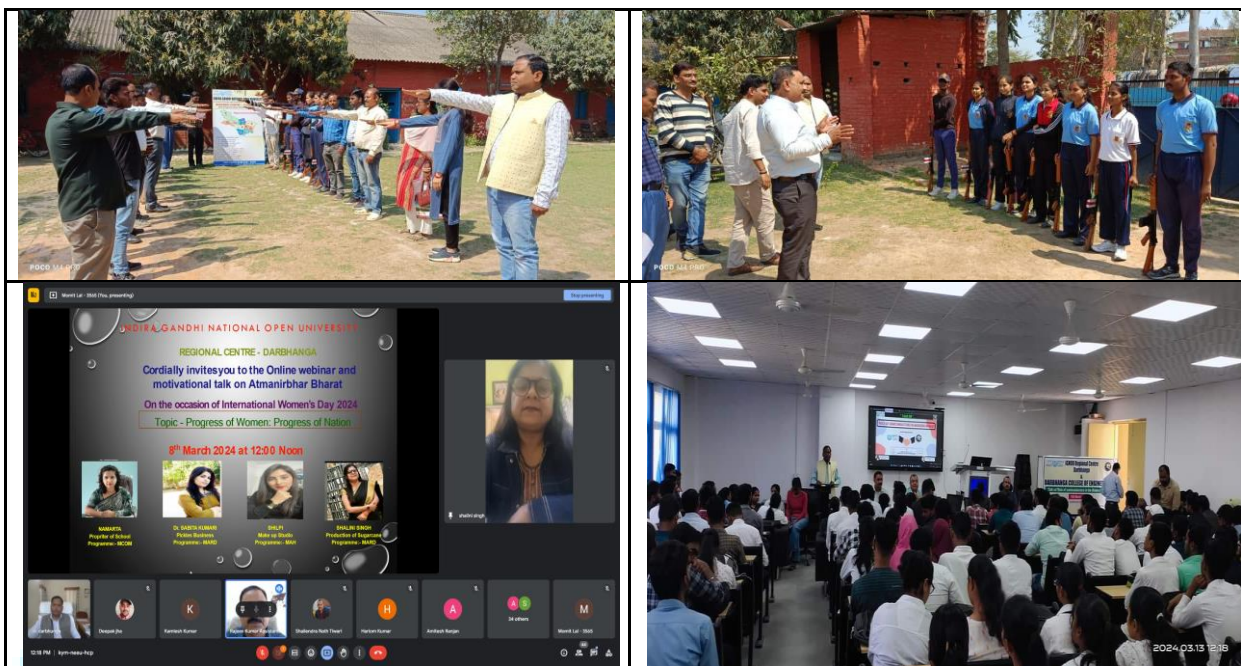
The webinar on "General Justice and Personal Laws in India" provided a comprehensive platform for dialogue and deliberation on the intricate relationship between personal laws and general justice. Through insightful discussions and analysis, participants gained a deeper understanding of the challenges and opportunities inherent in reconciling personal laws with constitutional imperatives of equality and justice. Moving forward, it is imperative to continue the discourse and collective efforts towards fostering a legal framework that upholds principles of gender equality, justice, and individual rights within the realm of personal laws in India.

The Webinar ended with a Vote of Thanks proposed by Dr Sk Zareena, ARD, RC-Chennai.



Darbhanga

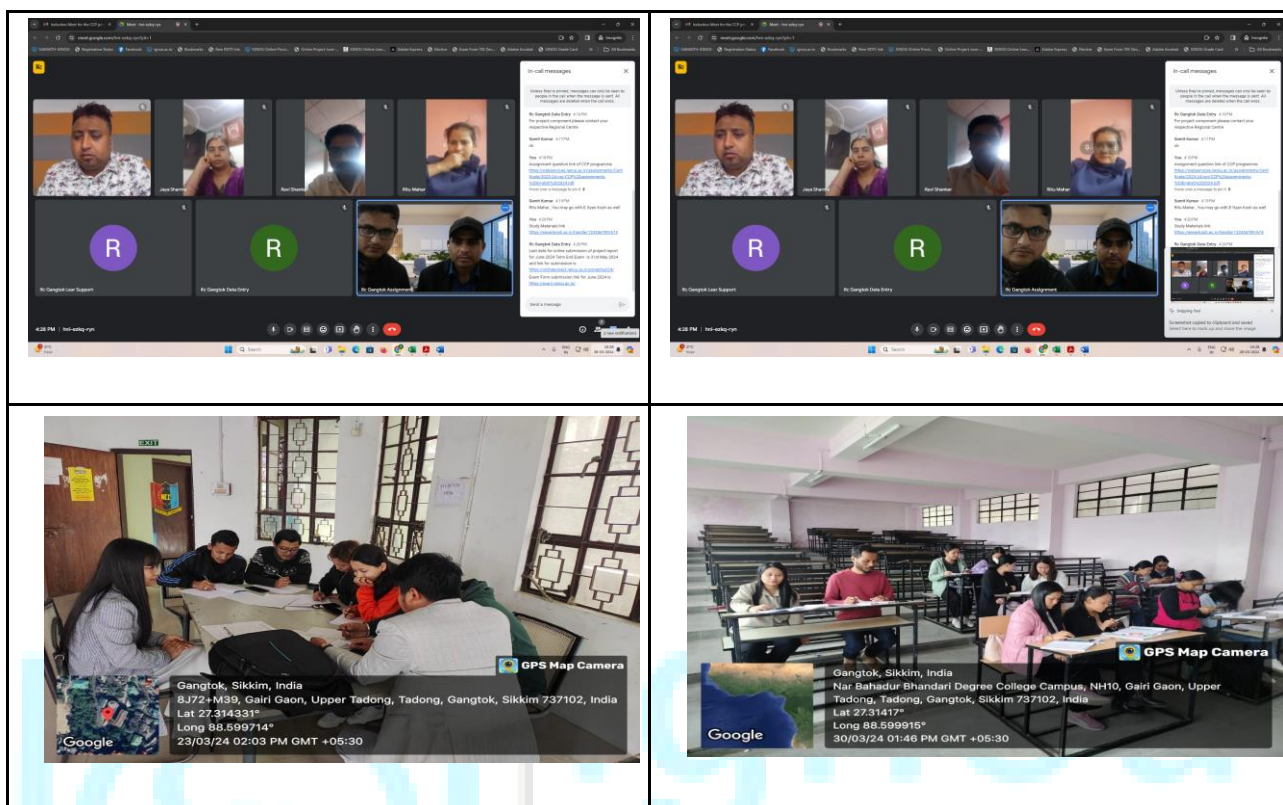
- Mera pehla vote desh ke liye awareness camp to NCC cadets at Regional Centre, Darbhanga
- Mera Garv chunav ka parv place to vote in General Election 2024 at Regional Centre, Darbhanga
- by the RC Staff and the students of RC Darbhanga



- An Online webinar and motivational talk organized on the occasion of International Women's Day held on 08th March 2024 on the topic "Progress of women, Progress of Nation."
- Programme on the topic "Role of Semiconductors in the modern world" Jointly organized by IGNOU RC Darbhanga and Darbhanga College of Engineering in offline mode.

Gangtok

- Induction Meet for the CCP programme January-2024 session as Nodal RC: An Online Induction meeting for the freshly enrolled learners in the January-2024 session was held on 28th March, 2024 4-5 P.M through the Google Meet link <https://meet.google.com/hni-ezkq-ryn>. The meeting was organized by RC Gangtok being identified as the nodal RC for the CCP programme for the January-2024 session. The online meet saw participation of 10-12 learners which was hosted by the Assistant Regional Director, Dr. Rajesh Kumar Meena along with necessary intervention from other RC officials. Screenshots of the meeting are attached below,



- Academic Counselling of BLIS & BCA programme: Venue of the sessions- Nar Bahadur Bhandari Degree College, Tadong, Gangtok
Study center:2401
Month: March

Year: 2024

Sl No	Prog	Counselling session				Learners in counselling session			
		Theory		Practical		Assigned		Attended	
		Proposed	Held	Proposed	Held	Theory	Practical	Theory	Practical
1	BLIS	--	--	08	08		16		13
2	BCA	--	--	08	08		08		07
3	DECE	04	02	--	--	25		11	

Jaipur

- An Orientation program at SSG Pareek College Jaipur on 14.03.2024. Dr. Mamta Bhatia, Sr. Regional Director addressed all students and college staff on skill-oriented programs of IGNOU, Balika Durasth Shiksha Yojna, and IGNOU activities. Dr. Rammurti Meena, Assistant Regional Director also addressed all students on term end examination, admission, and evaluation scheme of IGNOU. About 110 students and faculty members were present in the program.
- A lecture was organized at Suresh Gyan Vihar University, Jaipur on 20.03.2024. Dr. Mamta Bhatia, Sr. Regional Director attended the program as Chief Speaker and gave a presentation on Effective Communication. She also emphasized the role of communication in personality

development. She also addressed all participants about IGNOU skill-oriented programs, Balika Durasth Shiksha, and career-oriented programs of IGNOU. About 75 participants were present in the program.



- A lecture was organized on occasion of the "Inauguration of the Three Semiconductor Units under India's Viksit Bharat Mission" on 13th March 2024 at ISIM Auditorium, Mansarovar, Jaipur. DR. Mamta Bhatia, Sr. Regional Director addressed all participants and learners. She emphasized on the importance of semiconductors in our day to day life and congratulated all learners who come to attend this historical programme. Prof. Y.K. Vijay, Director, Centre for Innovation in Science Teaching (CIST), IIS Deemed to University, Jaipur was the Chief Speaker on the occasion. Prof. Vijay delivered a lecture on Integrated Solutions with Semiconductors in the New Digital Era and gave a presentation on the role of material science in changing the lives of everyone. He also demonstrated crystal structure, crystallization process, nature and man-made materials, Stone Age to carbon age.

- Dr. Mamta Bhatia, Sr. Regional Director, all Academic and Administrative staff members of IGNOU Regional Centre, Jaipur watched a live webcast of laying the foundation stone of 3 semiconductor facilities in Gujarat & Assam by Hon'ble Prime Minister Sh. Narendra Modi Ji. Dr. Indu Ravi, Assistant Regional Director coordinated the activity.

Jammu

Monitoring of BLIS Practical Examinations at LSC 1212P, Department of Library and Information Sciences, University of Jammu on 04.03.2024.



Campaign on “Mera Pehla Vote Desh Ke Liye” organized at Regional Centre Jammu on 05.03.2024.



Regional Director, Dr. Jai Prakash Verma participated in the “Saral Manak Sanskrit Workshop organized by Central Sanskrit University Jammu campus in Govt. MAM College Jammu on 12.03.2024

Regional Centre Jammu participated in the virtual Foundation Laying ceremony of Three Semiconductor Facilities by the Hon'ble Prime Minister and organized lecture on the theme “Importance of semiconductors in today’s era 13.03.2024 in which Prof. Inamul Haq Wani, Assistant Professor in Physics, Govt. MAM College Jammu was the resource person.


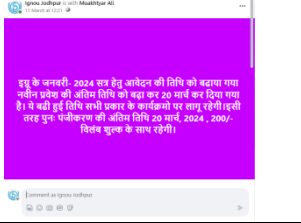

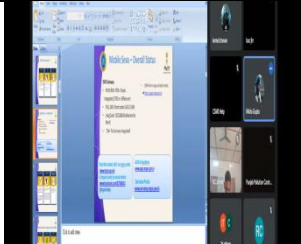


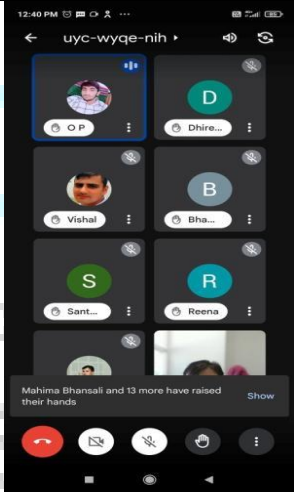
Jodhpur


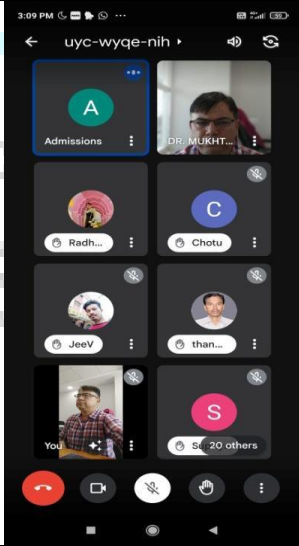
Other Event March 2024

S. No.	Date	Programme	Resource Person	Line & Photographs
1.	01/03/2024	Information sharing and guidance to learners for extended of Last date for January 2024 session through social media	Dr. Muakhtyar Ali, ARD	
2.	05/03/2024	Participant as resource person in Education Conference organized by United Umah Welfare Society Jodhpur	Dr. Muakhtyar Ali, ARD	
3.	05/03/2024	Meeting with NCIDE	Dr. Sachin Shridhar Sukhadeve, RD	
4.	05/03/2023	Conducted of BLIS 230 Survey report Viva & Evaluation of BLIS 230 Internship report	Dr. Rupali Srivastava, ARD	

5.	06/03/2024	Induction Meet of CPDT learners for January 2024 session during this meeting 94 learners were participant	Dr. Sachin Shridhar Sukhadeve, RD Dr. Ajay Vardhan Acharya, ARD Dr. Muakhtyar Ali, ARD	
6.	06/03/2024	Series No. 90th Weekly Online Student Grievance Redressal Camp & pre admission counseling for January- 2024 session (Every Wednesday through Google Meet) on 06/03/2024 in this Grievance Camp 47 queries were solved.	Dr. Sachin Shridhar Sukhadeve, RD Dr. Muakhtyar Ali, ARD Dr. Rupali Srivastava, ARD	
7.	01-08/03/2024	Organized Sports and Culture activities for RC Jodhpur staff	Dr. Rupali Srivastava, ARD	
8.	08/03/2024	41th Facebook Live Programme on :- * Induction cum orientation of CLIS Learners for January 2024. * Submission of Assignments (Special reference of LSC-2304) * Submission of Examination form for TEE June - 2024. * Student Support in reference : Theory Counselling, Practical	Dr. Muakhtyar Ali, ARD	https://www.facebook.com/jodhpurrc/videos/932529288525221/

		Counselling & Guide of Project.		
9.	08/03/2024	Panel Discussion on International Women's Day	Dr. Sachin Shridhar Sukhadeve, RD	
10.	11/03/2024	Information sharing and guidance to learners for extended of Last date for January 2024 session through social media	Dr. Muakhtyar Ali, ARD	
11.	12/03/2024	Organized lecture "From Diode to Nanoscale Transistors : An Overview at LSC – 88053, GD Memorial College, Jodhpur on the occasion of foundation stone of 03 semiconductor facilities in Gujrat & Assam by Hon'ble PM (Participant 150 learners)	Dr. Sachin Shridhar Sukhadeve, RD Dr. Muakhtyar Ali, ARD Dr. Ajay Vardhan Acharya, ARD Dr. Rupali Srivastava, ARD	
12.	12/03/2024	Participated as NYLP Resource person NavBharat Viksit Bharat 2047 at Mayurakashi Group of College Jodhpur. Nehru Youth Centre Youth and Sports Ministry GoI	Dr. Ajay Vardhan Acharya, ARD	
13.	13/03/2024	Meeting with C-DAC	Dr. Sachin Shridhar Sukhadeve, RD Dr. Muakhtyar Ali, ARD Dr. Ajay Vardhan Acharya, ARD Dr. Rupali Srivastava, ARD Sh. R.S. Meena & other staff.	
14.	16/03/2024	Guidance to girls learners for apply scholarship of	Dr. Muakhtyar Ali, ARD	https://www.facebook.com/photo/?fbid=240

		Balika Durasth Shiksha Yojana, Govt. of Rajasthan		7315106124466&set=a.444031182452878
15.	18/03/2024	Visit & Meeting with Deputy Director, Department of Social & Justice & Empowerment, Jodhpur regarding issue in Verification in Scholarship	Dr. Sachin Shridhar Sukhadeve, RD Dr. Muakhtyar Ali, ARD	
16.	18/03/2024	Visit and meeting with Director and Staff TEPSE & HEPSE Centre, Dept. of Psychology, JNVU, Jodhpur regarding establishment of New LSC for BED Special (ID)	Dr. Sachin Shridhar Sukhadeve, RD Dr. Muakhtyar Ali, ARD	
1.	20/03/2024	Series No. 91 Weekly Online Student Grievance Redressal Camp & pre admission counseling for January- 2024 session (Every Wednesday through Google Meet) on 20/03/2024 in this Grievance Camp 72 queries were solved.	Dr. Sachin Shridhar Sukhadeve, RD Dr. Muakhtyar Ali, ARD	
2.	20/03/2024	भारतीय वनस्पति सर्वेक्षण विभाग भारत सरकार के द्वारा 20 मार्च 2024 को राज भाषा हिंदी को बढ़ावा देने के लिए प्रथम सत्र में हिंदी कार्य को सुगम बनाने में हिंदी आईटी टूल्स का प्रयोग विषय पर व्याख्यान दिया गया	डॉ. अजय वर्धन आचार्य, सहायक क्षेत्रीय निदेशक	
3.	21/03/2023	Information sharing and guidance to learners for extended of Last date for January 2024 session through social media	Dr. Muakhtyar Ali, ARD	

4.	22/03/2024	Facebook Live Programme on :- * School of Agriculture related Programme and Job Opportunity * Balika Durasth Shiksha Yojana - 2023-24 * Early Declaration of Result for June - 2024 TEE * Online submission of Project/Dissertation/Field Work Journals/Internship Reports for June, 2024 TEE	Dr. Muakhtyar Ali, ARD	https://www.facebook.com/photo/?fbid=1753168578499081&set=a.203131573502797
5.	26/03/2024	Conducted TDS awareness workshop with collaboration with Income Tax Department	Dr. Sachin Shridhar Sukhadeve, RD Dr. Muakhtyar Ali, ARD Dr. Ajay Vardhan Acharya, ARD	
6.	27/03/2024	Series No. 92 Weekly Online Student Grievance Redressal Camp & pre admission counseling for January- 2024 session (Every Wednesday through Google Meet) on 27/03/2024 in this Grievance Camp 65 queries were solved.	Dr. Sachin Shridhar Sukhadeve, RD Dr. Muakhtyar Ali, ARD	
7.	27/03/2024	Visit and meeting with Registrar JNVU, Jodhpur for Establishment of New LSC for BED Special (ID)	Dr. Sachin Shridhar Sukhadeve, RD Dr. Muakhtyar Ali, ARD	
8.	27/03/2024	Visit and meeting with Hon'ble VC, Agriculture University of Rajasthan for Establishment of New LSC for Agriculture programme	Dr. Sachin Shridhar Sukhadeve, RD Dr. Muakhtyar Ali, ARD	

Jorhat

Celebration of International Women's Day 2024 at IGNOU Regional Centre

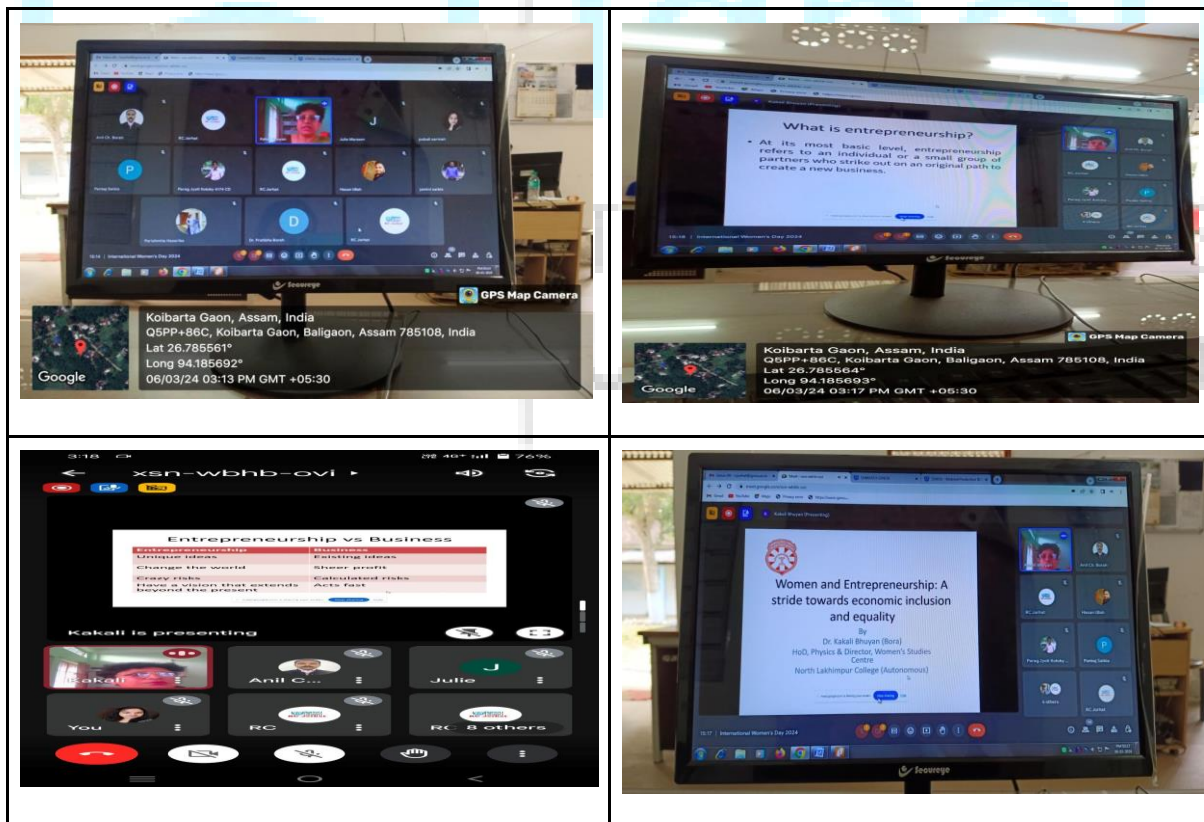
International Women's Day was celebrated under RC Jorhat. As a part of International Women's Day celebration, a Webinar was organized on 6th March 2024 on the topic "Women in Entrepreneurship". The webinar was started at 3.00 PM by the welcome speech delivered by the Senior Regional Director, Dr. Anil Ch. Borah. Dr. Kakali Borah, HOD (Dept. Of Physics) and Director of Women's Study Centre, North Lakhimpur College (Autonomous) was the speaker of the event.

Dr. Kakali Borah delivered a lecture on the said topic and made a presentation sharing some stories about women entrepreneurs who have established their business enterprises or start-up by breaking stereotypical gender barriers. She elaborated how from job seekers women have become job providers thereby contributing to an accelerated progress towards Atmanirbhar Bharat and also towards the vision of Viksit Bharat-2047. She briefed that, due to continuous discrimination and conditioning, especially on the basis of the socially construct concept of feminine it is obvious that there would be enormous obstacle for a woman to be an entrepreneur. For that, promotion of women as entrepreneur requires an objective approach that can be classified as follows

1. Financial inclusion that includes
 - (a) Opening of bank account,
 - (b) Linking of adhar and pan card with the account,
 - (c) Penetration to every household by the correspondents of NABARD, CSC and banks in order to provide the necessary bank service,
 - (d) Intervention by the developing sectors (NGOs, corporate CSRs) for creating good credit score through grants, returnable grants for creating a profile for getting loans under formal banking sector
2. Capability Building that includes
 - (a) Training on skill, innovation and finance based on what market would demand is to be highlighted while addressing the local issues of the women
 - (b) Equipping the women work force with courses on alternative income generation techniques along with all technical trainings

- (c) Bringing women under an organizational setup which could monitor the progress and aid when necessary. Self Help groups (SHG) and Farmer Producer Operations (FPO) are perfect examples of such organizations
3. Providing accessibility to market, that includes providing a market and market linkage using platforms like e-NAM (National Agriculture Market) and ONDC (Online Digital Commerce)

Despite the hurdles and the hardships, India is witnessing a substantial growth in women entrepreneurship. From the success story of the seven Gujrati entrepreneurs led by Jaswantiben Jamnadas Popat in 1959, establishing the Lizzat papad venture to Indra Noovi, from Anu Aga to Ankiti Bose, the story is still in progress. However, there are still miles to go before we could really realize economic inclusion and equality for women, without which the goal of sustainable development through gender equity would remain a distant dream.



Kohima

IGNOU Program awareness programme at Yingli College, Longleng on 06.03.2024



IGNOU Program awareness programme at St Xavier College, Jalukie on 26.03.2024



Kolkata

Report on International Women's Day

Regional Centre, Kolkata celebrated International Women's day on 8th March 2014 by organizing an international webinar “ Talking Gender through the Borderless Lens of Innovation, Creativity and Enterprise Building” at 8:00 pm.

More than 50% of IGNOU learners are women who come from both the urban professional class as well as from backward classes and grassroots. IGNOU as a university especially sensitive to addressing the concerns of marginalized sections, our activities are oriented towards motivation and upliftment of society by democratizing education for which women form a large section of our focus. Moreover, Ministry of Education, Govt. of India through National education policy 2020 has initiated the Institutions Innovation Council (IIC) for selected Higher Education Institutions to encourage, inspire and nurture students by supporting them to work with new ideas and transform their ideas into prototypes, while they are in formative years. We are pleased to

inform you that Regional Centre Kolkata with the active support of IGNOU-Institutional Innovation Cell under the aegis of the Institution's Innovation Council (IIC 6.0) has an active Innovation support system for IGNOU learners. We decided to merge these concerns and celebrate Innovation, Creativity and Enterprise building with a special focus on Women.

Swami Sarvapriyananda Minister and spiritual leader of the Vedanta Society of New York, was invited as the main speaker on this occasion. It was felt that if we are to examine gender through the lens of Innovation and entrepreneurship we are once again confronted with Swami Vivekananda's ideals of universalism, service, and spiritualism in daily life. These values of connected existence, our borderless identities make it very difficult to fathom the real world of differences and competition, exploitation and domination. We were privileged to have Swami Sarvapriyananda, President of Vedanta Society New York for his insights about this. The discussion was given a pragmatic grassroot perspective by our distinguished panel of experts Professor Soma Sen, School of Social Work, San Jose State University, Professor Ena Ray Banerjee, Senior Professor of Zoology at, the University of Calcutta, Ms Jahnabi Phookan, Director Assam Bengal Navigation Company, Founder Lahe Looms LLP and Mr. Prabhat Bezbaruah, Director, BOKAHOLA tea estate, Former Chairman Tea Board.

The meeting started with welcome remarks by Dr. O P Mishra who was specially invited for this occasion. Dr. Sujata Dutta Hazarika, Sr. Regional Director expressed her gratitude for the opportunity to conceptualize and ideate the Webinar on behalf of IGNOU and elaborated the conceptual premises as an effort to unearth the ground breaking realities about women in Innovation and Enterprise building. Do these manmade social constructs actually matter, and how can we transcend differences that exist to create a society that is sustainable, desirable, shareable with all and achievable too given the limitations of our society. What role can education fulfill in this connected existence?

Swami Sarvapriyananda, Minister and spiritual leader of the Vedanta Society of New York stated the situation of women has changed dramatically over the centuries. He pointed Swami Vivekananda's role in upliftment of women who called for the establishment of schools and colleges exclusively for women, ensuring that they receive education tailored to their needs and

aspirations. He believed that educated women would not only uplift themselves but also contribute significantly to the progress of the nation.

After the lecture by Swamiji, The discussant stimulated discussion and presented views and opinions among the members of the audience.

A total of 262 participants attended the meeting.

A brief report on observation of Mera Pehla Vote Desh Ke Liye Campaign at Regional Centre Kolkata

In sync with the Govt of India's initiation of the 'Mera Pehla Vote Desh Ke Liye' campaign in higher educational institutions nationwide Regional Centre Kolkata organized a Webinar on Monday, 04th March 2024 at 07.00 pm to inspire and mobilise youth, particularly first-time voters, and sensitise them about the significance of voting for the nation's collective welfare.

Professor Samir Kumar Das, Professor of Political Science and Director, Institute of Foreign Policy Studies, University of Calcutta was invited to deliver a lecture on the topic "Celebrating Democracy through Elections in India" to motivate our learners to vote especially the first time voters and understanding of the electoral process.

The webinar started off with a welcome address by Dr. Sujata Dutta Hazarika, Sr Regional Director requesting all the stake holders to spread the message of "Mera Pehla Vote Desh Ke Liye" campaign encouraging first time voters to participate in the electoral process in large numbers.. She spoke about the role of Innovation Club towards making the electoral process more participative and invited people from all walks of life. She told that In a democracy, the act of voting is not just a right but a solemn duty that empowers citizens to shape the future of the nation. Professor Samir Kumar Das in his lecture urged the youth to participate the youth in the electoral process emphasizing the significance of voting for the betterment of the nation. He told that India is proud of its youth power that is full of passion and energy and the more youth participate in the electoral process; the better the results will be for the country. Prof. Das, underscored the importance of voting in shaping the future of the nation. He emphasized, "Voting is not just a right but a responsibility bestowed upon us as citizens of this great nation. By exercising our right, we contribute to the democratic process and pave the way for a brighter future for generations to come."

Dr. Sujata Dutta Hazarika, Sr Regional Director expressed her sincere gratitude not only to Professor Samir Kumar Das for his valuable lecture but also the learners attending the event. The event served as a platform for fostering awareness and dialogue surrounding the importance of voting, reinforcing our commitment to nurturing responsible citizenship and contributing positively to society.

- A few photographs of the event are attached herewith.

A brief report of One Day Coordinator's Meeting held on 1st March 2024

Regional Centre Kolkata organized a one day Coordinator's Meeting on 1st March 2024 to re-orientate the coordinators of the Learner Support Centres (LSCs) focusing on University's guidelines with respect to major components of learner support services such as counseling, assignment handling and evaluation, Term-end examination, need for maintaining financial discipline etc. for better coordination at all levels.

Venue of the meeting: The meeting was held at IGNOU LSC-2887, Satyapriya Roy College of Education, Anila Bhawan, AA-287, Sector-1, Salt Lake, Kolkata-700064.

Participants of the meeting: A total number 39 participants comprising of Coordinators and Assistant Coordinators of the following learner support centres LSC-28142 (Fakir Chand College, Diamond Harbour), LSC-28150 (Kabi Sukanto Mahavidyalaya, Bhadreswar), LSC-2848 (Durgapur Women's College, Durgapur), LSC-2813 (Mednipore College, Mednipore), LSC-2842 (Bhairab Ganguly College, Kolkata), LSC-2802([St. Xavier's College, Kolkata](#)), LSC-28160 (Prabhu Jagatbandhu College, Andul), LSC-28158 (Asutosh College, Kolkata), LSC-2809 (BB College, Asansol), LSC-2896P (Samillani Teacher's Training College, Kolkata), LSC-28165 (Dr. Kanhailal Bhattacharya College, Howrah), LSC-28140 (Muralidhar Girl's College, Kolkata), LSC-2887P (Satyapriya Roy College of Education, Kolkata), LSC-28149([Women's College, Bagbazar](#)), LSC-28159 ([Presidency Correctional Home, Kolkata](#)), LSC-28166 (HiralaL Mazumdar College for Women, Dakhineswar), LSC-28162([VidyasagarCollege for Women, Kolkata](#)), LSC-28143([Ranaghat College, Ranaghat](#)), LSC-28143(Medical College, Kolkata), LSC-2810(Maulana Azad College, Kolkata), LSC-2855 (BC College, Asansol (2855) and LSC-2817(Netaji Mahavidyalaya, Aarambagh) under Regional Centre Kolkata and LSC-2808(Govt. Teacher's Training College, Malda) LSC-2879(Dumkal College) and LSC-50006 Rani Dhanya Kumari College under Regional Centre Raghunathganj attended the meeting.

The inaugural ceremony of the meeting was started with the lightening of the lamp and Dr. Santanu Mukherji, Assistant Regional Director welcomed the coordinators and the assistant coordinators of the Learners support centres. While welcoming the participant coordinators and the assistant coordinators of LSCs, Dr Mukherji admired that it is a unique opportunity to meet the coordinators of LSCs to share our mutual aspiration to move forward with our common goal to reach the unreached.

It was followed by a scintillating presentation on Role of Technology enabled Education in the perspective of ODL as mandated in NEP2020 by Dr Sujata Dutta Hazarika Senior Regional Director. She described NEP-2020 a historically reformative as it tries to create a value enabled education frame work to make holistic inclusive and is unique in terms of Indianness.

She gave a valuable insight on how technology can be used to bridge gap of digital divide and IGNOU is playing a proactive role in transforming education. She explored the unique possibilities of ODL of creating impact on education system with human touch. She argued that the conventional mode of education cannot cater to all needs of learner's requirements. Open and distance education can play a pivotal role in Gross Enrolment Ratio (GER) as well as transforming the youth of India.

The panel of discussion of the first technical session was started by Dr. Santanu Mukherji, Assistant Regional Director. While applauding the role of the LSCs, he said that LSCs are not only the integral part of the three structures the University but the most frequent contact point of the learner.

The issue of low enrollment in LSCs and how to overcome the issue and increase the enrollments was discussed with the respective coordinator.

The interactive session provided a unique platform for a fruitful discussion to increase the enrollment figure and it was decided that the following measure may be taken to promote IGNOU programmes.

- It was decided to explore the website of host institution to promote IGNOU programme.
- IGNOU programmes may be introduced among the existing learner of the college.
- It was requested to undertake various promotional activities to promote IGNOU programmes

The panel of discussion of the second technical session includes modalities of conducting counselling sessions, evaluation of assignments, projects, practical etc. at LSCs. Dr. Santanu

Mukherji, Assistant Regional Director enlightened on modalities of conducting counselling sessions at LSCs. He told that the counselling schedule must be prepared in advance for approval. He also discussed in details the procedure to introduce new academic programme at LSCs. He mentioned that only the approved academic counselor should be engaged in taking counselling sessions. The coordinator should ensure the availability of sufficient No. of academic counselor for a particular course. The details procedure for empanelment of new academic counselor was also discussed.

The panel of discussion in third technical session was started by Mr. Sandip Ahalawat, Assistant Registrar of the Regional Centre Kolkata. Recognizing the pivotal role of financial discipline in the success of any organization, Mr. Ahlawat discussed in details the intricacies of maintaining financial discipline in Learners Support Centres. He emphasized the importance of timely submission of all bills, accompanied by the requisite documents, to the Regional Centre. This would ensure the expeditious clearance of all dues within a specific financial year. Furthermore, he highlighted the significance of maintaining a meticulous cash book with thorough reconciliation at the end of each accounting period, a comprehensive stock register with accurate entries, and ensuring that all vouchers are issued in the name of IGNOU.

The interactive session provided a unique platform for a fruitful discussion between the coordinators/ assistant coordinators of LSCs with the officials of the Regional Centre regarding various issues and concerns of the study centres. A few coordinator expressed grievances regarding issues such as deductions on electricity bills, photocopy charges, and reimbursement processes. They also raised concerns about the curtailment of submitted bills and encountered problems related to bank accounts. The coordinators attending the meeting wished that the details of the deduction statement may be sent to LSCs for disbursal.

In response, the RC officials provided specific suggestions to overcome the various difficulties raised by the Coordinators during the session.

1. It was decided that LSC may submit the top sheet in the digital form in excel sheet through Google form to stream line expedite the process of payment related issued.
2. It was requested to submit the attendance sheet of LSC in the Google form on or before 5th of next month positively for timely release of honorarium.

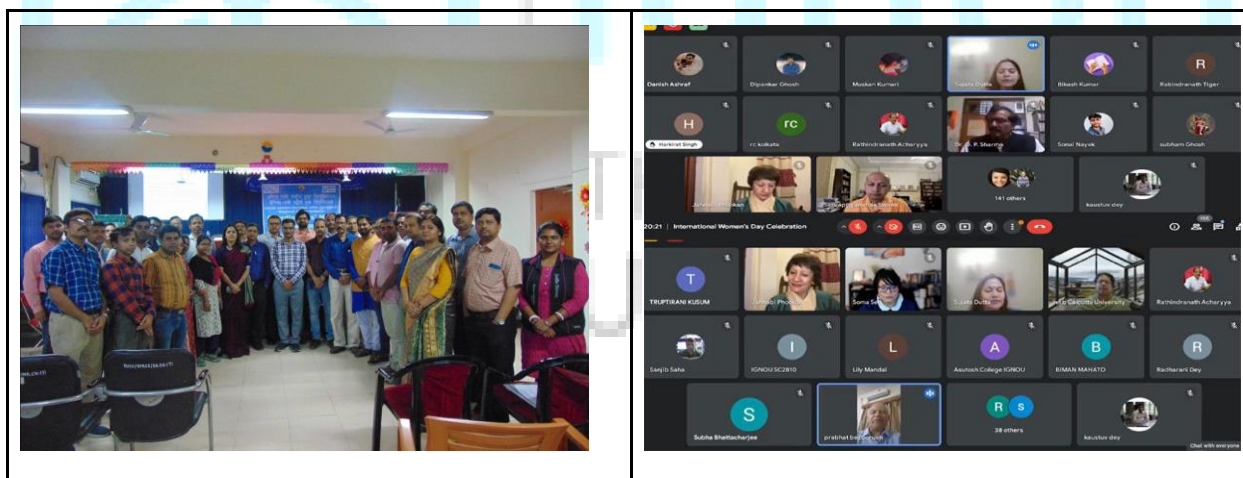
3. The Coordinators were requested to take pre-approval for incurring any expenditure which is beyond their power of delegation. The proposal outlining their requirements for any special funds for the activities should be supported by proper justifications. Additionally, a helpline number was shared with coordinators to facilitate swift resolutions to diverse problems.

In light of the positive outcomes, participants advocated for more such meetings that received the assent of the authorities. The session concluded with a commitment to a collective effort between Learners Support Centres and Regional Centre for the betterment of students and the University at large.

The meeting ended with vote of thanks by Sh. Sandeep Ahlawat, Assistant Registrar.

The YouTube link of the meeting is: <https://youtu.be/zxOrH7JGenY>

A few photographs of the interactive session are attached.



Koraput

REPORTS OF EVENTS, MEETINGS & ACTIVITIES, MARCH, 2024

ONLINE MEETINGS

1. Coordinators Meeting conducted on 20-03-2024 at 3.00 pm to review the admission & Re-Registration status as well as the strategies of promotional meetings for July 2023 session. Further a detail discussion also conducted regarding various dimensions of Monthly Monitoring Report, submission of bills and also academic counseling sessions. The link of the meeting is:

2. Counselling programme conducted by Regional Centre, Koraput to clarify the doubts of MAEDU learners with regard to their Dissertation paper on 19-03-2024 at 4.00 pm through virtual mode. A detail discussion was made by Dr. Latika Kumari Mishra, RD (I/c) on how to prepare the proposal, steps of preparation of proposal, steps of preparation of Project report etc. After that Mr. Madhab Kumar Bisoyi discussed about the official procedure of guide selection, proposal submission, approval procedure and viva voce etc. The link of the meeting is as follows: Video call link: <https://tel.meet/deq-bcyd-bnv?pin=7992426571228>
3. IGNOU Regional Centre, Koraput organized a Panel Discussion on 08-03-2024 at 4.00pm on the above topic The programme conducted through google meet. (Video call link: <https://meet.google.com/dmi-tyjx-mng>.) At the outset Dr. Latika Kumari Mishra, Regional Director (I/c) welcomed all the Guests and participants and highlighted the purpose of the programme and moderated the Panel Discussion. All the panelists presented their views on the shifting of trend from women empowerment to women led development. Panelist expressed their views with regard to their field of experiences by linking the topic with their profession. After the discussion participants interacted actively with the panelist on different issues related to contribution of women in development. At the end of the meeting Mr. Madhab Kumar Bisoyi, Assistant Regional Director proposed formal Vote of Thanks.
4. IGNOU Regional Centre, Koraput organized a Webinar conducted on the topic “Significance of Semiconductor plant in India” at 12 pm on 13-03-2024. Dr. Sanjay Kumar Sahoo, Asst. Professor, Physics, Kalahandi University, Kalahandi was the Resource Person in the Webinar. Around 42 students participated in the programme.

Offline Meetings/ Activities

1. A Promotional Meeting conducted at Womens College, Jeypore with the students and faculties of Home Science Department on 4-03-2024. Dr. Latika Mishra, RD (I/c) & Shri Madhab Kumar Bisoyi, ARD attended the meeting. Awareness created among the participants regarding the programmes of IGNOU in general and also a specific discussion conducted on CFN, DECE and CNCC programmes.



2. An Awareness cum Promotional Meeting conducted at Teacher Education Department of Vikram Dev University with the students and faculties on 4-03-2024. At 3.30 pm. Dr. Latika Mishra, RD (I/c) & Shri Madhab Kumar Bisoyi, ARD attended the meeting. Awareness created among the participants regarding the programmes of IGNOU in general and also a specific discussion conducted on the programmes of school of education (MAEDU, PGDEMA, PGDPPED, DECE, CTE, PGDSLML etc.)
3. A special AIR programme conducted at All India Radio Jeypore, Koraput on 04-03-2024 at 4.30 pm the Promotion of IGNOU Programmes. A group discussion conducted regarding the availability of specific programmes at Regional Centre Koraput and the facilities available for the learners of this backward region. The programme broadcasted on 5th March, 2024 at 9.30 pm.

4. Celebration of Women's Day at Regional Centre Koraput:

Regional Centre Koraput organized a meeting at the conference hall of RC to celebrate the International Women's Day on 8th March, 2024. Dr. B. Barik, Asst. Regional Director IGNOU RC Koraput welcomed all the Guests and Participants. Miss. Sasmita Melka, Chairman, Zilla Parishad, Koraput attended the programme as the Chief Guest and Ms. Shradhanjali Behera, Branch Manager, Indian Bank, Koraput as the Chief Speaker. Dr. Latika Mishra Regional Director (I/c) introduced the Guests and also initiated the programme with her introductory remarks on the significance of women's day. Thereafter the Magazine prepared by Regional Centre, Koraput released before the participants and media people. Miss. Sasmita Melka, Chairman, Zilla Parishad, Koraput addressed the participants. During her speech she explained the role of mother in tribal area and the importance of education in this region. She highlighted the significance of SHG groups as the micro entrepreneur and also shared her personal experiences and examples of start up made by village women. After her Chief Speaker Ms. Shradhanjali Behera, Branch Manager, Indian Bank, Koraput shared her valuable inputs on the strategies and process required for the women entrepreneur to start her business. She also highlighted how education can help them in this direction. The programme was given wide coverage by both the Print and Electronic Media.






Programme Conducted on the Occasion of foundation stone of three semiconductor plants on 13th March 2024.

IGNOU Regional Centre, Koraput organized the following programmes on the Occasion of foundation stone of three semiconductor plants on 13th March 2024.

1. A Talk arranged on the theme “Application of Semiconductor plant in India”. Dr. Bramhachari Khamari, Assistant Professor in Physics, Department of physics, Govt.College Koraput, (PhD from IIT Madras, Post Doctoral Fellow from IIT Kanpur) was the Resource Person in this programme. In this programme around 25 students attended the programme at Regional Centre, Koraput.



3. After that All the students and Staff of Regional Centre watched the live programme of the inauguration of the laying foundation stone of three semiconductor plants by Hon'ble Prime Minister of India.

Activities conducted under Unnat Bharat Abhiyan

IGNOU Regional Centre Koraput has adopted five villages of Koraput Block under Village Development Scheme of Unnat Bharat Abhiyan (UBA). On 14th March two teams formed at Regional Centre, Koraput under the leadership of two ARDs and visited and surveyed the following two villages. The profile of these villages are as follows:

1. Kendar is one of those villages which is situated around 17 KMs far away from Koraput Municipality. The village is situated in a hilly area. The total habitable area of that village is around 750 square metres. The village is surrounded by 200 acres of forest land. Around 72 households are residing in that village. The total population of that village is approximately 400. Around 25% of the total population constitutes children in the age from 1 to 18 years. The village is basically dominated by SC, ST and OBC community.
2. Umuri is one of those villages which is situated around 10 KMs far away from Koraput Municipality. The village is a Revenue Village. The village is surrounded by 100 acres of forest land. Around 100 households are residing in that village. The total population of that village is approximately 300. The village is basically dominated by SC and ST community.


Major Activities conducted in both the villages

- The team met with the PRI members, Headmaster of the school and some senior persons of that village and discussed with them regarding the actual situation of the villages.
- Besides, some households were randomly selected and interacted with them to know their family situation.
- House hold survey



Lucknow

<http://rclucknow.ignou.ac.in/news/1>



THE PEOPLE'S
UNIVERSITY

NOIDA

Report of the Activities organized on the occasion of Foundation Stone Laying of Three Semiconductor Facilities by the Hon'ble PM of India (13th March, 2024)

In compliance of the directions received from IGNOU HQs, lecture was organized by IGNOU Regional Centre, NOIDA in face-to-face mode on the topic “Usefulness of Semiconductors in

Day-to-Day Life” on 13.02.2024 from 9.30 a.m. to 10.30 a.m. The resource person for the lecture was Dr. Yachna Tyagi, Assistant Professor (Physics), Government P. G. College, NOIDA who delivered a comprehensive lecture on the significance of semiconductors in everyday life.

The programme was initiated with the recitation of IGNOU Kulgeet and welcome address by Dr. Amit Chaturvedi, Senior Regional Director, RC NOIDA. It was followed by the initial remarks by Dr. Siran Mukerji, Additional Director.

Dr. Yachna Tyagi elaborated on how semiconductors power various electronic devices, from smartphones to computers, and their indispensable role in modern technology-driven lifestyles. She also highlighted the potential applications of semiconductors in emerging fields such as artificial intelligence, Internet of Things, and renewable energy. Her lecture underscored the importance of investing in semiconductor research and manufacturing to drive innovation and economic growth. She provided valuable insights into the practical utility of semiconductors in enriching daily lives and some of the key points covered in Dr. Tyagi's lecture included applications of semiconductors in communication technology, entertainment, healthcare and transportation.

After her lecture, the foundation stone laying ceremony of three semiconductor facilities by the Hon'ble Prime Minister of India, Shri Narendra Modi Ji was telecasted live at IGNOU Regional Centre Noida through youtube. This event was attended by a total of 92 participants including academics and all the staff members of RC NOIDA, faculty from work centre and students who witnessed the live telecast of the commencement of initiatives crucial for India's semiconductor industry's growth and self-reliance.

The programme was conducted by Dr. Anjana, Deputy Director and vote of thanks was proposed by Sh. Radhey Shyam, Assistant Registrar, RC NOIDA followed by conclusion of the programme with National Anthem.

Some of the representative photographs of the programme are as follows:



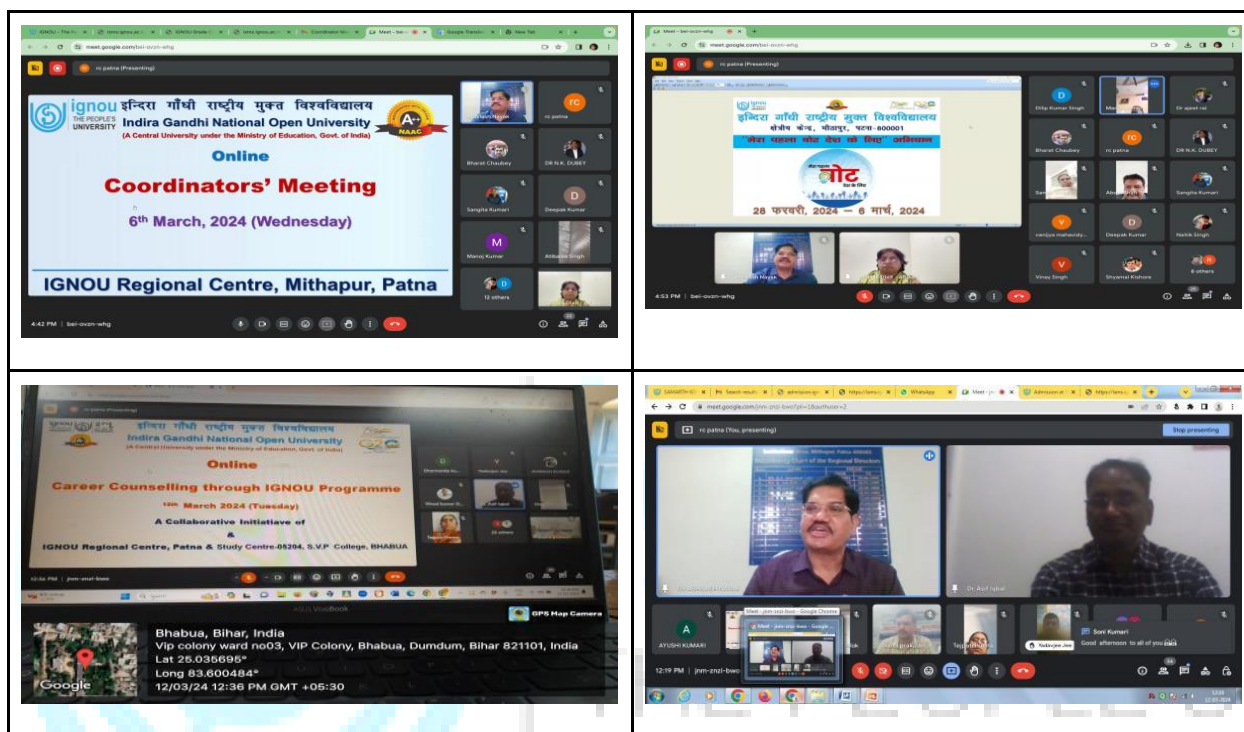
Patna

Coordinators' Meeting

The Regional Centre organized an Online Coordinators' Meet at 4.30 pm on (06.03.2024) to discuss the following:

- Special Campaign "Mera pehla Vote Desh Ke Liye" by ECI and MoE, Govt of India
- Status of assignment evaluation for TEE, December 2023
- Organization of Promotional Meetings for January 2024
- Organization of face-to-face counseling sessions at the LSCs

- Activation of the new MSc Programs and FYUP programs launched by IGNOU
- Establishment of Examination Centres for TEE June 2024
- Renewal of PTF at the LSCs



Awareness-cum-Admission Drive

Regional Centre, Patna and SVP College, Bhabhua jointly organized an online promotional meeting on the topic “Career Counseling through IGNOU” for January 2024 session on 12th March 2024. In his welcome address to the students, Dr Abhilash Nayak (Sr. Regional Director) explained to the students why one should choose IGNOU and then informed them about IGNOU’s programs, the various facilities available for the students of different categories. He also said that as per UGC Notification students could opt for IGNOU’s programme as an add on courses for upgrading their careers. Dr Asif Iqbal, ARD elaborated the admission process, eligible criteria and flexibility in IGNOU and the examination process in detail - In the meeting Dr. Ajeet Kumar Rai, Coordinator of LSC 05204 and other faculty Members of institution and an approximately 55 students were present -



Face-to-Face Internship Examination of TEE December 2023 for MPCE-015, MPCE-025, MPCE-35 & BPCE-023 under MAPC & BA Programme at 03:00 PM on 05-03-2024.

Face-to-Face Project Viva-voce of TEE December 2023 for MPCE-016, MPCE-026 & BPCE-144 under MAPC & BAPCH Programme at 03:00 PM on 06-03-2024.

Face-to-Face Awareness-cum-Admission Drive

Dr Shalini ARD attended a Face-to-Face Awareness-cum-Admission Drive for January 2024 session at Sai Institute of Teacher's Training, Onama, Barbigaha, Sheikhpura on 07th March 2024 at 11:00 AM. She explained about the education related programmes activated under Regional Centre, Patna.

Visit of Dr Shalini to Krishi Vigyan Kendra, Barh

Dr. Shalini, ARD visited on 07th March 2024 to the Krishi Vigyan Kendra, Barh for Establishment of LSC / Work Centre especially for conducting BAPI002 & BAPI003 practical courses of under Graduate Programmes.

Organization of Face-to-face seminar of MLIS programme

Face-to-face seminar of MLIS programme was organized from 12-03-2024 to 15-03-2024 at IGNOU Regional Centre, Patna for TEE December 2023. The Academic counsellor Ms. Madhumita Kumari & Officer-in charge Dr. Shalini, ARD conducted all the activities related with the MLIS seminar of MLII101, MLII102, MLIE101, MLIE103, MLIE102, MLIE104, MLIE105 & MLIE106.



Viva Voce for MLII105 Internship

MLII105 Internship alternative Viva-voce of MLIS programme was conducted at IGNOU Regional Centre, Patna under the supervision of concerned Officer-in-charge for TEE December 2023 on 13-03-2024. The approved academic counsellor Ms. Madhumita Kumari was engaged for the same.

Practical Counseling Sessions for MCA_New

Face-to-face practical counseling of MCA_New for January 2024 session started from 18-03-2024 at IGNOU Work Centre, MEDI, Mahendru, Patna.



Face-to-Face Practical session of TEE December 2023 for BSC, BSCG & BSCBCH programs conducted at IGNOU LSC-0511, 0529 & 0568.

Face-to-Face Internship Viva-voce of TEE December 2023 for BBARL & BBARIL

Face-to-Face Internship Viva-voce of TEE December 2023 for BBARL & BBARIL Programme was conducted at Regional Centre, Patna on 22-03-2024 at IGNOU Regional Centre, Patna.

Practical Viva-voce for TEE December 2023 for CFAID

Online BNSL040 under CFAID Programme Practical Viva-voce for TEE December 2023 on 22-03-2024. Academic Counsellor Dr. Sandhya Singh was engaged for the same.



Face-to-Face Practical/Portfolio Viva-voce of TEE December 2023 for MAJMC & PGJMC

Face-to-Face Practical/Portfolio Viva-voce of TEE December 2023 for MAJMC & PGJMC Programmes organized on 22-03-2024 at IGNOU Regional Centre, Patna.



Academic Support for the Learners of MSW, MSWC and BSW Journals

The Regional Centre organized an online session on 1st March 2024 to provide academic Support to the learners of MSW, MSWC and BSW for the Fieldwork Journals. The learners were explained as to how to prepare the Journal. Dr. Nidhi one of our empaneled counsellors gave concrete description as to how to prepare the Journal. It was organized on 1st march 2024. It was carried out under the Supervision of Dr Shailini Dixit, ARD.



Online Grievance Redressal Session

The Regional Centre organized an Online Grievance Redressal Session through Google Meet (<https://meet.google.com/pkv-fawo-svd>) from 11.30 A.M. i.e. on 20/03/2024 (Wednesday) for the

learners of July 2023 who had grievances related to any of the support services. Learners who participated in the session interacted with the Officers and officials in charge of student support services, clarified their doubts and got their grievances addressed. Dr Shailini Dixit, ARD coordinated the interactions during the session.



Online Webinar on "Female Participation in the Democratic Process in India"

Regional Centre organized an online webinar on the topic "Female Participation in the Democratic Process in India" through Google Meet(<https://meet.google.com/uqg-oxfz-hwn>) at 11:30 AM on (21.03.2024). Dr. Sanjay Tiwari, PG Department of Political Science, Gaya College, Magadh University, Gaya was the Resource Person. The staff, students and academic counselors the Regional Centre, the Coordinators and other part-time functionaries and Academic Counselors of the Learner Support Centres participated in this webinar.



International Women's Day

Regional Centre Patna in collaboration with Regional Centre, Bhagalpur organized a panel discussion on “The Myth and Reality of women Empowerment” on 08.03.2024 to celebrate the International Women’s Day. The Resource persons were Prof. Hemlata Singh H.O.D. Deptt. of English from T.P.S. College, Patna, Prof. Safdar Imam Quadri Associate Professor Deptt. Of Urdu College of Commerce Arts and Science, Patna and Dr. Noopor Deptt. Of History T.P.S. College. The Panelists discussed different aspects of women empowerment and stressed on the need to maintain a balanced relationship between men and women in every sphere of life.



Inauguration of Semi-Conductors by he Hon’ble Prime Minister Sh. Narendra Modi Ji

The Hon’ble Prime Minister Sh. Narendra Modi Ji laid down the foundation stone for 3 Semiconductor Plants at 10.30 AM on 13.03.2024. In view of this Regional Centre, Patna organized a talk on “Utility of Semiconductor in Scientific Research” at 09.30 am in the Seminar Hall-2 of T.P.S. College, Patna. Dr Ayan Mukherjee, Department of Physics, College of Commerce, Arts and Science, Patna was the Resource Person on this occasion. The talk was followed by the viewing of the live-streaming of the Foundation Stone Laying Ceremony of Semiconductor Plants by the Honourable PM of India, Shri Narendra Modi Ji. More than 200 Academic Counsellors, learners and members of faculty from the Departments of Science

Computer Science from the local colleges participated in this event.



Raipur

Report on the Foundation Laying of three Semiconductors Facilities by Hon'ble Prime Minister.

Name of Regional Centre: Raipur

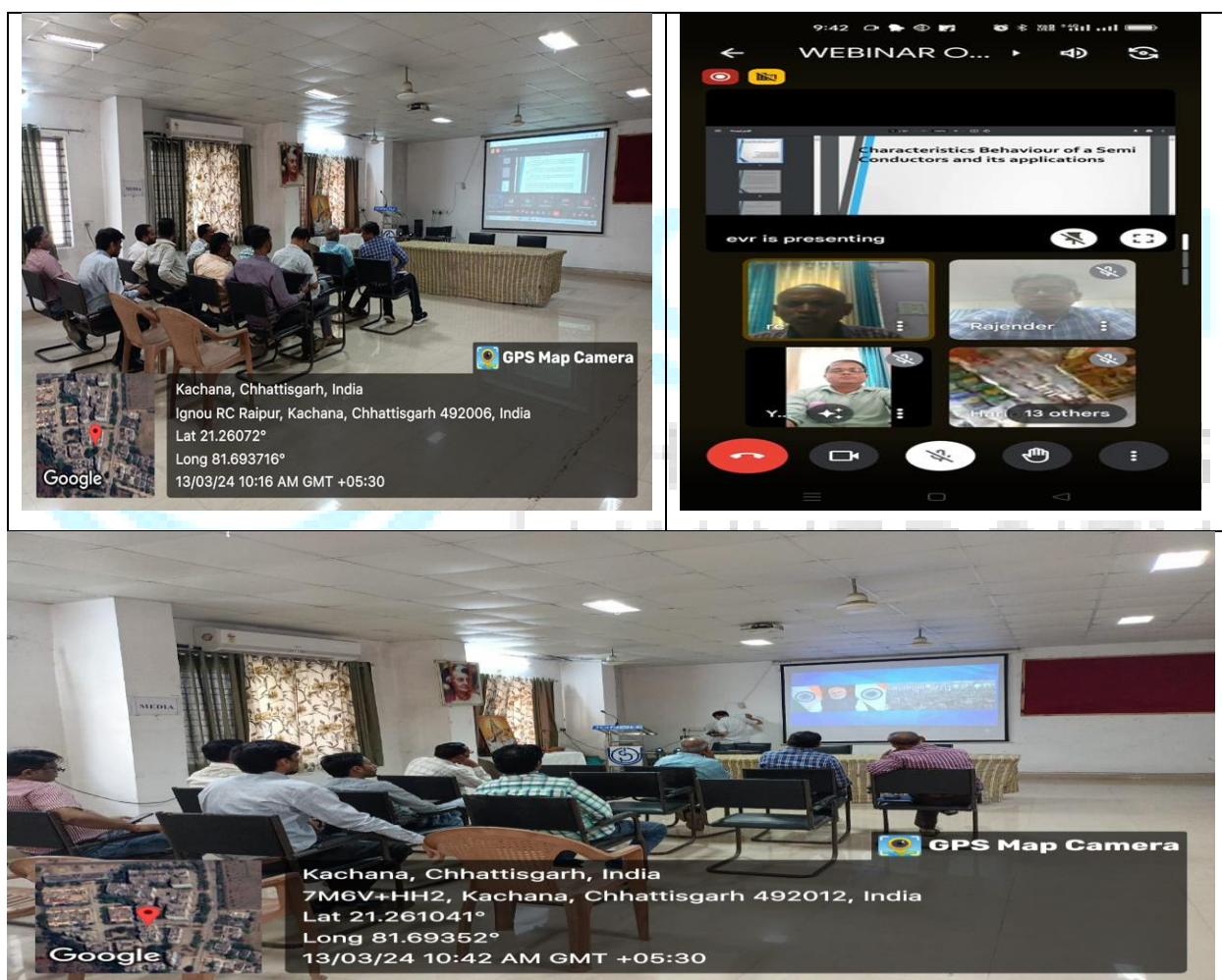
Venue of the Programme: Regional Centre Raipur

No. of Participant in the Programme: 30

On this Occasion the Regional Centre Raipur organized a webinar on Characteristics Behaviour of Semiconductors and its applications and the Resource Person was Dr. E. Venkateshwar Rao, Associate Professor Department of Physics Kakatiya University Warangal Telangana. The Webinar was held online on 13.03.2024 at 9.30 am. The students from different disciplines

attended the webinar and the Resource nicely presented the topic and explained each and every components in detail. It was a wonderful programme and it was followed by the programme online and gyandarshan channel and the students and the staff of the Regional centre Raipur watched the live telecast of the foundation laying ceremony and the delivery of speech by Hon'ble Prime Minister Shri Narendra Modi Ji. It was infect a memorable day for all the students, youth and the common people. It will open a chapter in the history of electronics arena.

Some of the photographs taken during the Programme are as follows:



Report on Foundation Stone Laying of Three Semiconductor Facilities by the Hon'ble PM on March 13, 2024

IGNOU Regional Centre- Ranchi organized today's program at the **Regional Centre** where **46** (26 students and 20 staff members) participated in the program. Dr Achint Kapoor, Associate Prof

– Physics (Retd) from Ranchi University attended the program and addressed the participants on the topic ‘Utility of Semiconductor’ as the Guest Speaker. The program was started with welcome address by the Sr RD Dr S Mohanty and ended with proposing the vote of Thanks by Dr Ragini, ARD.

All the participants joined in viewing the presentations made by Prof Abinav Kranti followed by the Foundation Stone Laying Program of three semiconductor facilities by the Hon’ble Prime Minister of India.



A section of the audience watching the program live on YouTube

Dr Achint Kapoor, Asso Prof Physics addressing the audience

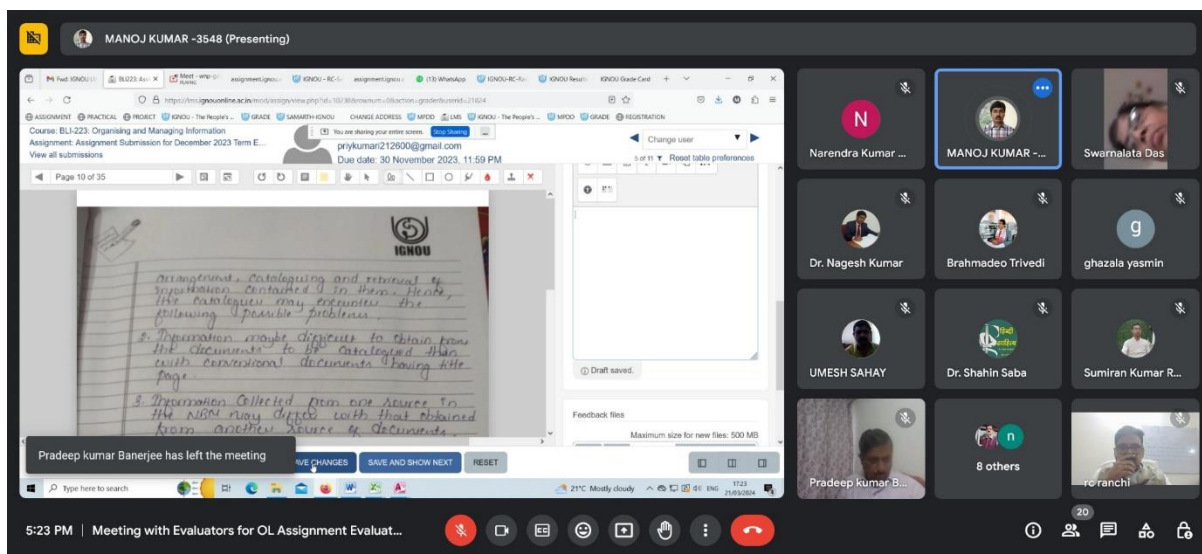
Organized a Health Checkup Camp at Adopted Village on 28.3.2024

RC organized a free health checkup camp at Chandapara -an adopted village under UBA on 28.3.2024 with the support of Raj Hospitals, Ranchi. One Doctor, 3 nurses and two supporting staff from the said hospital with a few RC functionaries participated in the Health Check up camp. 55 inhabitants from the village got their health checked up in the camp. Measurement of BP, weight and diabetes tests of the villages were done and medicines were prescribed as per requirement. Free medicines were given to the attendees as per their individual requirements.



Orientation of Academic Counselors to evaluate assignment responses on LMS

An orientation Program for the Academic counsellors of various programs were held online on 21.3.2024 to acquaint them with the LMS Portal to evaluate the assignment responses online. 21 academic counsellors participated in the program. Online demonstration was given as how to locate and access the assignments, evaluate them and send the awards to the RC through their respective LSCs under which they are empanelled.



Shillong

Report of the RC Shillong activity in March 2024

- 1) On 1st March an online grievance and redressal session was organised by RC Shillong for the learners of Master's degree programmes. Time 4.30 to 5.30 p.m.
- 2) Celebration of World Women's Day: Date 8th March 2024 Time 2.30 p.m. to 6.00 p.m.

The International Women's Day event is organized jointly by IGNOU Regional Center Shillong and The English And Foreign Languages University, Regional Campus, Shillong. The venue of the event is the Hall room of EFLU, NEHU Campus. Prof. Mousumi Guha Banerjee, Director of EFLU, Prof. Streamlet Dkhar from the Department of Khasi, Prof. Brinda B. Kharbiryimbai from the Department of Education, and Prof. Rekha M Shangpliang from the Department of Sociology was present as resource persons.

Photograph showing the Director of EFLU Prof. Mousumi Guha Banerjee, Resource persons Prof. Streamlet Dkhar, Prof. Brinda B. Kharbiryimbai and Prof. Rekha M Shangpliang along with Director IGNOU, Academics, and other staff IGNOU and EFLU.

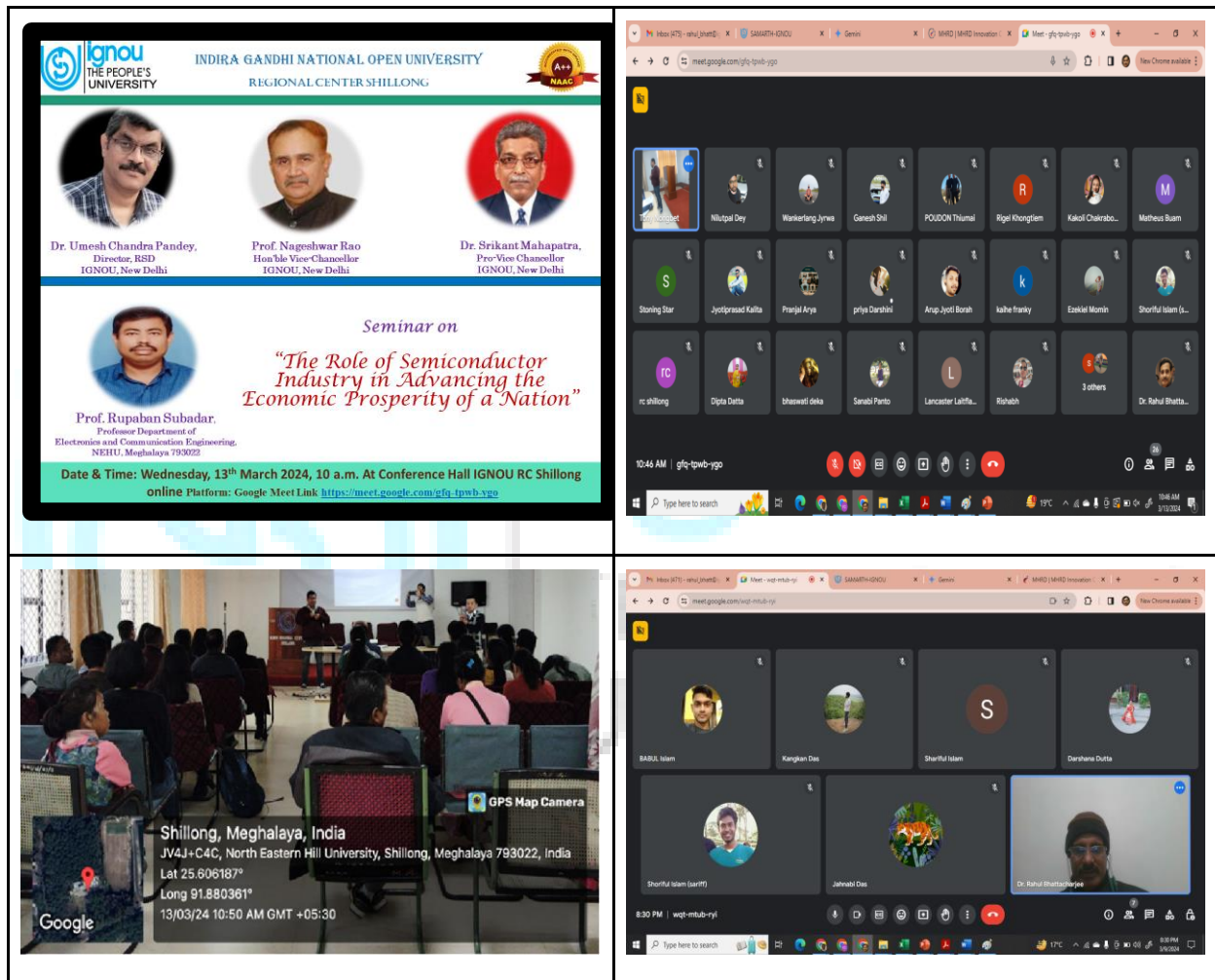


3) Seminar on "The Role of Semiconductor Industry in Advancing the Economic Prosperity of a Nation" Date: 13th March 2024, time 10 a.m. 11.30 a.m., Place: Conference Hall, RC Shillong.

The Hon'ble Prime Minister of India, Shri Narendra Modi, inaugurated three semiconductor units on 13th March 2024, with two of them located in Dholera and Sananda in Gujarat, and the third unit in Morigaon, Assam. This marks a significant moment for all of us. In light of the importance of establishing a semiconductor industry, with the goal of 'Development of Semiconductors and Display Manufacturing Ecosystems in India'.

To mark this occasion the IGNOU Regional Center Shillong organized a seminar on "The Role of Semiconductor Industry in Advancing the Economic Prosperity of a Nation". Prof. Rupaban

Subadar, Department of Electronics and Communication Engineering, NEHU was the resource person. The session was conducted in hybrid mode. There are 45 numbers of participants in the hall and another 35 numbers attended virtually. The attendees in the conference hall of IGNOU RC Shillong comprise students from the English and Foreign Language University, staff members of RC and REC Shillong, while students from IGNOU participate virtually.



Online Participants

Participant present at the Conference Hall of RC Shillong

- 4) Conduction of online support service of project preparation for students of MSCENV Date 9th March 2024, time 6.00 p.m. to 7.30 p.m.

A session was organized by RC Shillong with those students who are facing problems with the non-availability of guides

Shimla

Monthly Monitoring Report March, 2024 – Other Events

1. Induction meetings for the January, 2024 session.

The IGNOU RC, Shimla has been assigned the task of nodal regional centre for ACE, CDM, BA (Philosophy) and MSC (Bio-chemistry) for the January, 2024 session. An induction meeting for the newly inducted learners was conducted by the RC, Shimla on 28.3.2024, in which all the related information related to the IGNOU, ODL system, support services etc. was imparted to the them.

2. Monitoring of academic counseling for practical courses

- MAPC (LSC 1101) – 3 sessions monitored by the RC official
- BSCG (LSC 1104)
- BSCG (LSC 1113)
- MSCENV (LSC 1100)
- BLIS (LSC 1105)

3. Digital Initiatives by LSC – 1148 (Govt. College Banjar)

Publicity and Dissemination of Information Publicity of IGNOU

Programmes and information about extension of admission and re-registration for January 2024 batch was given to students on 22nd March, 2024 through media channel Himachal Darpan Live TV. Media Link <https://youtu.be/rt7eUDOhn3M?si=uOxnLcUB5c8gw6p8>

Vatakara Report on the ‘Workshop and training in crafting utilitarian biodegradable items’ under UBA Scheme

Indira Gandhi National Open University Regional Center Vatakara in association with Kuruvattoor Grama Panchayath and JDT Islam Study Centre organized a two-day ‘‘Workshop and training on making training in crafting utilitarian biodegradable items’ for senior citizens of Kuruvatur Panchayat, Kozhikode as part of Unnath Bharat Abhiyan scheme on 29th and 30th March 2024.

The training initiative stemmed from a gathering convened by Dr. Prameela O, the Assistant Regional Director of Regional Centre Vatakara, who convened with the esteemed members of Kuruvattoor Panchayath on 25th January 2024. In this insightful assembly, Dr. Prameela O graciously invited the Panchayath members to articulate the pressing challenges confronting their

community. Enthusiastically, each participant shared their concerns, paving the way for a meaningful discussion.

Amidst the exchange of ideas, a collective resolve emerged to empower senior citizens by integrating them into the village's developmental fabric. The proposal was both innovative and practical – to engage these seasoned individuals in crafting utilitarian biodegradable items such as umbrellas, paper pens, and paper bags. Thus, it was unanimously agreed to initiate a series of workshops and training programs tailored specifically for the senior citizens of Kuruvatoor Panchayath.

The material requisites for this endeavour were meticulously procured, laying the groundwork for the inaugural workshop which saw the active participation of 35 eager village members. The event was inaugurated and graced by the esteemed presence of Dr. Balakrishnan Nambiar, a distinguished psychology expert, who eloquently underscored the imperative of self-extension in fostering mental well-being during one's twilight years.

Dr Prameela O, Assistant Regional Director, IGNOU Regional Centre Vatakara presided over the function. During her presidential address she underscored the pivotal role of the Government of India's Unnath Bharath Abhiyan in fostering rural development. Mr. Muhammad Safarullah, former coordinator of the JDT IGNOU Learner Support Centre, extended a gracious welcome to the esteemed guests, while Mr. Rafeeq, coordinator of JDT Learner Support Centre, conveyed gratitude through a heartfelt vote of thanks.

Under the expert guidance of Mrs. Bindu Ramesh, an accomplished artisan in the realm of arts and crafts, participants engaged in the meticulous crafting of 46 paper bags, 60 pens, and 15 umbrellas. The workshop, far from being a mere exercise in skill acquisition, symbolised a collective endeavour towards sustainable living and community empowerment. Through these workshops, the aim is not only to harness the untapped potential of our esteemed seniors but also to conscientize the wider community about the imperative of transitioning towards eco-friendly alternatives, thereby fostering a more harmonious relationship with our environment.



"Mera Pehla Vote Desh ke Liye" activities

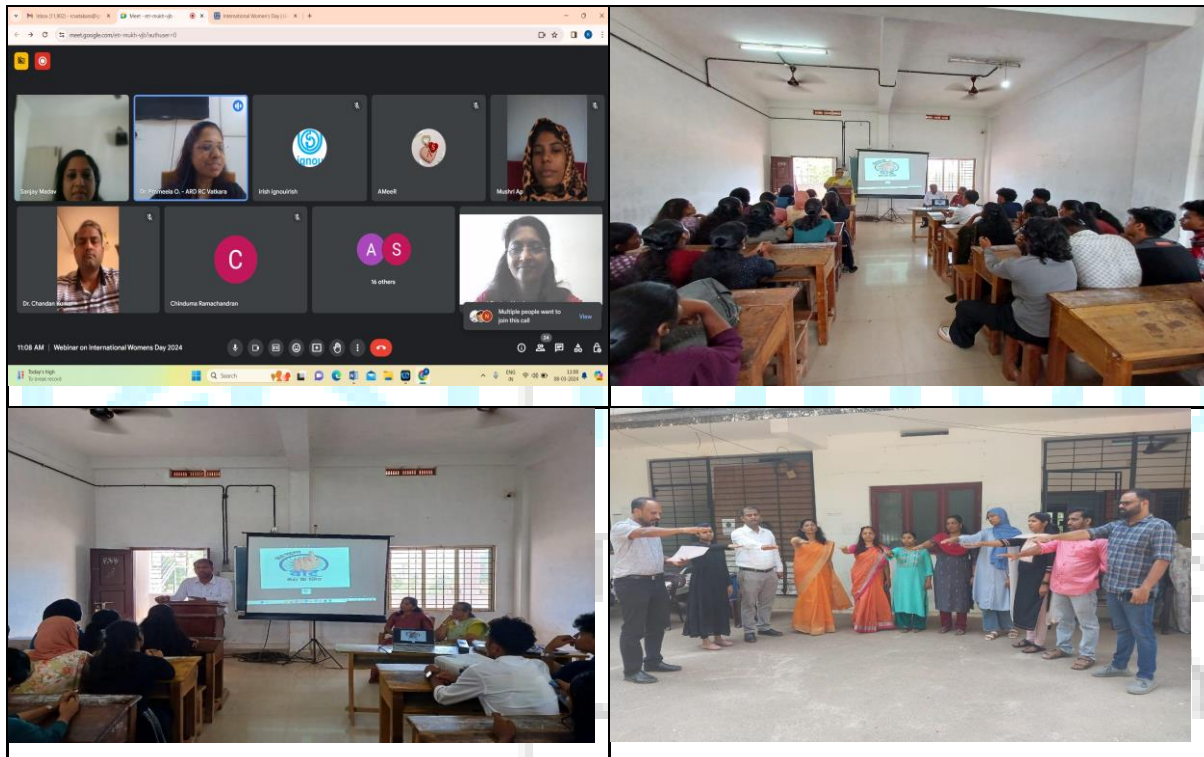
The Regional Centre undertook activities to actively promote the "Mera Pehla Vote Desh ke Liye" campaign. The Regional Centre in association with LSC83010 organised a campaign for the students on 13.3.2024. During the occasion, Dr.Ammukutti, Assistant Coordinator welcomed the participant students to the programme. Dr.Sindhu P Nair, Regional Director gave an overview of the campaign and its significance.

This was followed by a lecture organised to sensitise the young participants about the significance of voting system in the democratic process. Dr.Chandan Kumar, Assistant Regional Director delivered the lecture on the topic - "मेरा पहला वोट, देश के लिए". The lecture provided an opportunity to make aware the participants about their role in a democratic system. The programme was well received by the participants. The programme ended with a vote of thanks by the LSC staff. Further, the Voter's pledge was taken by the RC and LSC staff and the event was coordinated by Sh.Praveen Kumara, Deputy Registrar. Photographs of the events is placed below:

Womens Day Activity held on 8 March 2024

The Regional Centre organized a webinar on occasion of International Women's Day celebrated on 8th March 2024. The United Nations theme this year - "Invest in Women and Accelerate Progress". As an endeavour to recognize the achievements of women and their contribution to the development of the society, IGNOU Regional Centre Vatakara organised a webinar on 8 March 2024, 11 am wherein IGNOU learner and entrepreneur, Ms.Anushree was invited to deliver a session for the benefit of other students. Ms.Anushree, a student of Apparel Merchandising Programme, was identified by Dr.Prameela.O, Assistant Regional Director as an inspiring story to share with our other learners. Dr.Sindhu P Nair, Regional Director welcomed the participants and gave a brief on Womens Day Theme 2024. Dr.Prameela O, Assistant Regional Director introduced

the speaker to the participants and also coordinated the event. The speaker presented the story of their business set up including the product line, manufacturing, marketing of sustainable handicraft products and mural painting-based products and clothing. Dr. Chandan Kumar, Assistant Regional Director shared his views on the occasion of International Women's Day. During the interactive session, the queries and views of the participants were discussed. Around 35 participants attended the programme. Screenshots of the event is placed below.



Vatakara

Report on the 'Workshop and training in crafting utilitarian biodegradable items' under UBA Scheme

Indira Gandhi National Open University Regional Center Vatakara in association with Kuruvattoor Grama Panchayath and JDT Islam Study Centre organized a two-day "Workshop and training on making training in crafting utilitarian biodegradable items' for senior citizens of Kuruvatur Panchayat, Kozhikode as part of Unnath Bharat Abhiyan scheme on 29th and 30th March 2024.

The training initiative stemmed from a gathering convened by Dr. Prameela O, the Assistant Regional Director of Regional Centre Vatakara, who convened with the esteemed members of

Kuruvatoor Panchayath on 25th January 2024. In this insightful assembly, Dr. Prameela O graciously invited the Panchayath members to articulate the pressing challenges confronting their community. Enthusiastically, each participant shared their concerns, paving the way for a meaningful discussion.

Amidst the exchange of ideas, a collective resolve emerged to empower senior citizens by integrating them into the village's developmental fabric. The proposal was both innovative and practical – to engage these seasoned individuals in crafting utilitarian biodegradable items such as umbrellas, paper pens, and paper bags. Thus, it was unanimously agreed to initiate a series of workshops and training programs tailored specifically for the senior citizens of Kuruvatoor Panchayath.

The material requisites for this endeavour were meticulously procured, laying the groundwork for the inaugural workshop which saw the active participation of 35 eager village members. The event was inaugurated and graced by the esteemed presence of Dr. Balakrishnan Nambiar, a distinguished psychology expert, who eloquently underscored the imperative of self-extension in fostering mental well-being during one's twilight years.

Dr Prameela O, Assistant Regional Director, IGNOU Regional Centre Vatakara presided over the function. During her presidential address she underscored the pivotal role of the Government of India's Unnath Bharath Abhiyan in fostering rural development. Mr. Muhammad Safarullah, former coordinator of the JDT IGNOU Learner Support Centre, extended a gracious welcome to the esteemed guests, while Mr. Rafeeq, coordinator of JDT Learner Support Centre, conveyed gratitude through a heartfelt vote of thanks.

Under the expert guidance of Mrs. Bindu Ramesh, an accomplished artisan in the realm of arts and crafts, participants engaged in the meticulous crafting of 46 paper bags, 60 pens, and 15 umbrellas. The workshop, far from being a mere exercise in skill acquisition, symbolised a collective endeavour towards sustainable living and community empowerment. Through these workshops, the aim is not only to harness the untapped potential of our esteemed seniors but also to conscientize the wider community about the imperative of transitioning towards eco-friendly alternatives, thereby fostering a more harmonious relationship with our environment. Photographs of the event is placed below:



IGNOU Regional Centre Vatakara

Report of "Mera Pehla Vote Desh ke Liye" activities

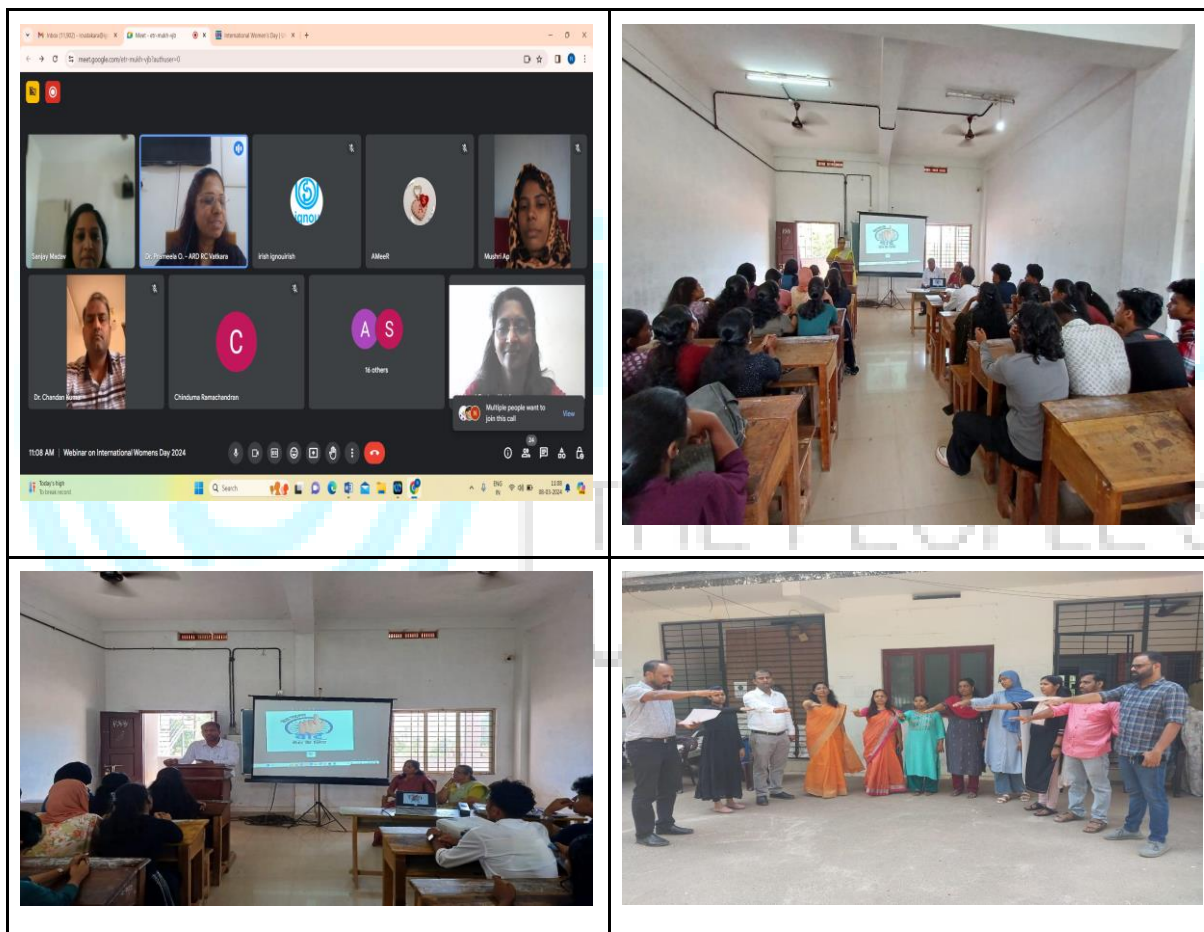
The Regional Centre undertook activities to actively promote the "Mera Pehla Vote Desh ke Liye" campaign. The Regional Centre in association with LSC83010 organised a campaign for the students on 13.3.2024. During the occasion, Dr.Ammukutti, Assistant Coordinator welcomed the participant students to the programme. Dr.Sindhu P Nair, Regional Director gave an overview of the campaign and its significance.

This was followed by a lecture organised to sensitise the young participants about the significance of voting system in the democratic process. Dr.Chandan Kumar, Assistant Regional Director delivered the lecture on the topic - "मेरा पहला वोट, देश के लिए". The lecture provided an opportunity to make aware the participants about their role in a democratic system. The programme was well received by the participants. The programme ended with a vote of thanks by the LSC staff. Further, the Voter's pledge was taken by the RC and LSC staff and the event was coordinated by Sh.Praveen Kumara, Deputy Registrar. Photographs of the events is placed below:

Report of Womens Day Activity held on 8 March 2024

The Regional Centre organised a webinar on occasion of International Women's Day celebrated on 8th March 2024. The United Nations theme this year - "Invest in Women and Accelerate Progress". As an endeavour to recognize the achievements of women and their contribution to the development of the society, IGNOU Regional Centre Vatakara organised a webinar on 8 March 2024, 11 am wherein IGNOU learner and entrepreneur, Ms.Anushree was invited to deliver a session for the benefit of other students. Ms.Anushree, a student of Apparel Merchandising Programme, was identified by Dr.Prameela.O, Assistant Regional Director as an inspiring story to share with our other learners. Dr.Sindhu P Nair, Regional Director welcomed the participants and

gave a brief on Womens Day Theme 2024. Dr.Prameela O, Assistant Regional Director introduced the speaker to the participants and also coordinated the event. The speaker presented the story of their business set up including the product line, manufacturing, marketing of sustainable handicraft products and mural painting based products and clothing. Dr.Chandan Kumar, Assistant Regional Director shared his views on the occasion of International Womens Day. During the interactive session, the queries and views of the participants were discussed. Around 35 participants attended the programme. Screenshots of the event is placed below.



Annexure II : Item-wise Expenditure of Regional Centers



S.NO.	Name of Regional Center	Regular Staff Salary	Daily Wage payment	Security	Building Rent	Travel and hiring of taxi	Meeting/ workshop/ Orientation Programme etc	Printing / Publicity	LSC/PSC/SSC Payments (Salary of Part Time functionaries)	LSC/PSC/SSC Payments (Counselling, Assignment Evaluation, Practical's etc)	Other Expenditure	Total Expenditure
1	Agartala	0	0	0	0	0	9265	9968	651230	543661	222851	1436975
2	Ahmedabad	200918	42168	78600	0	21501	0	0	467512	2783221	2617130	6211050
3	Aizwal	240247	109087	0	0	0	0	0	621940	255814	140638	1367726
4	Aligarh	0	0	0	0	0	0	0	0	0	0	0
5	Angul	0	4940	0	0	0	0	0	197320	345322	10605	558187
6	Bangalore	0	0	0	0	0	0	0	0	0	0	0
7	Bhagalpur	4624327	91380	0	0	0	0	25724	313184	444242	1253149	6752006
8	Bhopal	0	184397	111153	0	25335	0	2000	524532	384490	3211990	4443897
9	Bhubaneswar	0	276499	174792	0	20767	236665	12980	884854	2067374	5000871	8674802
10	Bijapur	577691	140922	0	0	2982	0	0	587400	2295397	79321	3683713
11	Chandigarh	0	153324	0	0	20368	181380	0	0	1883461	154865	2393398
12	Chennai	0	12142	65010	119794	12079	0	11048	192120	345285	2352915	3110393
13	Cochin	6819	136776	214354	0	0	0	0	692807	5347074	1637831	8035661
14	Darbhanga	0	281969	0	0	10248	0	9490	1691051	4604291	235597	6832646
15	Dehradun	0	130082	0	0	0	0	14853	1011073	2129297	1978264	5263569
16	Delhi-1	0	678958	0	0	0	0	7933	0	19751312	3542099	23980302
17	Delhi-2	187837	922307	0	531000	107514	0	0	902086	3273343	14515835	20439922
18	Delhi-3	0	685547	0	354000	45434	0	8624	0	9788651	584154	11466410
19	Deoghar	86918	265170	0	181418	2056	31766	31714	431254	3242578	2226064	6498938
20	Gangtok	10686	88418	31644	0	47377	11103	0	681450	221452	393097	1485227
21	Guwahati	80154	222708	87466	0	4556	89041	9058	570810	137934	356709	1558436
22	Hyderabad	0	58875	55016	269169	0	0	19871	392500	150868	2632401	3578700
23	Imphal	0	50535	0	0	0	0	0	268598	734445	588068	1641646
24	Itanagar	0	0	46254	60000	17900	0	0	111980	162595	215495	614224
25	Jabalpur	0	131097	122696	0	13822	0	0	477000	454883	2297687	3497185
26	Jaipur	300454	178993	171624	0	9522	576105	49458	1488174	1266126	774227	4814683
27	Jammu	0	416446	111122	0	66646	0	0	3420760	2512193	6950886	13478053
28	Jodhpur	0	89414	82582	0	0	2200	9972	1785566	1944249	3422485	7336468
29	Jorhat	0	289643	71734	0	47203	7399	9192	1169214	798288	248327	2641000
30	Karnal	0	21000	138320	0	0	0	0	1481050	7719529	4895711	14255610
31	Khanna	930	283056	94369	101	1284	0	0	781966	1563143	1584490	4309339
32	Kohima	53119	44369	0	40100	53220	9999	11180	417890	295708	1034616	1960201
33	Kolkata	0	306315	81005	0	14407	0	0	1156083	6777968	3213961	11549739
34	Koraput	0	150952	42548	3340	0	0	12905	191235	479247	1131416	2011643

35	Lucknow	2514486	154294	52933	0	34675	0	34175	1519296	3971291	763140	9044290
36	Madurai	0	109025	55991	0	26439	0	9972	206310	682386	204021	1294144
37	Mumbai	540631	222379	110997	253051	13336	0	0	30462	958755	1513432	3643043
38	Nagpur	0	0	47844	2064680	8454	2945	6055	437700	427823	2281837	5277338
39	NOIDA	411476	402083	0	206448	26882	0	75668	0	10958538	3238432	15319527
40	Panaji	0	140689	130073	147828	24960	5740	0	624600	500042	472065	2045997
41	Patna	0	205092	0	0	27268	1900	67442	1778058	5745115	672405	8497280
42	Port Blair	0	430860	0	538838	7496	0	0	91450	1413310	418582	2900536
43	Pune	281166	107072	0	393837	0	21375	4927	448250	1282049	1643409	4182085
44	Raghunathganj	0	0	0	0	0	0	0	0	0	0	0
45	Raipur	0	192942	56822	0	0	0	750	205880	2619698	115767	3191859
46	Rajkot	651571	149063	0	0	0	0	3920	31900	144921	460826	1442201
47	Ranchi	0	231839	96316	227200	24829	37314	35153	1375110	2529208	1442238	5999207
48	Saharsa	0	116820	0	101574	0	0	0	948243	1292718	3179500	5638855
49	Shillong	0	227887	58241	0	0	10714	0	0	900543	1202798	2400183
50	Shimla	0	201995	50331	257316	24456	0	26244	4589917	1567199	1581529	8298987
51	Siliguri	0	149043	84870	34667	20552	25452	5700	518980	476483	1532047	2847794
52	Srinagar	484778	395452	0	300000	12372	0	7500	1682575	8183270	369808	11435755
53	Trivandrum	1073445	645313	0	0	5600	0	11134	385640	3045439	948611	6115182
54	Varanasi	0	346070	77082	65048	2310	3142	7840	526234	2065700	914813	4008239
55	Vatakara	0	192313	0	29850	0	0	962	2028936	4167803	230845	6650709
56	Vijayawada	52802	106857	60548	72328	6878	0	11468	201760	291010	576954	1380605
57	Vishakhapatnam	0	86265	0	731592	6350	0	0	135086	428475	161829	1549597
	Total	12380455	11260842	2662337	6983179	817078	1263505	564880	41329026	138355217	93428643	309045162

Overall Guidance & Supervision:

Dr. Umesh Chandra Pandey, Director, Regional Services Division

Formatting & Editing

Dr. Vinita Katiyar, Regional Services Division, IGNOU New Delhi

Cover Design

Dr. Vinita Katiyar, Regional Services Division, IGNOU New Delhi

Graphics and Design

Dr. Vinita Katiyar, Regional Services Division, IGNOU New Delhi

Data and Photographs

IGNOU Regional Centres